



UPDATE NOTES

2024.3

September 2024 (updated September 23, 2024)

Table of Contents

Table of Contents	2
2024.3 Update Notes	5
Introduction	5
Quarterly Updates	6
Update Guide	6
Academy and Community Resources	7
Installing STEP 2024.3	7
2024.3 Update Guide	8
Start Page Resources link updates	8
'Stibo Aspire' gateway integration endpoint renamed	9
Fix for missing data container multi-editor headings	9
New Change Logs available / Change to Miscellaneous Bugfixes	9
Support for merging Stibo Systems' new UI for STEP configurations	9
STEPXML schema changes from 2024.2 to 2024.3	10
Support, platform, and system admin information	10
Deprecated components	11
Other component notifications	11
Online help / documentation changes	11
New AI-Enhanced Functionality	13
New Azure OpenAI integration	13
New Azure Vision integration	13
Developments in New UI for STEP	14
New Focus View enables quick navigation to target and source references	14
Import assets button for independent asset uploads	15
Enhanced configuration management capabilities for Stibo Systems' new UI for STEP	16

- Automatic update of calculated attributes implemented 16
- New format for single data containers 16
- Customer, Supplier, and Location MDM Enhancements 18**
 - Machine Learning Matcher now supports version compatibility information 18
 - 'Stibo Aspire' gateway integration endpoint renamed 18
- Data Exchange Enhancements and Changes 19**
 - Improved SFTP delivery method 19
 - New Product MDM SAP integration guidelines available 20
 - New REST Direct Receiver 20
 - Improved error logging when HTTP errors occur in OIEPs using REST 20
 - AutoCare PIES Importer now includes product-controller referencing 20
- General Enhancements and Changes 22**
 - Conditional Data Validity for Globally Configured Multi Edit Data Container 23
 - Elasticsearch solution improvements 23
 - Workbench usability improvements 24
 - Improved interface for editing JavaScript business rules 25
 - JavaScript support for scripting Change Package automation 26
 - JavaScript support for retrieving localized messages from Business Conditions 27
 - Updates to GraphQL API 27
 - Expansion of Alternate Node Appearance component 28
 - Application Manager Screen enhancements 28
 - New option to remove jobs from workbench InDesign queues 29
 - Performance improvement for attribute deletions 29
- Platform and Software Support Changes 30**
 - Current Updates 30
 - Deprecated functionality 30
 - Future Updates and End-of-Life (EOL) Notifications 30

Baseline EOL	30
Miscellaneous Bugfixes	32
New Information	32
New Change Logs for supported STEP versions	32
Component and Other Fixes	33

2024.3 Update Notes

These notes outline the new, enhanced, and modified features introduced in this update. Some changes necessitate action, so it is crucial to review these notes thoroughly. They complement the Stibo Systems Enterprise Platform (STEP) Online Help, which offers comprehensive details on both existing and new system functionality, providing detailed explanations and step-by-step instructions for use, as applicable.

Introduction

We are excited to share the latest updates, reflecting our commitment to enhancing user experience, streamlining workflows, and integrating advanced functionalities. This update includes significant improvements in many areas, focusing on self-service capabilities, interface enhancements, and AI-driven features. Each update brings a multitude of benefits, incorporating enhancements inspired by user requests.

Platform Improvements

- Self-Service UI: Enhanced user interface for better self-service experience.
- JavaScript Editor: Upgraded JavaScript editor with new features and performance enhancements.
- Faceted Search: Optimized search functionality for more precise results.

Product MDM Updates

- Developments for Stibo Systems new UI for STEP: AI-driven tools to enhance productivity and accuracy.
- New SAP integration guidelines: Comprehensive guidelines for seamless integrations.

Customer, Supplier, and Location MDM Updates

- Optimized Central Authorship: Improved central authorship capabilities for efficient data management.

PDX Updates

- Asset Reference Metadata: Streamlined process for collecting asset metadata from suppliers.
- Amazon Pre-Validation: Pre-validation checks for publishing to the Amazon channel.
- Enhanced Dynamic Record Management: Improved record management for greater flexibility and control.

These update notes summarize a diverse array of new features, enhancements, and other changes— those mentioned above and much more.

Important: Some functionality described within these notes is controlled via licenses and/or component installations and may not be available on your system.

Update notes are accessible by clicking on the links below:

- [2024.3 Update Guide](#)
- [New AI-Enhanced Functionality](#)
- [Developments in New UI for STEP](#)
- [Customer, Supplier, and Location MDM Enhancements](#)
- [Data Exchange Enhancements and Changes](#)
- [General Enhancements and Changes](#)
- [Platform and Software Support Changes](#)
- [Miscellaneous Bugfixes](#)

Note: Product Data Exchange (PDX) updates typically follow a different cadence than STEP updates. PDX-specific update notes and online help are available within the PDX solution. Once logged into PDX, click Help Center > Documentation using the left navigation panel. Documentation opens in a new tab.

Additional information is included in supplemental materials such as update overview slide decks and update-specific videos. These resources are available, along with these update notes, in the Stibo Systems Service Portal and within the Customer and Partner Communities.

Quarterly Updates

Updates are identified by the year and quarter in which they are introduced to customers. The first four digits (2024) indicate the year of the update. The last digit (3) indicates the calendar quarter. To learn more about update frequency, including target update times, and end-of-life baseline support dates, refer to the new STEP Update and End-of-Life Information topic in the System Update and Patch Notes documentation.

There are no regularly scheduled maintenance patches. However, there are times an ad-hoc maintenance patch must be made available to allow for system hotfixing. It is important that users read the documentation available for those updates. Action may be needed by on-premises customers to install the maintenance patches so that they can apply hotfixes, if / when applicable.

Update Guide

In addition to the individual update notes, upgrading customers should read the 2024.3 Update Guide. This guide provides information that existing customers need to know prior to upgrading. This includes actions required for deprecated components and unsupported functionality.

The Update Guide includes information about actions that existing customers need to take prior to updating to the latest version.

Academy and Community Resources

Stibo Systems Communities

We strongly encourage all **customers** and **partners** to actively participate in their dedicated Stibo Systems' Communities, fostering collaboration with fellow users. These update notes and other update materials, including videos, are also available within each Community. Stay updated on upcoming events and much more by registering today.

Stibo Systems Academy

Maximize your investment in Stibo Systems Master Data Management (MDM) by taking Academy courses and completing our certification programs. The MDM Academy provides hands-on training opportunities for both customers and partners, aiming to enhance your understanding of Stibo Systems' MDM solutions. Comprehensive details regarding classes and programs can be found on our website:

<https://www.stibosystems.com/services-support/mdm-academy>.

Installing STEP 2024.3

For SaaS environments, updates can be done in the SaaS Self-Service UI or (if not available) by raising a request with Stibo Systems Support. More information on the update process in the SaaS Self-Service UI can be found in the Upgrade Environment section in the in-built User Guide.

For on-premises customers, the baseline (and additional components) can be installed using these commands:

```
./spot --upgrade=step:2024.3
```

For on-prem systems, the SPOT `--upgrade` command may be used to find compatible components that can be added at the same time as the baseline patch (i.e., `--upgrade=all`). Refer to the SPOT Program topic of the System Administration Guide found in Downloadable Documentation. For assistance, contact Stibo Systems Technical Services.

For customers that have custom add-on components and/or if Stibo Systems Support is deploying your system updates, submit an update request via the Stibo Systems Service Portal.

This document is intended for use by active Stibo Systems Enterprise Platform (STEP) users and partners and describes the above and other new functionality and improvements in greater detail. It does not serve as a replacement for the online help, which includes additional information on previously existing and new system functionality, as well as more detailed explanations and step-by-step instructions for use, when appropriate.

2024.3 Update Guide

Summary

Keeping your current system updated offers numerous benefits:

- **Enhanced Security:** Patches for vulnerabilities reduce risk of emerging security threats.
- **Improved Performance:** Updates boost software stability and efficiency.
- **New Features:** Access to the latest functionalities and improvements.
- **Compatibility:** Ensures smooth integration with other systems and applications.

And, SaaS makes updates easy!

- **Automatic Updates:** Always have the latest features and security enhancements.
- **Cost Efficiency:** Reduces need for extensive on-premises infrastructure and maintenance.
- **Scalability and Flexibility:** Easily adjust resources based on needs to support new business initiatives, opening doors to expanding solution usage, and maximizing business value.

Important: Customer action may be required. Before updating to 2024.3 from an older version, customers should be aware of certain system changes. The list that follows may not be comprehensive; however, along with the full update note-set, it provides a starting point for update evaluation.

For on-prem deployed systems, it is always recommended to use the latest version of SPOT (regardless of the current STEP version in use). If updating via the --upgrade command, using the latest SPOT version is required.

Details

Start Page Resources link updates

The Resources links on each system's Start Page have been updated for clarity and accuracy. The term 'STEP' has been removed where unnecessary, and links have been renamed to more accurately describe their content.

Two notable changes are:

- InDesign Plugins (previously STEP 'n' Design)
- Technical Documentation (previously STEP API Documentation)

Resources

[About STEP](#)

[InDesign Plugins](#)

[Performance Analysis](#)

[STEP Documentation](#)

[STEP Instrument Documentation](#)

[System Administration](#)

[Technical Documentation](#)

[Web UI Component Report](#)

[Workbench Launchers](#)

The functionality and/or information behind the links has not changed.

'Stibo Aspire' gateway integration endpoint renamed

The 'Stibo Aspire' gateway integration endpoint is renamed to 'Match Recommendation Service' in the workbench. No customer action is required. For details, refer to the 2024.3 Update Notes and to the topic Machine Learning Match Recommendations in the Matching, Linking, and Merging documentation.

Fix for missing data container multi-editor headings

In the Web UI Globally Configured Data Container Multi Edit Table View, when data containers are configured to display but the tables are empty, both value and reference headers are now shown to ensure clarity. The 'Show Only Valid Attributes' option, when checked (default), displays only the headers valid for the data container types. When unchecked, all configured headers are shown for a comprehensive view. This improves usability and consistency.

New Change Logs available / Change to Miscellaneous Bugfixes

Change Logs are now available for supported STEP versions, allowing users to easily view a current list of bugfixes and hotfixes that have been committed to or are applicable to each baseline version of STEP. This means that the Miscellaneous Bugfixes update note will no longer include a full list of bugfixes that are applicable to each update. Because Change Logs are updated automatically, information in the logs is updated in real time and is not reliant on manual intervention. This eliminates the chance that a Patch Description from a customer (or other) Stibo Systems Support Portal issue is left out of the logs due to human error. For more information, refer to 'New Change Logs for supported STEP versions' in the Miscellaneous Bugfixes update note.

Support for merging Stibo Systems' new UI for STEP configurations

Users can now import a configuration of Stibo Systems' new UI for STEP (also known as the Instrument UI) into a configuration of another new UI for STEP, all while retaining all existing configurations on the target

system. This feature removes the risk of completely overwriting the target UI when importing a configuration from a source to a target system. Following an import, it is recommended to validate the configurations once and to take necessary actions if required.

It is important to note that this feature is offered only for systems that have been updated to 2024.3.

Some elements of the UI configuration, like tabs and specific views, are subject to replacement upon import, but can be easily managed by the admin user. For more detail on managing UI configurations when importing, refer to the "Configuration management - Import" topic in the Stibo Systems' new UI for STEP documentation.

For more information, refer to the related section the Developments in New UI for STEP release note.

STEPXML schema changes from 2024.2 to 2024.3

There are no changes to report.

Support, platform, and system admin information

Below is a table outlining the end-of-life schedule for the STEP updates shown:

Update	Update Available to Customers	EOL for systems not enrolled in continuous updates	EOL for systems enrolled in continuous updates
10.2	June 8, 2021	May 1, 2024	N/A
10.3	December 8, 2021	November 1, 2024	N/A
11.0	June 8, 2022	June 8, 2025	N/A
11.1	November 30, 2022	November 30, 2025	N/A
11.2	June 7, 2023	March 7, 2026	N/A
2023.3	September 27, 2023	September 30, 2024	N/A
2023.4	December 13, 2023	June 13, 2026	N/A
2024.1	March 27, 2024	March 31, 2025	September 30, 2024
2024.2	June 12, 2024	September 30, 2026	December 31, 2024
2024.3	September 16, 2024	September 30, 2025	March 31, 2025

Refer to the updated STEP Update and End-of-Life Information topic in the System Update and Patch Notes section for more information about quarterly update target dates and support end dates for future updates. Additional Platform and Software Support information can be found in the Platform and Software Support Changes topic in the 2024.3 updates notes.

Customers should update as soon as possible to the latest version of the Stibo Systems Enterprise Platform (STEP). Contact Stibo Systems Support if you have questions and/or to receive help and guidance on how to update to a supported version.

Software errors reported for the versions shown above may be rejected after the listed effective dates. Application support issues in progress for the updates being desupported will be closed on the desupport date. It is not possible to extend the support services for desupported versions.

Deprecated components

Stibo Systems is focused on the most relevant capabilities for our customer base. When a component status changes, it is to simplify the component list, minimize support on components that have an improved substitute, and remove clutter and uncertainty as to which component or components to use. **For users, this means that these components will later be withdrawn and removed.**

All of the items listed below have previously been deprecated, and we will soon be taking the next lifecycle step and remove the functionality. Prior to removal, we wanted to provide an additional notification that removal will occur in the next release or near future, so this is the final notification to transition away from the following functionality:

- **Acrolinx Integration (Acrolinx Sidebar)**
- **Data Catalog Connector (Wiki Metadata)**
- **Asset Analyzer (Google Vision API):** Alternatives include Azure OpenAI Integration and Azure Vision Integration. For more information, refer to the Azure OpenAI Integration and Azure Vision Integration topics in the Artificial Intelligence documentation as well as the New AI-Enhanced Functionality update note.
- **Image Deduplication**

Other component notifications

- **Dashboard Screen:** Customers using the Web UI Dashboard screen in older versions of STEP should transition to using Data Profile widgets to display profiled data in Web UI. The Dashboard screen does not display profiled data as expected in newer versions, and the screen will be removed in an upcoming update. For more information, refer to the Data Profile Widgets in Web UI topic in the Web User Interfaces documentation.
- **Business Rules:** Business rules will be prevented from accessing the file system (i.e., opening files from Business Rules will be disabled) in a future update. While the exact timing of this update is not yet determined, users should review existing business rules that directly access the file system and plan alternate solutions.

Online help / documentation changes

With every update, documentation updates occur. In addition to online help that is updated as part of the projects listed in this update note set, users should be aware of the following documentation updates when updating to 2024.3:

- Documentation has been updated to reflect the Resource links name changes as described in the [Start Page Resources link updates](#) note.
- The PDX Status Data Container Configuration topic has been updated to describe how the PDX Status Data Container accurately displays which channels a given product does or does not reside in following the invocation of an inbound integration endpoint (IIEP). This update brings documentation into alignment with STEP functionality introduced with the 2024.1 update.
- The Export Manager - Select Configuration topic has been updated to reflect the Conflicting Product Selections dialog options that were introduced in 2024.1. The option descriptions were expanded to eliminate user confusion.
- Workbench images in documentation are being updated to show the restyled UI (from the 2024.1 update). This is an ongoing project that will continue over the next several updates.
- The STEP Update and End-of-Life Information has been updated to include 2024.3 information.
- Videos for 2024.3 have been incorporated into the update notes and, if applicable, online help. If these videos, or any other videos in the documentation, do not play as expected, they are also accessible within the Communities. Most videos are also available in the Stibo Systems Service Portal.

New AI-Enhanced Functionality

Summary

The following AI-assisted and AI-generative features are now available in the STEP UIs:

- **Azure OpenAI integration** enables users to generate content, such as descriptions, and translate product descriptions.
- **Azure Vision integration** enables users to extract detailed information from images.

Details

New Azure OpenAI integration

Azure OpenAI is now integrated with STEP, enabling organizations to stay current with AI technology which opens countless possibilities. With this integration, a start-up package has been created that provides examples of how this integration could be used to optimize business processes, such as the creation of generative AI-powered product descriptions, or the ability to utilize automated translations. The starter package is intended to be used as a catalyst to help customers curate the Azure OpenAI integration to their specific needs. This integration enables organizations to work more efficiently, broaden their delivery base, and improve market responsiveness.

The use of Azure OpenAI integration requires customers to independently obtain an API key through Azure. Additionally, Azure OpenAI functionality must be enabled for your system. Contact your account manager or partner manager to begin this process.

For more information on Azure OpenAI, refer to the Azure OpenAI Integration topic in the Artificial Intelligence documentation.

New Azure Vision integration

It is now possible to use Azure Vision integration to extract detailed information from images, including keywords, captions, and text identification. Users are able to utilize this image metadata to optimize search engine results, identify similar products based on linked images, enrich product descriptions and attributions based on image content, and provide richer product information to customers.

The use of Azure Vision integration requires customers to independently obtain an API key through Azure. Additionally, Azure Vision functionality must be enabled for your system. Contact your account manager or partner manager to begin this process.

For more information on Azure Vision, refer to the Azure Vision Integration topic in the Artificial Intelligence documentation. Customers currently using the deprecated Asset Analyzer should transition to the Azure Vision integration as a replacement.

Developments in New UI for STEP

Summary

As part of our ongoing commitment to deliver a simplified user experience in our interfaces, Stibo Systems continues to enhance and extend the functionality of our UIs by adding new capabilities to Stibo Systems' new UI for STEP—expanding efficiency and applicability.

This update introduces highly anticipated AI-assisted and AI-generative features in the STEP UIs: AI-generated product descriptions, AI-assisted image discovery, and AI-assisted translation capabilities. Details are available in the [New AI-Enhanced Functionality update note](#).

Additional new features for 2024.3 designed to improve the experience and capabilities of Stibo Systems' new UI for STEP include:

- **New 'Focus view'** for referenced objects, including enhanced navigation between referenced objects
- **Mass upload of assets** with a new global asset import feature
- **Enhanced configuration management support** when importing an Instrument configuration from a source system into a target system
- **Automatic update** of calculated attributes on the Details Page without requiring a manual refresh or visible loaders
- **Single data containers** now appear in a vertical format

Details

New Focus View enables quick navigation to target and source references

When viewing referenced objects on a reference tab page, users can now navigate directly to a 'Focus view' that enables users to make edits directly on the referenced object. Previously, users could view which objects were referenced on a reference tab page but would have to manually locate and navigate to the reference to make edits. Now, users can take advantage of this more streamlined navigation to edit referenced object data organically, speeding enrichment and empowering data stewards to maintain their product data with ease.

Focus view English US | Main

Business action

You are here: 20714 / 1112121-1

Primary Product Hierarchy / Products / Apparel / Head Wear / Hats and Caps / Hats and Caps Sales Items

1112121-1
Revision: 0.33 | Last edited by: User B, now | Partially approved

Completeness

Completeness ... 34%

Migrated Comp... 38%

Sufficiency scores

No sufficiency scores to display.

Click calculate scores to calculate any available scores.

[Calculate scores](#)

9% COMPLETE

Attributes | References | Assets

Brand Name

Brand Name

Color

Color [+ Add new](#)

Long Item Description

Long Item Description

Additionally, users can navigate through a series of referenced objects via a breadcrumb feature that displays above the object data. With a single click, users can jump to any of the objects they have viewed in the Focus view session.

Import assets button for independent asset uploads

The Stibo Systems' new UI for STEP features a new 'Import assets' button that displays on the Work areas screen. This feature allows for seamless asset imports independent of any specific perspective or product.

Work areas English (United States) | Search

Welcome

+ + +

Add work area **Import assets** View mode

Name of Perspective	Last Edited	Owner
External Product Hierarchy	4 weeks	Me
Internal Product Hierarchy	4 weeks	Me
Packaging	4 weeks	Me
Web Sites	4 weeks	Me
Assets	4 weeks	Me
Suppliers	4 weeks	Me
Configuration	4 weeks	Me

Navigation and Settings

Navigate the hierarchy folder structures for products, websites, digital assets, and suppliers. This particular work area is for Super Users and Data Governance users only, therefore it also contains an additional perspective for Configuration settings.

Previously, assets could only be uploaded in the context of a specific object. Now, data stewards and product managers can mass upload assets that can then be processed (named and linked to relevant items) as best suits their work process.

Enhanced configuration management capabilities for Stibo Systems' new UI for STEP

Stibo Systems' new UI for STEP, also known as the Instrument UI, now provides the ability to import UI configurations housed in different server environments (i.e., development, testing, acceptance, and production), into a target system, while retaining all existing configurations in the target UI. One of the advantages of this is that admins can now import, for example, pre-built Accelerator for Retail or Sustainability configurations into an existing UI configuration without the risk of overwriting existing work areas and perspectives on the target system. For example, if an Accelerator for Retail configuration housed on a pre-production system is imported into a Sustainability configuration housed on a production environment, the work areas from both systems will be retained and accessible to those that require access. This greatly expands the ease with which users can adopt pre-configured solutions while retaining manually configured configurations.

Additionally, any issues that may arise from an import of configurations from a source system to a target system will be listed in the execution report. This information enables admins to address import issues quickly. To obtain the full capabilities of this feature, users must update to 2024.3.

It should be noted that some elements of the UI configuration, like tabs and specific views, are subject to replacement upon import, but can be easily managed by the admin user. For more detail on managing UI configurations when importing, refer to the "DTAP support for import" topic in the Stibo Systems' new UI for STEP documentation.

Automatic update of calculated attributes implemented


The system now automatically updates calculated attributes on the details page whenever a user changes a related value. This improvement eliminates the need to manually refresh the page to view updated values. The solution re-mounts the entire component when data changes, ensuring that users always view the most current calculations without requiring a visible loader. This enhancement improves usability and accuracy for users interacting with calculated attributes.

New format for single data containers

Single data containers now appear in a vertical format. This makes them more accessible, and easier for users to interact with and view.

References Assets **Data Container**

Entity Data Container Types

Main Address 1 

City	Bowling Green
Country	US
State	KY
Street	101 Main St
Zip	42101

[Delete](#)

For more information on these features, review the 'New features and fixes' section of the documentation for Stibo Systems' new UI for STEP. This documentation is available from your Start Page Resources links (STEP Instrument Documentation) and also from within the Stibo Systems Service Portal.

Customer, Supplier, and Location MDM Enhancements

Summary

The following enhancements to Customer, Supplier, and Location MDM functionality have been made as part of the 2024.3 update. These changes are outlined below and described in the Details section that follows:

- The Machine Learning Matcher now supports information about **version compatibility** to help users select a matcher version that is compatible with the current STEP version they are using.
- The 'Stibo Aspire' gateway integration endpoint is renamed to 'Match Recommendation Service' to reflect that we are phasing out the Aspire name.

Details

Machine Learning Matcher now supports version compatibility information

The configuration dialog of the pretrained Machine Learning Matcher now includes information about matcher versions that are incompatible with the current STEP version.

If the user selects a version that is incompatible with the current STEP release, the version will be marked as incompatible, and the user will receive a warning message about the incompatibility. Further details will be included in the Release Notes for the matcher.

Having access to this information assists user in selecting appropriate matcher versions to avoid potential compatibility issues. Additionally, it informs users about new accessible versions, helping them consider updating their system.

For more information, refer to the topic *Matcher: Machine Learning Matcher* in the *Matching, Linking, and Merging* documentation.

'Stibo Aspire' gateway integration endpoint renamed

The 'Stibo Aspire' gateway integration endpoint is renamed to 'Match Recommendation Service' in the workbench.

This gateway component is used with the Match Recommendation with Machine Learning feature to connect to microservices hosted on Stibo Systems' SaaS platform.

The name change aligns with our future direction, phasing out the Aspire name. The change does not affect the server URL and the client ID parameters, and no action is required from users.

For detailed information, refer to the topic *Machine Learning Match Recommendations* in the *Matching, Linking, and Merging* documentation.

Data Exchange Enhancements and Changes

Summary

The following enhancement to STEP's data exchange functionality have been made as part of the 2024.3 update.

- An optimization to hotfolder performance has been made, which should reduce the overhead of accessing and sorting files in a hotfolder.

These enhancements are also part of the update and are described further in the Details section that follows:

- The new and improved **SFTP delivery method**, available for OIEPs and Export Manager, expands the type of cryptographic keys allowed and includes a connection timeout. The original SFTP delivery method, renamed as 'SFTP (Deprecated)', remains unchanged in this update.
- New Stibo Systems guidelines simplify **SAP integration** by providing step-by-step instructions to reduce complexities and accelerate integrations with SAP and migrations from SAP R3/ECC to S/4HANA.
- A new **REST Direct receiver** for IIEP configurations is available, which returns the ID of the import process so that progress may be tracked by the user.
- **Enhanced error logging** in STEP now allows the optional inclusion of detailed HTTP error responses from OIEPs, enabling faster root cause identification.
- **AutoCare PIES Importer** is enhanced to include product-controller referencing for improved data tracking.

Details

Improved SFTP delivery method

For outbound integration endpoints (OIEPs) and Export Manager, the new and improved SFTP delivery method allows the use of ED25519, ECDSA, RSA-SHA2-256, and RSA-SHA2-512 cryptographic keys. Also, both an OIEP and Export Manager using the new SFTP delivery method now include an automatic connection timeout that cancels the delivery attempt if processing is halted for more than 30 seconds. Proxy server functionality is not supported. For an OIEP, the timeout sets the process to a 'Failed' stated to alert the user that attention is needed to resume processing.

With these changes, the original SFTP delivery method is now renamed to 'SFTP (Deprecated)', but the functionality is unchanged. When using the deprecated delivery method, only RSA encryption is allowed, and there is no connection timeout. Without a timeout, a process that is halted goes to a 'Disabled' status. No change is required by customers who already use the 'SFTP (Deprecated)' delivery method. However, it is recommended to use the new SFTP delivery method to take advantage of the increased functionality.

For more information, refer to the Export Manager SFTP Delivery Method topic and the OIEP SFTP Delivery Method topic, both in the Data Exchange documentation.

New Product MDM SAP integration guidelines available

Customers now have access to comprehensive SAP integration guidelines for Product MDM that explain how STEP can reduce the complexities of SAP integration and accelerate migrations from R3/ECC to S/4HANA.

Integrating with SAP is often complex and time-consuming, posing challenges for customers seeking a seamless integration. The new step-by-step guidelines simplify the integration process by outlining recommended implementation approaches (along with their limitations) for the most common use cases and addressing associated challenges. The guidelines ensure simple, effective, and efficient implementations that meet market demands.

To access the guidelines, refer to the Accelerating SAP R3/ECC to S/4HANA Migrations and Reducing End-to-End Complexities topic in the Product MDM Solution Enablement documentation.

New REST Direct Receiver

A new Inbound Integration Endpoint (IIEP) Receiver called REST Direct is now available, offering users an easier method of importing files via REST calls. Unlike the existing REST Receiver, which requires that the files be uploaded to a hotfolder before import, the REST Direct receiver sends a REST call that immediately generates a new import process. As soon as the REST call is made, a background process ID is provided so that users can check on the progress of the import.

Previously, when working with REST Receiver, there was no way to identify the relevant background process as no ID was provided.

For more information, refer to the REST Direct Receiver topic in the Data Exchange documentation.

Improved error logging when HTTP errors occur in OIEPs using REST

When integrating with third-party systems using an outbound integration endpoint (OIEP) and the REST delivery method, the OIEP may respond with HTTP errors, where the error details are in the HTTP response body. To facilitate quick identification of the root cause of the error, it is now possible to include the HTTP response body in the BGP execution report in STEP.

Since some integrations may contain customer-sensitive information in the response body, the inclusion of the HTTP response body on error is an optional setting when configuring the REST and REST Direct delivery methods.

For more information, refer to the topics REST Delivery Method and REST Direct Delivery Method in the Outbound Integration Endpoints section of the Data Exchange documentation.

AutoCare PIES Importer now includes product-controller referencing

The PIES Importer can now be configured to create references between imported products and their corresponding import controllers. Users have to configure the import flow framework to establish multiple references, allowing each product to link with its associated controllers. This enhancement improves tracking

and feedback on imported products, offering better statistical insights and streamlined data merging. This becomes more valuable for managing data within the golden record system. The system fully supports multiple controller references for each product.

For more information, refer to the Conversion State topic in the Solution Enablement: Product MDM for Automotive documentation.

General Enhancements and Changes

Summary

The following enhancements and changes have been made as part of the 2024.3 update:

- The SaaS Self-Service UI now includes a Calendar tab in the left navigation panel, providing update preview periods, general availability dates, and planned maintenance schedules.
- For In-Memory systems, performance is optimized on Advanced Search in workbench when using the 'Search from List' option.
- STEP now supports Cassandra database version 4.1.5.
- Resiliency is improved for record locking.
- The DaaS (Data as a Service) event processor and gateway integration endpoint (GIEP) now use connection pooling, significantly improving publishing performance when large volumes of changes are published from STEP to DaaS.

These enhancements and changes have been made as part of the 2024.3 update and are described in the Details section that follows:

- The data validity business logic now encompasses the [Globally Configured Multi Edit Data Container](#).
- [Elasticsearch solution improvements](#) include:
 - For SaaS customers, the initial configuration of Elasticsearch will start up the Elasticsearch server.
 - Elasticsearch reindexing will no longer be handled by the Elasticsearch event processor. Additionally, there is now only one index created per Elasticsearch configuration.
- Workbench now includes a visual indicator for the system in use, such as development, testing, acceptance, or production. This allows users to easily identify that they are working in the intended environment. Other [workbench usability improvements](#) include larger text size, better contrast, new buttons for the navigation bar, new icons for approved status, and highlighting when the Approved Workspace is selected.
- The internal [JavaScript editor](#) can now be opened directly from the Business Rule / Business Function tab, saving the user multiple clicks. Additionally, JavaScript operations can now be opened in Visual Studio Code via a new 'Edit Externally' action. With Visual Studio Code, developers can take advantage of code auto-completion and embedded documentation to streamline the experience.
- New methods have been added to the JavaScript API, enabling users to automate the creation and maintenance of [Change Packages](#), and retrieve localized messages from a [business condition](#).
- Functionality is extended in the [GraphQL API](#) to search for objects by reference data, convert tags and locales in returned data, and access all objects in a collection.

- The **Alternate Node Appearance** component for the Global Navigation panel in the Web UI has been expanded to allow for multiple visual indicators of varying types.
- The **Application Manager Screen** is enhanced with a new action button, Vehicle Type icons, and improved Value Editor dialog.
- Changes have been made to the workbench InDesign queues so that it is now possible to **remove a queued job**.
- Performance has been improved while **deleting attributes via STEPXML** for both Cassandra and Oracle databases. Also, the Execution Log now indicates when the deletion process starts and stops for each attribute.

Details

Conditional Data Validity for Globally Configured Multi Edit Data Container

With this update, the data validity features are expanded to include the Globally Configured Multi Edit Data Container. Users can now designate entire columns or individual cells within the table of the data container as conditionally read-only, mandatory, or hidden. Additionally, the Data Issues Report bind allows for the display of customized warning and error messages related to the affected columns or cells in the data container.

This initiative addresses challenges faced by business users, such as dealing with missing or irrelevant data, or unintentional modifications to read-only data, thereby reducing data entry errors and facilitating fast onboarding and data enrichment processes.

For more information, refer to the Data Validation in Web UI topic in the Web User Interfaces documentation and the Data Validation Binds topic in the Resource Materials online help documentation.

Elasticsearch solution improvements

For SaaS customers, configuring Elasticsearch for the first time will prompt the initial connection between the STEP system and the Elasticsearch server. After the initial configuration, a dialog will appear noting the start of the server. The user will wait about 5 minutes and then should be successful for the next attempt to reindex.

For detailed information, refer to the topic Creating and Maintaining an Elasticsearch Configuration in the System Setup documentation.

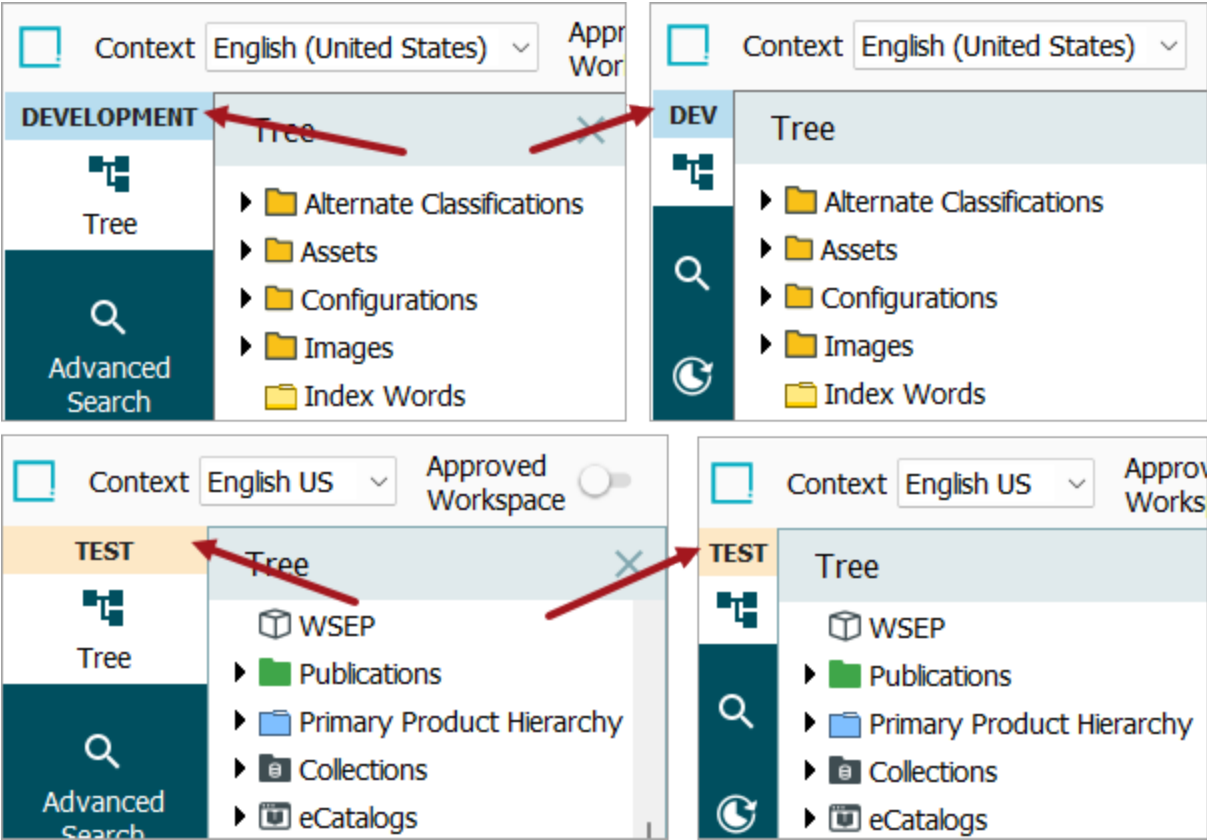
The Elasticsearch reindexing process will no longer be handled by the Elasticsearch event processor. The Elasticsearch event processor will only handle incremental updates. With this change, it is no longer possible for an Elasticsearch event processor to publish data to Elasticsearch until its Elasticsearch configuration has been initialized by running Reindex. This change allows for the data to be incrementally updated in the Elasticsearch index during reindexing, reindexing to be canceled without any events lost and no longer requires a cleanup of event queues in the event of canceling reindexing. Additionally, the change makes it easier for STEP administrators to follow the progress of indexing.

The Elasticsearch configuration will no longer create multiple indices when initiating a 'reindex' event, but will now only create one index. Not only will this improve efficiency, it will also allow for scaling opportunities. Users will see a decrease in entries in the 'Index Management' tab for the Elasticsearch configuration. Note, the Index Management tab is only available for non-SaaS environments.

For detailed information on these improvements made to the Faceted Search reindexing, refer to the topic Elasticsearch Index Publishing in the System Setup documentation.

Workbench usability improvements

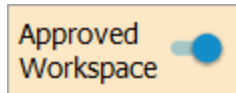
In the workbench, at the top of the left navigation panel, a new badge is displayed to identify the workbench environment being used. The available environment badges include acceptance, development, permanent sandbox, preproduction, production, retired, sandbox, test, or training. Each environment type indicator has its own color and is displayed when the navigation panel is expanded (with icons and text) and when collapsed (only icons).



Usability is also improved for the workbench as follows:

- The default workbench font size has been increased for better readability.
- Contrast is improved in the object editor for table header rows, table column label cells, and read-only value cells.

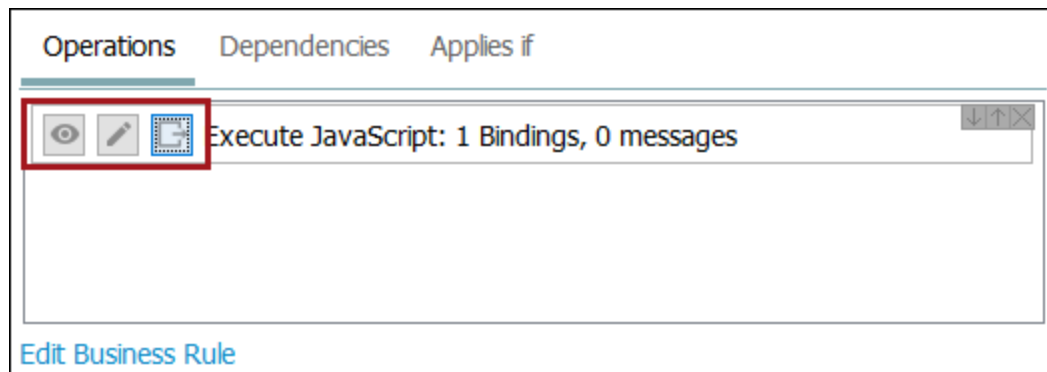
- The new collapse bar button (≡) removes the text from the left navigation bar which increases the size of the object editor; the expand bar button (▶) restores text to the options.
- New icons now indicate 'Last Approved' (🔄) and 'Partially Approved' (🟡) status on the Approved parameter on workspace revisable objects. For more information, refer to the Approved Symbols and Messages topic in the Getting Started documentation.
- Selecting the Approved Workspace mode adds a new background color for the toggle to make the selection more obvious.



For more information, refer to the STEP Workbench UI topic in the Getting Started documentation

Improved interface for editing JavaScript business rules

The 'Edit Operation' action has been added to the Business Rule / Business Function tab alongside the existing 'View' action, allowing users easier access to the internal editor. Additionally, a new 'Edit Externally' action has been added that opens a JavaScript operation in an external editor such as Visual Studio Code.



Editing operations in Visual Studio Code provides additional benefits, such as code auto-completion and embedded documentation. Code auto-completion reduces the need to manually reference API documentation by suggesting method names as the user writes code. Embedded documentation ensures the user understands the purpose of each method and can include parameter information, return types, and possibly usage examples.

```

JS SD_BA_CreateCP6559595039518683883.js X
C: > Users > > AppData > Local > Temp > JSEditFolder10077711967158688495 > JS SD_BA_CreateCP6559595039518683883.js > attGroup
1
2
3 var attGroup = manager.getAttributeGroupHome().getAttributeGro
4
5
6
7
8
9
10
11
12
13
14

```

getAttributeGroupByID
getAttributeGroupHome

(method) AttributeGroupHome.getAttribut
eGroupByID(id: JavaLangString): Attribu
teGroup

Returns the AttributeGroup object corresponding
to the external id passed in

@param id — external id of the attributeGroup
object e.g. the name of the attribute defintion

@returns — AttributeGroup

These actions appear for all business rule types, including business conditions, business functions, business actions, and business libraries. However, the 'Edit Externally' action only appears for JavaScript operations.

Previously, the 'Edit Operation' action could only be accessed via the Business Rule / Business Function Editor. Additionally, JavaScript operations no longer display code in the operations list, and now only display the number of bindings and messages instead.

For more information about these actions, refer to the Editing a Business Rule or Function and Editing a Business Library topics in the Business Rules documentation.

For more information about editing JavaScript operations externally, refer to the Editing a JavaScript Business Rule Externally topic in the Business Rules documentation.

JavaScript support for scripting Change Package automation

STEP developers can now use JavaScript to automate Change Package creation and maintenance. Newly available coding methods include:

- Create new Change Package and set its name

```

var cpHome = manager.getHome(com.stibo.core.domain.changepackage.ChangePackageHome)
var myCP = cpHome.createChangePackage(parentID, cpID)
myCP.setName("My Change Package")

```

- Add items (single item or as a hierarchy) to Change Package with default parameters

```

var node = manager.getNodeFromURL
("step://OutBoundIntegrationEndpoint?editor=OutboundIntegrationEndpointConfiguration
&contextid=Context1&id=myOIEPID&workspaceid=Main")

var attGroup = manager.getAttributeGroupHome().getAttributeGroupByID
("myAttributeGroupID")

cpHome = manager.getHome(com.stibo.core.domain.changepackage.ChangePackageHome)

myCP = cpHome.getChangePackageByID(cpID)

myCP.addItem(node)

```

```
myCP.addHierarchy(attGroup)
```

- Seal Change Package

```
myCP.startSealInBackground("Sealing Comment")
```

- Get all items in a Change Package (returns STEP URLs)

```
allItems = newPck.getPrimaryItems()
```

- Remove items from Change Package (based on STEP URL)

```
myCP.removeItem(toRemove)
```

- Reopen Change Package

```
myCP.reOpen()
```

For more information, refer to the options in the Extension API section of the Technical Documentation accessible at [system]/sdk or from the system Start Page.

JavaScript support for retrieving localized messages from Business Conditions

STEP developers can now access the localized messages of a Business Condition from a separate Business Action or Condition. Newly available coding methods include:

- Obtain a simple Localizer instantiated with a specific locale from factory

```
var myLocale = manager.getCurrentContext().getLocale()
```

```
var myLocalizer = new
```

```
com.stibo.framework.localization.simple.SimpleLocalizerFactory().getLocalizer(myLocale)
```

- Obtain the localized message by passing the BusinessConditionResult to Localizer

```
var bcResult = myCondition.evaluate(node)
```

```
myLocalizer.localize(bcResult.getLocalizableMessages())
```

For more information, refer to the options in the Extension API section of the Technical Documentation accessible at [system]/sdk or from the system Start Page.

Updates to GraphQL API

The GraphQL API has been improved with the following updates:

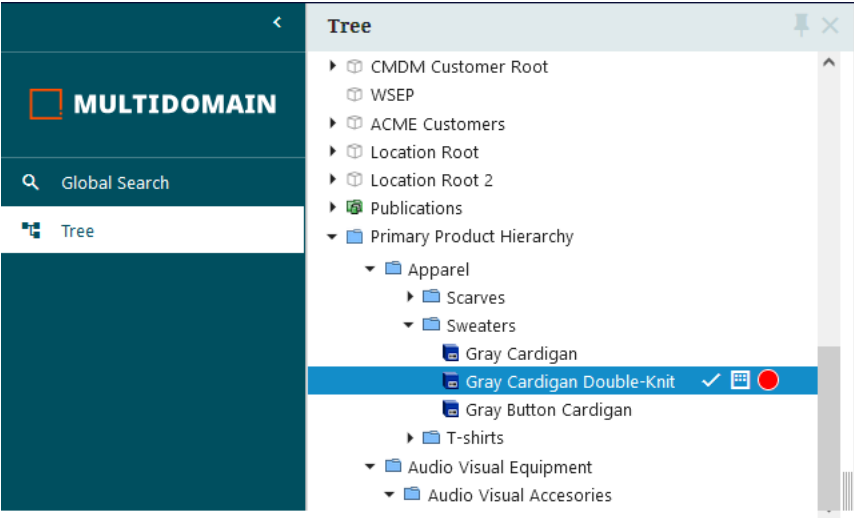
- Reference data - Search is available for objects by local reference data on an asset, classification, entity, and product. Inherited references are not available for these filtering options.

- For outgoing references, filtering options include the presence of a reference, a reference with a specific metadata value, or a specific value on the referenced object.
- For incoming references (Referenced By), filtering options include a specific reference type: isReferenced(reftype), a specific value on the reference, a specific value on the source object, or a combination of both (a specific value on the source object and also a specific value on the reference).
- Tags and locales - Values can now be returned with format and locale conversion applied. These are the same conversions that are available in the Export Manager - Advanced step. Tags are case sensitive and invalid tag conversion results in conversion to an empty string.
- Collection objects - The GraphQL StepNode implementation list is extended to successfully return objects that were previously unavailable. Any object that can be included in a collection will now return at least the ID, name, and _typename, provided the user has the necessary access privileges and the object is available in the workspace.

Details on the GraphQL API functionality are included in the Technical Documentation, accessible at [system]/sdk or from the system Start Page, using the link in the GraphQL API section.

Expansion of Alternate Node Appearance component

The configurability of the Alternate Node Appearance component has been expanded to allow up to three multiple visual indicators, either colored dots and / or icons, to display beside a node title. Previously, only one Alternate Node Appearance component could be configured per Web UI, which limited the utility of the function to a single attribute. Now, users can configure their Web UIs to indicate, at a glance, the status of nodes in a hierarchy, a search, or Node Picker.



For more information on the Alternate Node Appearance component, refer to the Tree Navigator Component for Global Navigation Panel topic in the Web User Interfaces documentation.

Application Manager Screen enhancements

The following enhancements have been made to the Application Manager Screen:

- New 'Approve Application Action' button:** A new action button has been added to the toolbar, enabling users to approve selected application records directly from the Application Manager Screen. This button also includes feature to handle invalid application records effectively.

For more information, refer to the Results Table and Toolbar topic in the Solution Enablement: Product MDM for Automotive documentation.

- New Vehicle Type icons:** Two new icons, 'Chassis' and 'Body Works,' have been added to the Vehicle Type Search Panel, providing more detailed search options.

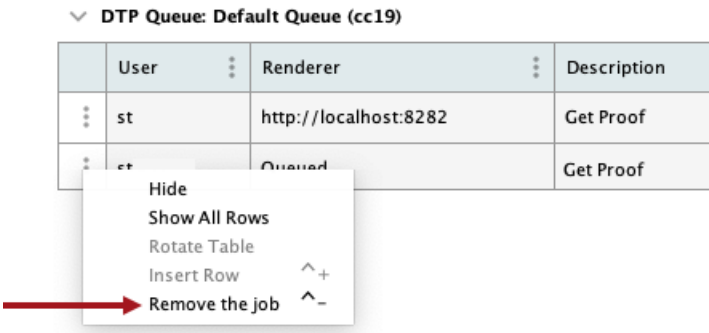
For more information, refer to the Intelligent Search Interface topic in the Solution Enablement: Product MDM for Automotive documentation.

- Updated Value Editor dialog:** The Value Editor dialog in the Application Condition Table header now includes a toggle switch, 'Show empty non-mandatory values.' This allows users to choose whether to display or hide empty attributes, improving data visibility and management.

For more information, refer to the Application Condition Header Components topic in the Solution Enablement: Product MDM for Automotive documentation.

New option to remove jobs from workbench InDesign queues

Within System Setup > InDesign Queues, Print Publisher users can see InDesign jobs. If a job is not being processed, then it is now possible to remove it from the queue as needed.



Information about InDesign Queues can be found in the Publisher (Adobe InDesign Integration) documentation.

Performance improvement for attribute deletions

Deleting attributes that are no longer relevant is now more efficient via the import process using a STEPXML file and the <DeleteAttributes> tag with the 'Force="true"' XML attribute. This functionality is particularly useful when updating industry standards such as ETIM or ECLASS which can involve deleting an excessive number of obsolete attributes along with their current and historic values. Additionally, the delete progress for attributes is now recorded in the Execution Log, including the start time and the end time of the process for each attribute.

For more information, refer to the Delete Objects in STEPXML topic in the Data Exchange documentation.

Platform and Software Support Changes

This section lists current and future planned changes to platform and software support. The complete list of platform and software support is available in the 2024.3 Platform and Software Support section of the System Update and Patch Notes documentation within online help.

The changes in platform and software support from version 2024.2 to 2024.3 are listed below. **Customer action may be required.** Users should also read the 2024.3 Update Guide along with this topic prior to updating.

Current Updates

Support has been added for:

- macOS 15 (Sequoia) for Mac clients

Support has ended for:

- Red Hat Enterprise Linux and Oracle Linux 7.9 (ended on June 30, 2024)

Deprecated functionality

Refer to the 2024.3 Update Guide for more information, including alternatives (if available):

- **Acrolinx Integration (Acrolinx Sidebar)**
- **Data Catalog Connector (Wiki Metadata)**
- **Asset Analyzer (Google Vision API)**
- **Image Deduplication**

Future Updates and End-of-Life (EOL) Notifications

The support for the items below will begin / end as indicated.

- macOS 12 (Monterey) support ends with the STEP 2024.4 update.
- Business rules will be prevented from accessing the file system (i.e., opening files from Business Rules will be disabled) in a future update. While the exact timing of this update is not yet determined, users should review existing business rules that directly access the file system and plan alternate solutions.

Baseline EOL

Below is a table outlining the end-of-life schedule for the STEP updates shown:

Update	Update Available to Customers	EOL for systems not enrolled in continuous updates	EOL for systems enrolled in continuous updates
10.3	December 8, 2021	November 1, 2024	N/A
11.0	June 8, 2022	June 8, 2025	N/A
11.1	November 30, 2022	November 30, 2025	N/A
11.2	June 7, 2023	March 7, 2026	N/A
2023.3	September 27, 2023	September 30, 2024	N/A
2023.4	December 13, 2023	June 13, 2026	N/A
2024.1	March 27, 2024	March 31, 2025	September 30, 2024
2024.2	June 12, 2024	September 30, 2026	December 31, 2024
2024.3	September 16, 2024	September 30, 2025	March 31, 2025

Refer to the updated STEP Update and End-of-Life Information topic for more information about quarterly updates and support end dates.

Customers should update as soon as possible to the latest version of the Stibo Systems Enterprise Platform (STEP). Contact Stibo Systems Support if you have questions and/or to receive help and guidance on how to update to a supported version.

Software errors reported for the versions shown above may be rejected after the listed effective dates. Application support issues in progress for the updates being desupported will be closed on the desupport date. It is not possible to extend the support services for desupported versions.

Miscellaneous Bugfixes

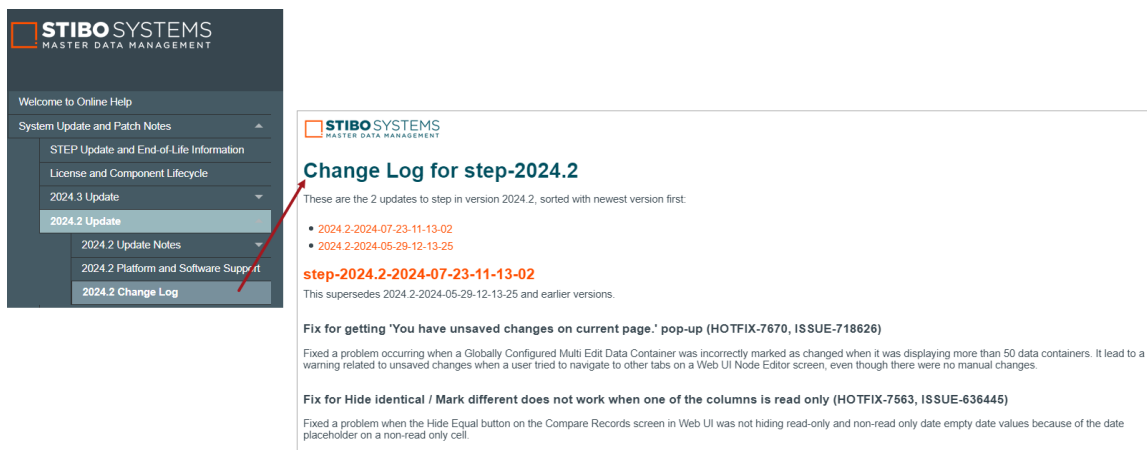


NEW INFORMATION

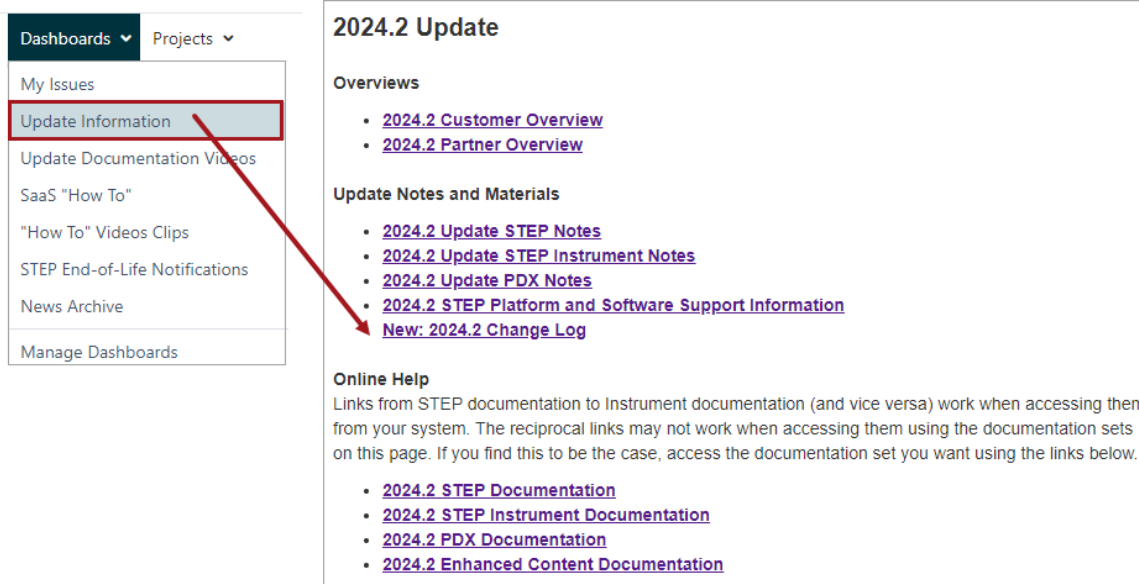
New Change Logs for supported STEP versions

Change Logs are now available, allowing users to easily view a current list of bugfixes and hotfixes that have been committed to or are applicable to each released baseline version of STEP. Change Logs are updated automatically, which means the information in the logs is updated in real time and not reliant on manual intervention to be added to the log. The Change Log for 2024.2 is highlighted in the examples below.

SaaS users will be able to access these Change Logs via the STEP Documentation.



All other users can access the Change Logs directly from the Stibo Systems Service Portal. To view the logs, log in and go to the 'Update Information' dashboard. The Change Log is linked under each update version (for all supported versions of STEP).



2024.2 Update

Overviews

- [2024.2 Customer Overview](#)
- [2024.2 Partner Overview](#)

Update Notes and Materials

- [2024.2 Update STEP Notes](#)
- [2024.2 Update STEP Instrument Notes](#)
- [2024.2 Update PDX Notes](#)
- [2024.2 STEP Platform and Software Support Information](#)
- New:** [2024.2 Change Log](#)

Online Help

Links from STEP documentation to Instrument documentation (and vice versa) work when accessing them from your system. The reciprocal links may not work when accessing them using the documentation sets on this page. If you find this to be the case, access the documentation set you want using the links below.

- [2024.2 STEP Documentation](#)
- [2024.2 STEP Instrument Documentation](#)
- [2024.2 PDX Documentation](#)
- [2024.2 Enhanced Content Documentation](#)

Note: Customers may want to search Stibo Systems Service Portal for their Issue Numbers (if shown). To do so, while in the Stibo Systems Service Portal, navigate to Issues (in the header bar) and then select 'Search for Issues.' Click on the 'Advanced' option on the filtering bar, and then type in 'issue=' and the issue number. Press Enter or click the magnifying glass icon to run the query. **Users can only view Stibo Systems Service Portal issues for issue Log numbers that they have privileges to access. If the issue is not applicable to the user searching, then a 'No issues were found to match your search' message displays.**

COMPONENT AND OTHER FIXES

This list covers bugfixes that were made outside of regular projects / customer issues and components that were updated after 2024.2 was originally made available and prior to or with the 2024.3 update:

■ **Events for event queues are now triggered for attributes present in triggering attribute groups the user does not have access to**

Previously, when a user updated values to externally maintained attributes in attribute groups that they were not privileged to view, they would not trigger events on event queues (Event Processors and Outbound Integration Endpoints). This has been fixed and these attributes now trigger events, when appropriate.

■ **The Globally Configured Reference component now displays Data Issues**

The Globally Configured Reference component now correctly displays Data Issues. This allows showing error and warning messages when rendered on a Node Details screen.

■ **LOV Cross-Validation now works correctly for the Globally Configured Multi Edit Data Container**

The LOV Cross-Validation business condition now works correctly for the Globally Configured Multi Edit Data Container component. Previously, the 'Dependent attribute' LOV was not updated when the 'Defining attribute' LOV was updated. Now, the validation is updated dynamically as expected, allowing the user to limit the LOV values available for selection in the create dialog of the data container.

■ **Fix for collection refresh out of work-area memory exception**

Data container searches with both value and instance count conditions could cause a `WorkAreaMemoryException: Out of work-area memory`. This has been fixed. (component: `inmemory`)

■ **Fix for asynchronous job process finished after importing only one from many languages**

Background process now waits for missing translation files. It stays in suspended state until all pending translations are provided. (component: `file-exchange-translation`)

■ **Fix for Cassandra import takes too long**

Previously, it was not possible to get profiling information about what was going on when migrating data into Cassandra. Also, more information will be logged. (component: `inmemory`)

■ **Fix for work area configs missing - NullPointerException**

In Instrument it was not possible to view work areas and perspectives if one of the underlying STEP objects that contained the data was removed. (component: `centralized-configuration`)

■ **Fix for DefaultExternalDAM plugin available in workbench**

When the license `X.DemoUpCliplister` is present, a Default External DAM pre-processor was available in the configuration of IIEP. Since this is internal for testing purposes, it has been removed to not confuse the administrator with this undocumented pre-processor. (component: `external-dam-adapter`)

■ **RCA fix: Repeated occurrence of prod outages**

Fixed Elasticsearch connection / thread leak. (component: `elasticsearch-integration`)

■ **Fix for Elasticsearch Event Processor generating java.lang.NullPointerException**

After the fix, asset push events will not cause a `NullPointerException` for the Elasticsearch Event Processor. (component: `elasticsearch-integration`)

■ **Fix for the same number being generated from Sequence Value Generator**

When two business rules running at the same time asked for a number from the same Sequence Value Generator, they would both receive the same number. This has been fixed. (component: value-generator)

■ **Fix for STEP still unable to ingest completed translation jobs even after applying HOTFIX-7130**

Fixing issue when async task is trying to download a file that is not ready for download. Now, async task is waiting for every file in the translation project to be ready for download before it proceeds. (component: sdl)

■ **Fix for Elasticsearch index run keeps on crashing with Java.lang.NullPointerException**

After the fix, deleting a large number of indices at once after the reindexing is completed will not cause errors. (component: elasticsearch-integration)

■ **Fix for request to set shared config entries on preprod and prod**

Added documentation for config properties defined in the PIM for Retail component. (component: pim-for-retail)

■ **Fix for post prod upgrade to 2023.4-mp1 – Issue displaying special characters in Web UI**

Fixed displaying '<' & '>' characters on the Sufficiency Card. Now, they are properly escaped as <lt/> or <gt/> STEP tags when read from the database.

■ **Fix to allow case-insensitive values for AC_PIES_EXPIPRC**

Updated the PIES Importer to ignore case sensitivity for imported LOV values. (component: automotive)

■ **Fixes for ECLASS Advanced**

Fixed special characters display in ECLASS Advanced Editor: Fixed how the ECLASS Advanced Editor screen displays special characters like <lt/>, <gt/>, etc., in the names of ECLASS elements. (component: eclass-advanced)

Fixed an issue with duplicating blocks within the same product: Corrected a problem with duplicating blocks within the same product using the 'Duplicate in product' option. (component: eclass-advanced)

Fixed an issue with duplicating blocks into another product: Corrected a problem with the 'Duplicate to another product' option in the ECLASS Advanced Editor screen. (component: eclass-advanced)

Fixed exception in ECLASS Advanced Editor screen: Fixed a problem causing an exception when expanding or collapsing the ECLASS Advanced Editor screen. (component: eclass-advanced)

Fixed an issue where the FT_NAME was not exported in BMEcat: Corrected missing FT_NAME tags in exported files. (component: eclass-advanced)

Fix for ECLASS Advanced - Values are mixed or hidden: Corrected the behavior for mixed values/overlapping values. (component: eclass-advanced)

■ **Fix for cannot change object type from 'GDS_DisplayShipper' to 'GDS_Case' for product with ID X**

Fixed an issue with GDSN Receiver where the supplier would create e.g., a case object, and on each object at the datapool, send it to STEP GDSN Receiver to get them created and then afterwards change the case to another type (e.g., pallet) and send it to STEP again without a withdrawal message of the original case. STEP now handles this by removing the base object references prior to import, resolving the issues with changing the object type. (component: gdsn2-receiver)

■ **Fix for 'Filter by Condition' not working on a Node List that appears as a part of a details overlay**

Now, Async Job Nodes List screen in the Web UI will support filtering. (component: async-translation)

■ **Fix for Instrument - 'Ghost' asset tab in reference tab page**

Some Instrument tab views did not show up in the Configuration tool. (component: instrument)

■ **Fix / RCA for the production environment outage**

With the fix committed on this issue, we avoid a potential server crash when running STEP with In-Memory in a cluster setup - or in TriPod setup. The bug was introduced in 2024.1. (component: inmemory)