

2024.1

# Update Overview

- **Partner Update: March 20**
- Customer Update: March 27

Partner Community:

[Sign Up](#)

[Sign In](#)



# CONNECT 2024



**SAVE THE DATE**

SEPT 16-18, ORLANDO, FLORIDA

[Explore the Event](#)

[Other Events](#)

# Table of Contents

1

[2024.1 Highlights](#) – Main 2024.1 initiatives and Update map

2

[MDM Platform](#) – New initiatives related to STEP core

3

[Product MDM/PIM](#) – New initiatives related to the Product domain

4

[Customer, Supplier and Location MDM](#) – New initiatives related to Customer, Supplier and Location domains

5

[Product Data Exchange](#) – New initiatives related to PDX Onboarding, PDX Syndication and Enhanced Content

6

[How to Update](#) – First step to get you started

7

[General Information](#) – Information on our Communities, MDM Academy, Newsletters and more!

8

[Looking Back!](#) – Major initiatives going back to 8.0!

9

[Social Networks](#) – Follow Stibo Systems!




















# 2024.1 Highlights

---

# 2024.1 Update Initiative Map

Looking for more info? Click any white tile!

[See our Marketectures](#)

Data Management	MDM Platform	 Workbench Facelift	 Self-Service UI Update		 MDM Platform ERs
	Product MDM	 Instrument Update	 ECLASS ADVANCED Filtering	 DemoUp Cliplister Integration	 Product MDM ERs
	Customer Supplier Location MDM	 Simplified Matching	 Faceted Search Performance and Scale	 Optimized Central Onboarding	 Enhancement Requests
Commerce & Syndication	PDX Onboarding	 PMDM Channels Support Multiple Markets	 PDX UI in my Local Language		
	PDX Syndication	 Digital Shelf Analytics	 PDX UI in my Local Language	 Process Log	
	Enhanced Content	 Templatized Content Generation	 Publish to Amazon Markets	 Content Editor	

# 2024.1 Update **Highlights**

Looking for more info? Click on the links!



## **Workbench Facelift** **MDM PLATFORM**

Enhancing user experience and efficiency by updating the look and feel of the Workbench



## **Instrument Update** **PRODUCT MDM**

Further improving the user experience and flexibility in the interface



## **Simplified Matching Setup** **CUSTOMER, SUPPLIER, LOCATION MDM**

Leveraging AI to simplify the process of creating and tuning performant match rules



## **PMDM Channels Support Multiple Markets** **PDX ONBOARDING**

Introducing multiple market support for PMDM channels to allow vendors to provide market and language specific product



## **Digital Shelf Analytics** **PDX SYNDICATION**

Our partnership with CommercIQ will enable you to get first-class Digital Shelf Analytics in PDX Syndication



## **Templatized Content Generation** **PDX ENHANCED CONTENT**

Our new Enhanced Content offering with direct access to PDX Data and templating will allow for eCommerce product experiences at scale



## **Enhancement Requests** **MDM PLATFORM, PRODUCT MDM**

Continuously adapting to the changing needs of the market and of our customers



**Marc Richards**  
Director, Product Management



# MDM Platform

---

# MDM Platform

1

[Workbench Facelift](#)

2

[Self-Service UI Update](#)

3

[Enhancement Requests](#)

4

[Watch the 2024.1 MDM Platform Showcase!](#)



# Workbench Facelift

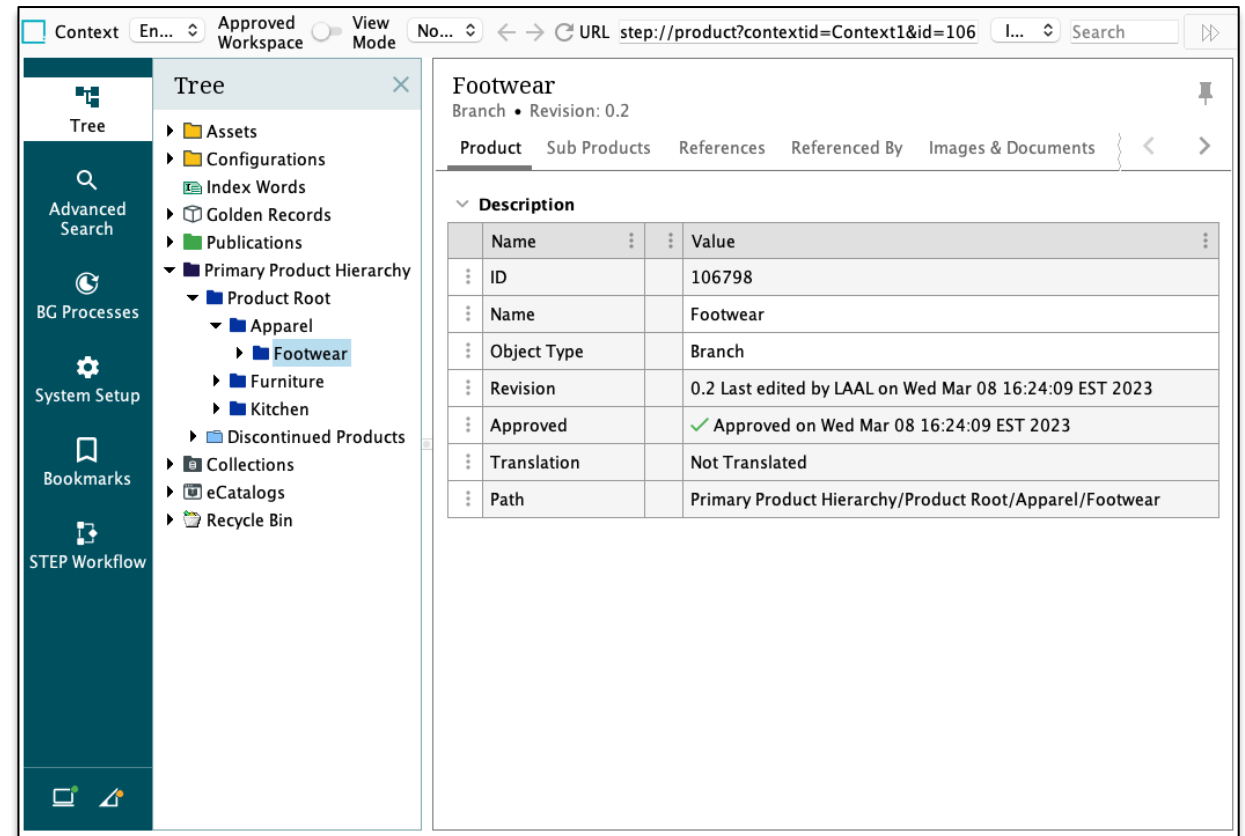
STEP Administrators need a more modern, familiar, and consistent experience when moving between UIs

@ADMIN

STEP users, especially Administrators, are often working across multiple UIs – in particular, both the STEP Workbench and the Web UI. Switching between these UIs feels disjointed as their overall look and feel is distinctly different.

With the 2024.1 update, we are aligning the Workbench with the current Web UI styling (colors, icons, etc follow the same UI guidelines). This more consistent and modern appearance will enhance the user experience and efficiency while decreasing the overall learning curve.

Note that there have been no functional changes to the Workbench, this is strictly a style update.



UPDATE NOTES

UPDATE VIDEO

Included in Base

# Self-Service UI Update

Customers must be able to manage and upgrade their own environments without involvement of Stibo Systems' Support

@ADMIN

The Self-Service UI is where we support our customers in managing basic elements of their own systems without Stibo Systems assistance.

In the 2024.1 update, along the same lines as the Workbench ([see previous slide](#)), the SaaS Self-Service UI has received a look and feel upgrade, so it is more consistent with our other products. Providing a familiar look and improved experience aligned with the STEP Instrument UI will decrease the learning curve for users. At the same time, multiple UI related changes are introduced that will improve the usability and user experience.

Environment	Log in	Type	Release	Image	Available
pim-development	<a href="https://pim-development.mdm.stibosystems.com">https://pim-development.mdm.stibosystems.com</a>	sandbox	2023.4	2023.4-20240112000411	Yes
pim-uat	<a href="https://pim-uat.mdm.stibosystems.com">https://pim-uat.mdm.stibosystems.com</a>	preprod	2023.4	2023.4-20240112000411	Yes
pim-production	<a href="https://pim-production.mdm.stibosystems.com">https://pim-production.mdm.stibosystems.com</a>	production	▲ 2023.3	2023.3-20231130061811	Yes

UPDATE NOTES

Included in Base ←

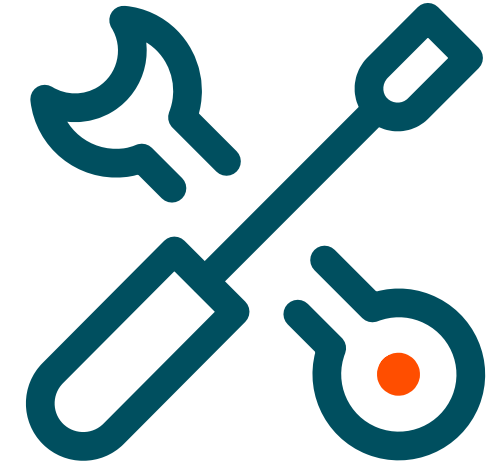
# Enhancement Requests

**Businesses need an MDM solution that supports them in their operational agility and which adapts to changing needs**

ER 1, ER 2: @DEVELOPER  
ER 3, ER 4: @ADMIN

Enhancement Requests (ERs) allow us to continuously adapt to the changing needs of the market and our customers. Please find here some of the ERs that are delivered with 2024.1:

1. Driven by ERs, we continue to expand capabilities in the various APIs to allow customer-specific configurations and to support evolving business needs. With 2024.1, it is now possible, from the JavaScript API, to access information on the validator associated with an Attribute as well as a List of Values. [Update Notes](#)
2. Still regarding API Extensions, and as requested by our customers, 2024.1 also allows to access and query items within a Collection. [Update Notes](#)
3. With the 2024.1 update, the STEPXML export now optionally includes empty calculated attribute values, therefore reflecting the current state of the data in STEP. [Update Notes](#)
4. 2024.1 also brings the ability for Kafka message keys and headers to be created through a dedicated business function. This serves as an alternative to the existing Key Template parameter for the Kafka Delivery plugin. [Update Notes](#)



Included in Base ←

# Watch the 2024.1 MDM Platform Showcase!

For a detailed deep dive into the Platform enhancements, click on the picture below.



QUESTIONS, COMMENTS?

**We would love to hear from you!**



**Marc Richards**

Director, Product Management  
Platform



**Peter Sønderskov**  
Director, Product Management



# Product MDM/PIM

---

# Product MDM/PIM

1

[Instrument Update](#)

2

[ECLASS ADVANCED Filtering](#)

3

[DemoUp Cliplister Integration](#)

4

[Enhancement Requests](#)

5

[Watch the 2024.1 Product MDM/PIM Showcase!](#)

# Instrument Update

Customers need a modern, intuitive user interface supported by a seamless user experience that efficiently guides the user throughout every touchpoint of their interaction towards their goal

@BUSINESS USER

As part of our ongoing commitment to deliver a modern user experience for STEP, we continue to extend the foundation and add new capabilities to Instrument UX for greater efficiency and applicability.

With the 2024.1 update, we have improved the experience for users when organizing data and creating their customized views, enhanced the handling of references and classification links when in Details View and added support of bulk asset imports. Additionally, business users can now leverage data containers (add/edit/remove, create data containers with keys – see screenshot, copy/paste of values, cell width control, sorting/filtering) when enriching product data in the Details View. All these enhancements contribute to increasing user flexibility in the interface.

	Card #	Name	Percentage	Purpose
<input checked="" type="checkbox"/>	928474-1A	* Chocolate	> 90%	Main Ingredient
<input type="checkbox"/>	928474-1A	* Sugar	3%	Sweetener
<input type="checkbox"/>	928474-1A	* Cocoa Butter	2%	Texture
<input type="checkbox"/>	928474-1A	* Milkfat	<1%	Softener
<input type="checkbox"/>	928474-1A	* Nonfat Milk	<1%	Color, Texture

5 items, 1 selected

TRY OUT INSTRUMENT

UPDATE NOTES

UPDATE VIDEO

DOCUMENTATION

Please refer to your Account Manager ←



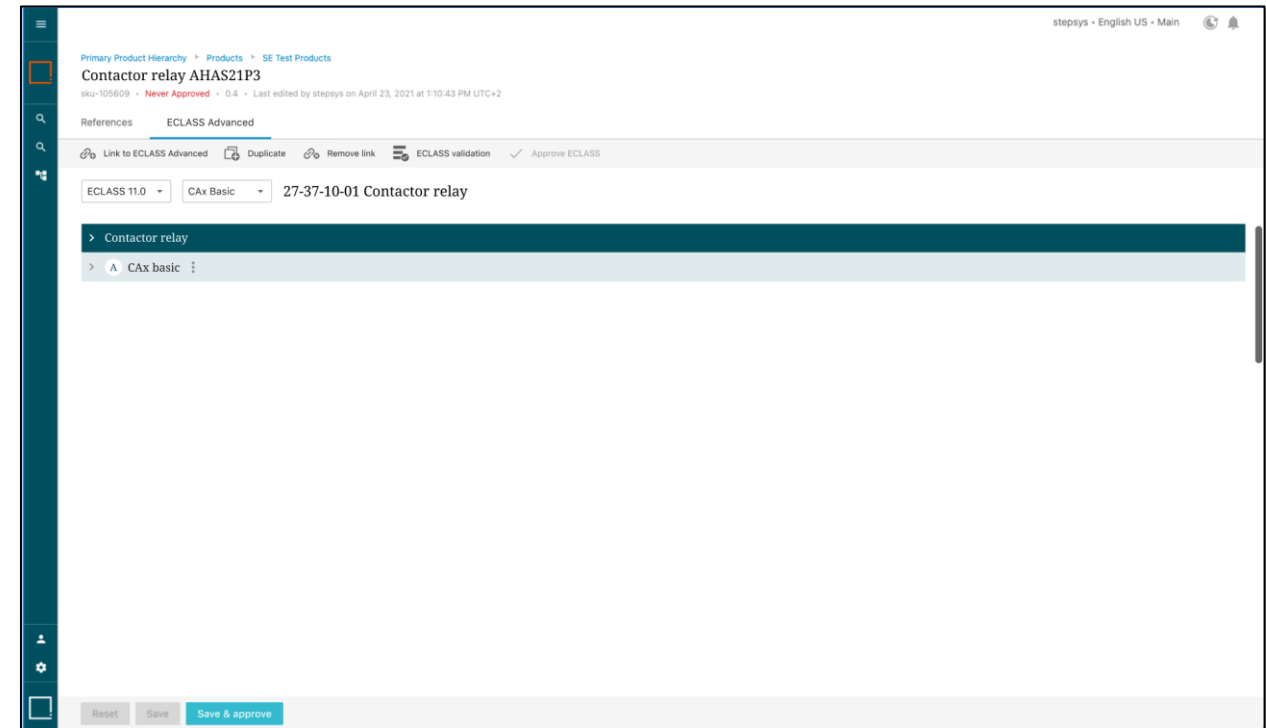
# ECLASS ADVANCED (ECA) Filtering

Enable customers to work fast and efficiently with product data in the complex ECLASS ADVANCED data model

@BUSINESS USER

This initiative is the continuation of a work started in 11.1, with the introduction of a [new ECA Editor Screen](#), and which spanned across 2023.3, bringing several [ECA Editor Screen enhancements](#), providing users a better overall experience when working with ECLASS ADVANCED data.

With the 2024.1 update, we are focusing on improving data overview by employing template-based filters, enabling hierarchy-based filters, and supporting filter selection with JavaScript. By significantly limiting the data shown, we both enhance the user experience but also streamline general maintenance, ultimately reducing time-to-market.



Available with the ECLASS ADVANCED license ←

UPDATE NOTES

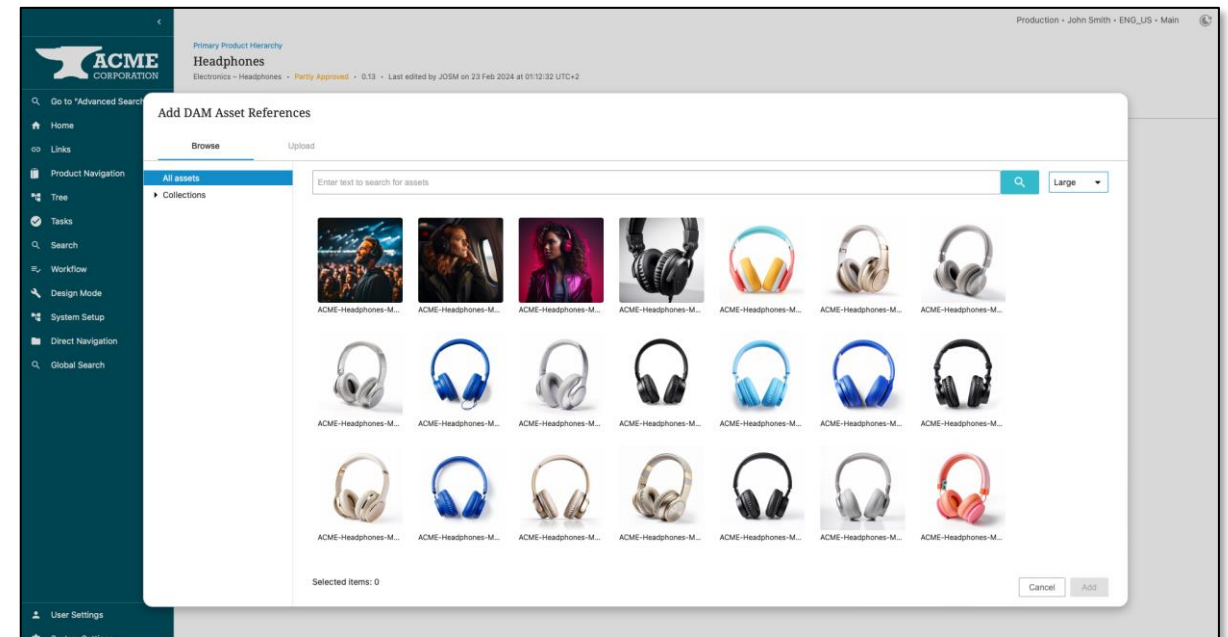
# DemoUp Cliplister Integration

With digital assets managed in external systems, customers rely on an easy and flexible integration to their MDM to handle product-to-asset references

@BUSINESS USER

Handling of digital assets is an important process to modern enterprise companies. Because of this, organizing, distributing, and storing digital assets is done in dedicated Digital Asset Management systems.

With the 2024.1 update we are enabling our API based External DAM Adaptor with integration to DemoUp Cliplister, a third-party DAM tool. This integration allows users to search and browse assets in the external DAM in real-time. Additionally, users can link assets stored in Cliplister to object information in STEP. The functionality provided by this DAM integration can be extended to encompass additional third-party DAM offerings, dependent on the API and a custom extension.



UPDATE NOTES

Included in Base ←

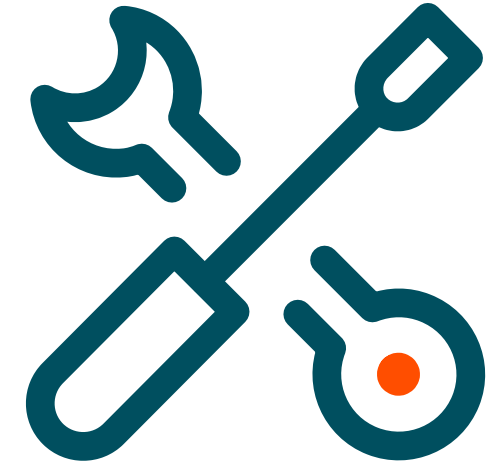
# Enhancement Requests

**Businesses need an MDM solution that supports them in their operational agility and which adapts to changing needs**

Enhancement Requests (ERs) allow us to continuously adapt to the changing needs of the market and our customers. Please find here some of the ERs that are delivered with 2024.1:

1. For our print customers to remain competitive in the print market, we have added the support of InDesign CC2024 (v. 19) for both Server and Client. The plugins are available for Windows and Mac. Older versions will be de-supported as per Adobe's support policy. [Update Notes](#)
2. The ETIM Taxonomy Importer has been enhanced for change codes to be imported into a meta data attribute on the attribute-classification link. With this update, ETIM customers now see if an attribute has been deprecated in the context of a given classification. [Update Notes](#)
3. A new Label field is now available on Globally Configured Multi Edit Data Containers for Administrators to be able to override and localize the data container title across contexts. [Update Notes](#)
4. A new Task Mode with a default task mode option is now available in the Task component of the Global Navigation Panel. It allows Administrators to choose the task mode icons and select the default task mode to be shown in Web UI based on user privileges. A default task mode option is now also available for both Status Selector Homepage Widget and Status Selector components. [Update Notes](#)

ER 1, ER 2: @BUSINESS USER  
ER 3, ER 4: @ADMIN



Included in Base  
3<sup>rd</sup> party licenses required: ←  
ER1 – Adobe InDesign / ER2 - ETIM

# Watch the 2024.1 Product MDM/PIM Showcase!

For a detailed deep dive into the PMDM enhancements, click on the picture below.



QUESTIONS, COMMENTS?

**We would love to hear from you!**



**Peter Sønderskov**

Director, Product Management  
Product Data (PMDM/PIM)  
Product Domain



**Jignesh Patel**  
Director, Product Management



# Customer, Supplier and Location MDM

---

# Customer, Supplier and Location MDM

- 1 [Simplified Matching Setup - AI Machine Learning Matchers](#)
- 2 [Faceted Search – Performance and Scale](#)
- 3 [Optimized Central Onboarding – Conditional Data Validity in Data Containers](#)
- 4 [Watch the 2024.1 Customer, Supplier and Location MDM Showcase!](#)

# Simplified Matching Setup – AI Machine Learning Matchers

Building and maintaining an accurate and performant matching algorithm is a complex undertaking

@ADMIN

Matching is a critical aspect of any CMDM project and often, one on which much of the time is spent. Practitioners often misjudge the roles, skills and time needed to build and fine tune the algorithm, leading to delayed time-to-value, complex ownership structures, inaccuracies in match results and/or a large manual review effort.

The 2024.1 update gets us kicked off on delivering on our vision to simplify the process of creating and fine-tuning matching. We have started by providing a set of pre-trained AI machine learning models (aka “Matchers”) to assess the similarity of elements found in party data. Incorporating and leveraging these matchers in your existing matching rules will improve the ability to compare elements such as names in this update. Other matchers such as addresses, emails and phone identifiers will follow.

Machine Learning Matcher (Version: v1.0, normName, Nickname Groups)

Model version: v1.0 - 2024-03-13 [Release Notes](#)

Type	Data Element
Set<Name>	normName

Nickname CSV Asset: Nickname Groups (NicknameGroups)

Select Nodes: William Creighton (6027011) Bill Creighton (6027047) **Evaluate**

**Result**

NaN

Details	Result
name	95.5

OK Cancel

UPDATE NOTES

UPDATE VIDEO

Available with the Customer Domain and Supplier Domain license ←



# Faceted Search – Performance and Scale

There is a market need for a powerful, efficient, modern, and easy to use search interface for end users who may not be familiar with the underlying data model or advanced search concepts

@ADMIN

Faceted Search is part of our modern search experience initiative, aiming at taking our search capabilities to the next level (user experience, ease of use, performance and productivity).

With [2023.3](#), we introduced support for Customer, Supplier and Location domain uses cases (Entities, Data Containers) enabling a consistent search experience across all data domains. And with [2023.4](#), we improved the overall performance and robustness of the solution with a particular focus on index publishing.

With the 2024.1 update, we have further enhanced the performance and scale of the Elastic search indexing process, by allowing multiple background processes to run concurrently. This parallelization mechanism in the Event Processor flow means a faster throughput of data, a faster indexing of millions of objects and a more stable solution if processes are to be interrupted, stopped or even fail.

The screenshot shows a search interface with a search bar containing 'Memphis'. Below the search bar, there are filters for 'ID', 'Legal Name', 'State on Main Address', 'Street on Main Address', 'City on Main Address', and 'Zip on Main Address'. The search results are displayed in a table with columns: ID, Legal Name, SIC Code, Phone Number, Main Address Street, City, Zip, and State. The table shows 225 items, with 4 selected, sorted by SIC Code.

ID	Legal Name	SIC Code	Phone Number	Main Address Street	City	Zip	State	
<input checked="" type="checkbox"/>	8992216	Eden Gods Finer Things	5411	9017749086	2090 Farrington St	Memphis	38109-2104	TN
<input checked="" type="checkbox"/>	8992234	EF Market Inc	5411	9014586693	2450 Summer Ave	Memphis	38112-2520	TN
<input type="checkbox"/>	8992237	EFM Grocery	5411	9014586693	2450 Summer Ave	Memphis	38112-2520	TN
<input checked="" type="checkbox"/>	8992267	El Manantial	5411	9013805370	3209 Coleman Rd	Memphis	38128-6553	TN
<input type="checkbox"/>	8992294	El Rancherito	5411	9012663761	5070 Raleigh Lagrange Rd	Memphis	38134-5223	TN
<input type="checkbox"/>	8992300	El Ranchito	5411	9013231016	3908 Macon Rd	Memphis	38122-2319	TN
<input type="checkbox"/>	8992303	El Ranchito Mexican Products	5411	9013231016	3908 Macon Rd	Memphis	38122-2319	TN
<input type="checkbox"/>	8992366	Ellendale Grocery	5411	9013821469	7811 Us Highway 70	Memphis	38133-2002	TN
<input checked="" type="checkbox"/>	8992369	Ellendale Tiger Marrrt 3	5411	9013820216	7804 US Highway 70	Memphis	38133-2082	TN
<input type="checkbox"/>	8992393	Emilio's Enterprises Inc	5411	9013682570	2751 Getwell Rd	Memphis	38118-1849	TN
<input type="checkbox"/>	8992396	Emilio's Grocery	5411	9013653015	2757 Getwell Rd	Memphis	38118-1849	TN
<input type="checkbox"/>	8992399	Emilios Grocery	5411	9013653015	2757 Getwell Rd	Memphis	38118-1849	TN
<input type="checkbox"/>	8992402	Emilios Grocery	5411	9013682570	3877 Winchester Rd Ste 6	Memphis	38118-6055	TN
<input type="checkbox"/>	8992486	Exlines' Foods	5411	9013585593	3160 Corner St	Memphis	38127-1325	TN

UPDATE NOTES

UPDATE VIDEO

Included in Base

# Optimized Central Onboarding – Conditional Data Validity in DC's

**Business users are challenged in creating or updating B2B Customer or Supplier Data due to complexities in ensuring that the data they enter is valid, coupled with dealing with a high number of data entry tasks**

@BUSINESS USERS

This initiative is the continuation of a work started in 11.2 (2023.2) ([search before create](#), [address typeahead](#)) that spanned across [2023.3](#) and [2023.4](#) (new data container experience). It aims at improving central authorship and maintenance of business partners through guided data entries for a time saving user experience.

With the 2024.1 update, we are expanding the data validity capabilities of the Unfolding data containers to provide business users:

- control over what data types are hidden, mandatory or read only (as well as value validity)
- guided data entry within workflows
- value history
- List of Values ID in Data Container Keys

The screenshot displays two sections of a data entry form. The top section is for 'Email' and contains three input fields. The first field has 'office@mail.com' entered and a trash icon. The second field also has 'office@mail.com' entered and is highlighted in orange, with a warning icon and the text 'Not a valid email' below it. The third field is labeled 'Is Primary' and is a dropdown menu. The bottom section is for 'Ship to' and contains three input fields. The first field has 'Copenhagen Warehouse (5851147)' entered and a close icon. Below it is an 'Add' button. The second field is labeled '\* Bill to' and contains the placeholder text 'Type to search for suggestions'. The third field is labeled '\* Sold to' and also contains the placeholder text 'Type to search for suggestions'.

UPDATE NOTES

UPDATE VIDEO

CONFIGURATION VIDEO

Included in Base ←

# Watch the 2024.1 Customer, Supplier and Location MDM Showcase!

For a detailed deep dive into the CMDM enhancements, click on the picture below.



QUESTIONS, COMMENTS?

**We would love to hear from you!**



**Jignesh Patel**

Director, Product Management  
Customer Domain, Supplier Domain,  
Location Domain



**Søren Lundtoft**  
Director, Product Management



# Product Data Exchange

---

# Product Data Exchange

1

[PMDM Channels Support Multiple Markets](#)

2

[PDX UI in my Local Language](#)

3

[Digital Shelf Analytics](#)

4

[Process Log](#)

5

[PDX Enhanced Content: Templated Content Generation](#)

6

[PDX Enhanced Content: Publish to Amazon Markets](#)

7

[PDX Enhanced Content: Content Editor](#)

8

[Watch the 2024.1 Product Data Exchange Showcase!](#)

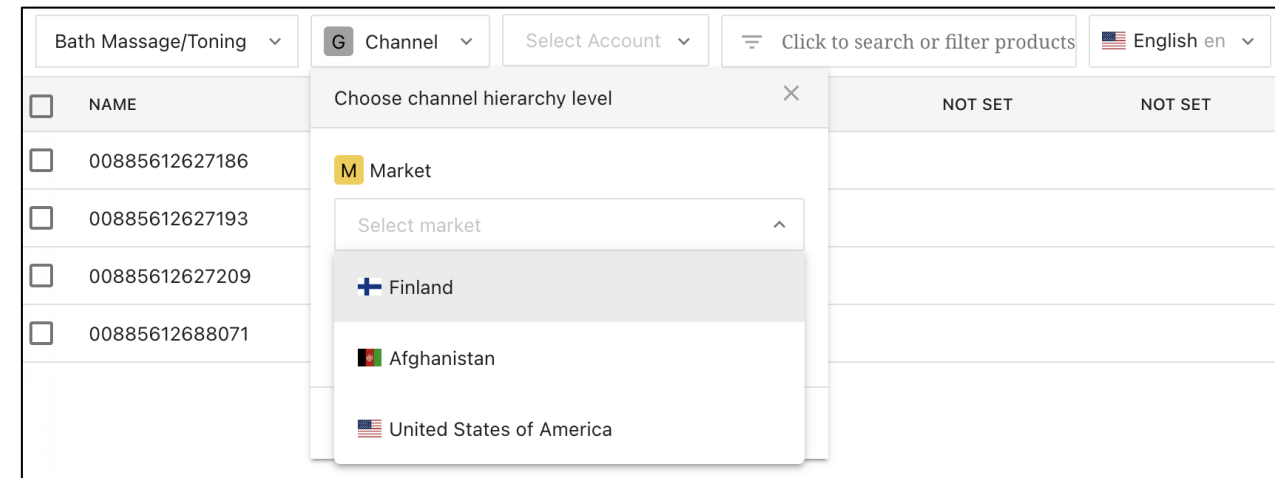
## PMDM Channels Support Multiple Markets

Retailers operating in multiple markets need to obtain country-specific product information from their vendors to ensure accurate data and comply with local regulations

@ADMIN

The foundation for a qualified eCommerce presence is accurate data. Retailers need to be assured that the data they present complies with local regulations and fits the market it is being used in.

With the 2024.1 update we are enabling vendors to provide data-points spanning different dimensions, allowing for a breakdown of market and language concurrently to ensure a solid appearance, consenting with regulations across the globe. Also, note that additional configuration will be avoided due to the flexibility of PDX, supporting one-to-one data model representations and thereby accelerating the data delivery, and minimizing the manual effort prior to a product being syndicated.



Available with the PDX Onboarding license ←

# PDX UI in my Local Language

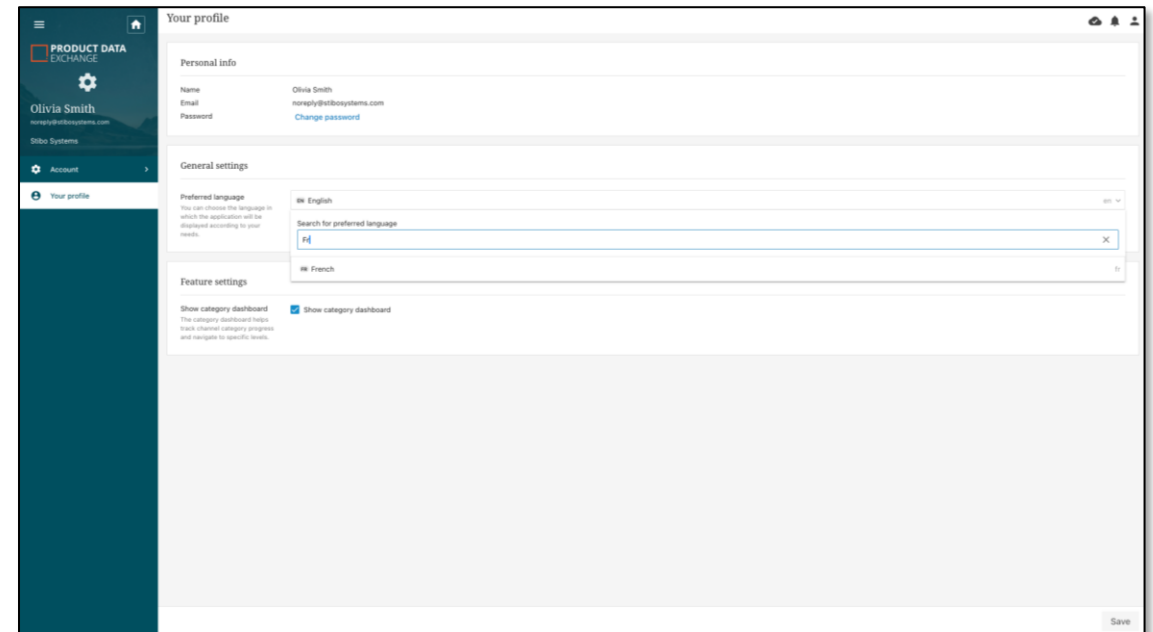
**Global manufacturers need their enterprise tools to support their business users who are more effective when working with a UI in a different language**

@BUSINESS USER

It can sometimes be difficult to navigate around, and even time-consuming decoding an application, if it is not presenting itself in the native language of the user.

In the 2024.1 update we are easing this problem out, by enabling each user to choose their desired language for the application; starting with French, German and Spanish.

With just a click of a button, the application will be able to change its language, and from now on, all newly added capabilities will automatically be available in the preferred language.



Available with the PDX license ←



## Digital Shelf Analytics

**Manufacturers and brand owners need their products to perform well in the market beyond meeting basic retailer requirements**

@BUSINESS USER

With the release of this initiative in the 2024.1 update, it is possible to see products syndicated from PDX in the associated CommerceIQ account with data insights from the analysis conducted on each product and reported back to PDX. This allows for a quality score based on the product's Digital Shelf performance, versus the original product data as published from PDX, overall supporting an informed approach in correcting discrepancies on the product details page.

This is the first iteration, and down the line, we will expand the portfolio of insights to enhance the analytical capabilities to ensure quality data and content on the Digital Shelf.

UPDATE VIDEO

### Quality score (CommerceIQ)



Total score

**98% (High)**

CommerceIQ generates a score of your data completeness (0-100) and assists in creating compelling product content.

[Go to CommerceIQ editor](#)

Available with the PDX Syndication license  
3rd party CommerceIQ license required ←

# Process Log

Large-scale manufacturers and brand owners need transparency in their enterprise tools so that they can keep track of ongoing tasks and operations

@BUSINESS USER

The introduction of a new Process Log capability in the 2024.1 update provides visibility into all processes and operations running in the background.

This ensures transparency and gives the user an ability to always be in the known of what is currently being processed, queued and when another job is expected to run. The process log lets the user be able to see queued, active, and completed processes in PDX – started by anyone on his team.

Furthermore, it gives insights into estimated completion times for long-running operations and if needed, queued processes started by accident can be cancelled.

Overall, this empowers the user to have better control over and insight into processes running on their PDX system.

Your process log					
Filter					
Queued Active Completed					
<input type="checkbox"/>	Type	Channels	Created	Users	Estimated start time
<input type="checkbox"/>	Submit	No channel	2024-02-21 12:36	Unknown user	2024-02-21 12:36
<input type="checkbox"/>	Submit	No channel	2024-02-20 17:54	Unknown user	2024-02-20 17:54
<input type="checkbox"/>	Submit	No channel	2024-02-20 12:36	Unknown user	2024-02-20 12:36
<input type="checkbox"/>	Submit	No channel	2024-02-20 10:45	Pani apliclient	2024-02-20 10:45
<input type="checkbox"/>	Submit	No channel	2024-02-19 17:54	Unknown user	2024-02-19 17:54
<input type="checkbox"/>	Submit	No channel	2024-02-19 12:36	Unknown user	2024-02-19 12:36
<input type="checkbox"/>	Submit	No channel	2024-02-18 12:37	Unknown user	2024-02-18 12:37
<input type="checkbox"/>	Submit	No channel	2024-02-17 12:37	Unknown user	2024-02-17 12:37
<input type="checkbox"/>	Submit	No channel	2024-02-16 12:36	Unknown user	2024-02-16 12:36
<input type="checkbox"/>	Submit	No channel	2024-02-15 12:36	Unknown user	2024-02-15 12:36
<input type="checkbox"/>	Submit	No channel	2024-02-14 12:36	Unknown user	2024-02-14 12:36
<input type="checkbox"/>	Submit	No channel	2024-02-13 17:54	Unknown user	2024-02-13 17:54
<input type="checkbox"/>	Submit	No channel	2024-02-13 12:37	Unknown user	2024-02-13 12:37
<input type="checkbox"/>	Submit	No channel	2024-02-13 12:09	Unknown user	2024-02-13 12:09
<input type="checkbox"/>	Submit	No channel	2024-02-13 10:36	Pani apliclient	2024-02-13 10:36

Available with the PDX license ←

# PDX Enhanced Content: Templatized Content Generation

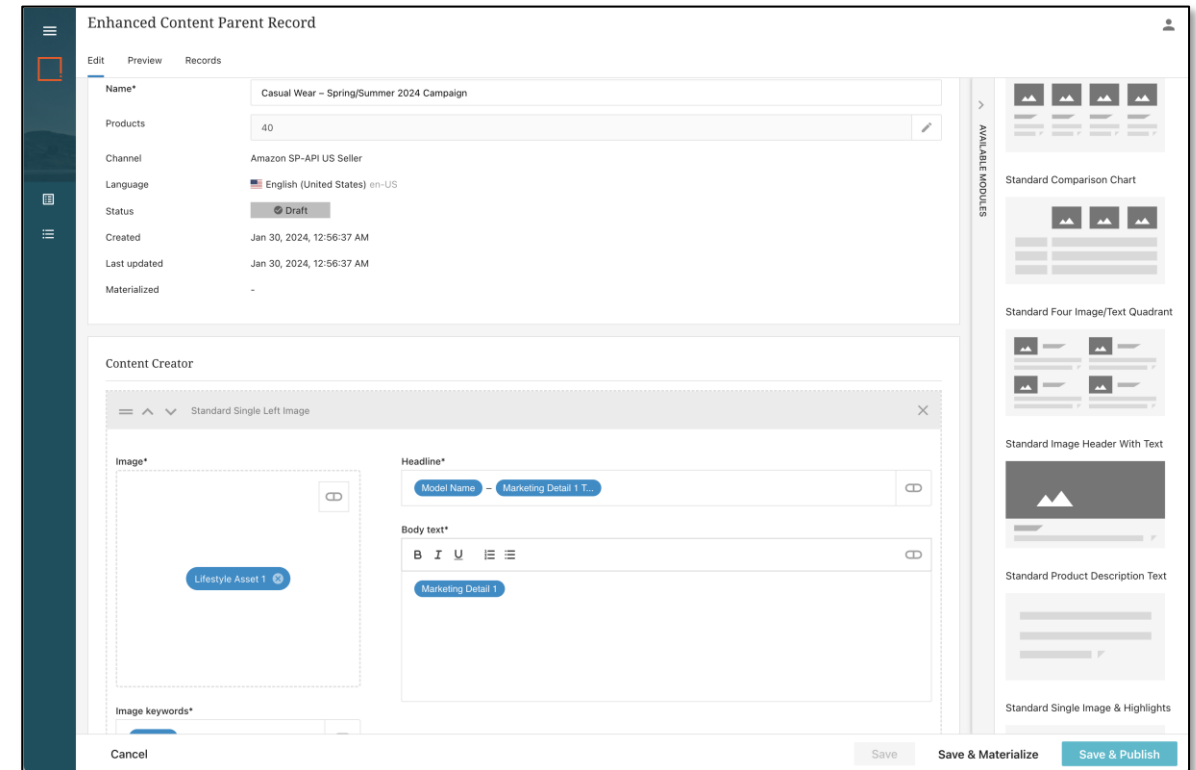
**Manufacturers and CPGs struggle to create and maintain below-the-fold content for their large product assortments as current tools are not scalable enough to be feasible**

@BUSINESS USER

The introduction of PDX Enhanced Content in the 2024.1 update allows Manufacturers and CPGs to use product master data, and assets, from PDX to generate product-specific content for retailers at scale.

The PDX Enhanced Content Editor allows for a visual creation process, where PDX data can be leveraged for fast and efficient Content Record creation. Product Marketing Managers and the like are now able to define how the product-specific content should be generated through Content Templates, for all products using the specific template. Once done, they will simply have to review the automatically generated content and make the final adjustments, before sending it to Amazon.

With a deep integration to all applicable Amazon Marketplaces, publishing Content Records to active marketplaces will be both easy and scalable.



UPDATE VIDEO

Available with the PDX Enhanced Content license ←

## PDX Enhanced Content: Publish to Amazon Markets

**Manufacturers and CPGs struggle to create and maintain below-the-fold content for their large product assortments as current tools are not scalable enough to be feasible**

@BUSINESS USER

The Enhanced Content application now supports the creation and publication of enhanced content tailored to Amazon, allowing manufacturers and CPGs to provide A+ content to their product listings.

Amazon remains one of the largest online retailers in the world, allowing vendors to sell their products in 21 geographically-specialized marketplaces. Amazon Marketplaces is an important sales channel to both manufacturers and CPGs, it will now be easier than ever to establish a solid presence, by providing above-the-fold and below-the-fold content through PDX and the Enhanced Content application.



Available with the PDX Enhanced Content license ←

# PDX Enhanced Content: Content Editor

**Manufacturers and CPGs struggle to create and maintain below-the-fold content for their large product assortments as current tools are not scalable enough to be feasible**

@BUSINESS USER

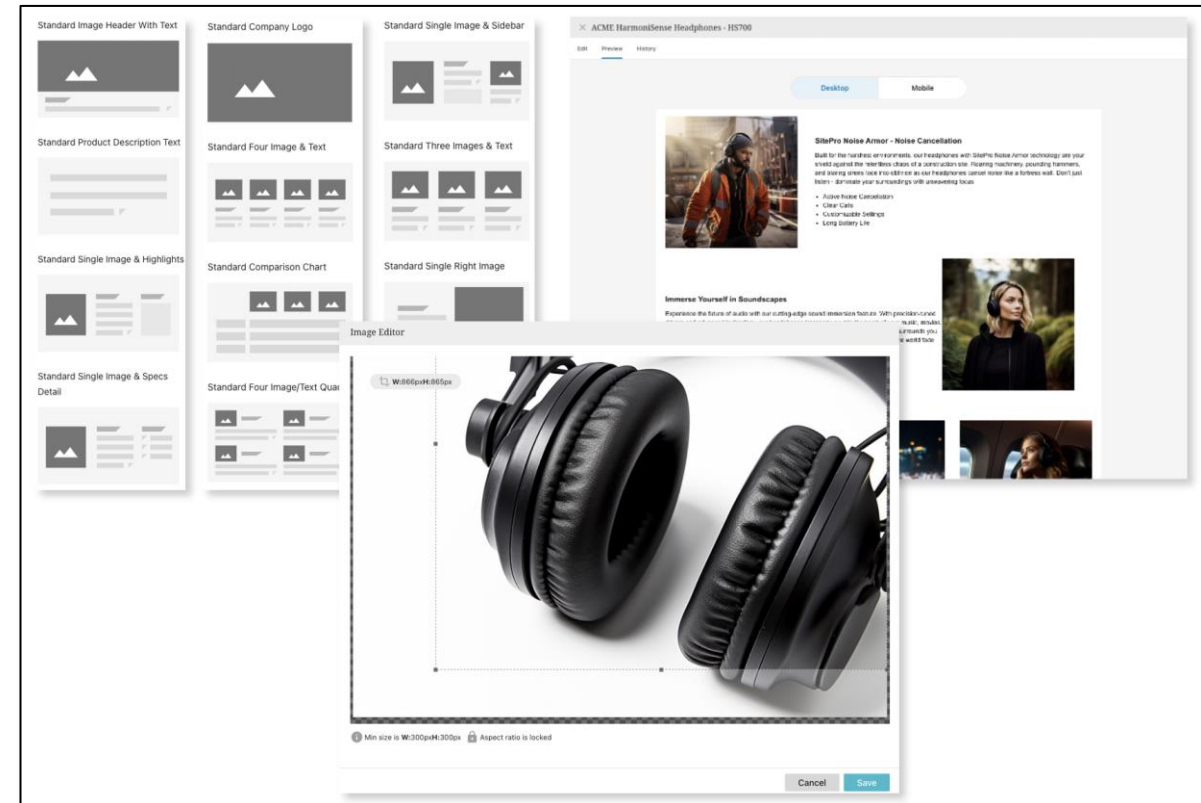
The Enhanced Content application now features a Content Editor, that empowers Product Marketing Managers to produce below-the-fold content for the product detail pages of retailers.

Through the Content Editor, users can compose the content layout by dragging and dropping compliant modules and populate each of them with headlines, rich text, images, keywords, etc.

Real-time validations ensure compliance to retailer requirements, allowing users to quickly adjust content accordingly, e.g. by cropping images within the application directly.

At any point in time, users can preview the content produced to quickly get an understanding of approximately what it would look like when presented to consumers.

In short, the Content Editor provides a toolkit that's powerful but easy to use and requires no technical expertise, enabling efficient creation of engaging product content.



Available with the PDX Enhanced Content license ←

# Watch the 2024.1 Product Data Exchange Showcase!

For a detailed deep dive into the PDX enhancements, click on the picture below.



QUESTIONS, COMMENTS?

**We would love to hear from you!**



**Søren Lundtoft**

Director, Product Management  
Commerce & Syndication



# How to Update

---



# First Step to Updating

Have you seen something that could benefit your customer? Are they ready to update and to experience the full potential of 2024.1? Here is the first step to get them started:

- **SaaS customers**

Use the SaaS Self-Service UI\* to create an Update Preview Sandbox and/or update one of your existing environments

- **On-Premise customers**

Please reach out to your Account Manager

*\*The Self-Service UI is available to all our customers on our latest SaaS platform*


# Benefits of Updating

When was the last time I updated? What version am I currently running on? Is my version still supported\*? Why should I update?

If your customers are looking for good reasons to update, please find below a few pointers so they don't miss out! And remember, updates are made easy with SaaS!

- Get the latest and greatest to **stay ahead of your competition** – update to outdate
- **Improve the user experience and increase both productivity and efficiency** – take advantage of new capabilities and enhancements
- **Stay current** with updates for security and supportability – stay up to date with third-party application versions, latest industry standards and more
- **Support new business initiatives** – best option for expanding the use of the solution and increasing business value
- **Benefit from improved system performances** – bug fixes and enhancements make for an evermore reliable product

[\\*Learn more on STEP Updates and End-of-Life Information here!](#)



# General Information

---

# General Information

1

[2024.1 Update Activities](#)

2

[Stibo System Online Community](#)

3

[MDM Academy Offerings](#)

4

[Product Documentation, Newsletters, Resource Library](#)

# 2024.1 Update Activities

The official release is scheduled for **Wednesday, March 27**.

As part of the update process, **Product Showcases** have been delivered. These sessions allow for a deeper dive in our solution both from a business and technical standpoint.

All recordings are available to watch from this deck and can also be found on our [Online Community's 2024.1 Update Page](#)\*.

\*[Community access](#) is required to watch these recordings.



# Stibo Systems Online Community

With our Online Community get exclusive access to a wealth of opportunities:

- Participate in peer-to-peer forums and groups
- Pose questions, provide answers and share your first-hand knowledge
- Connect directly to Stibo Systems' experts to get the latest software updates
- Grow your expertise by building your MDM network
- Share and vote on new ideas
- Follow [2024.1 update communications](#) (download update decks, read update notes, watch update videos and more!)
- Attend our Community Live webinars

*You are a member of our Community?  
Click here to sign in!*



**Partner Community**

Connect with our partner ecosystem and product experts to get help, training and share ideas.

■ SIGN IN

*Not a member of our Community yet?  
Click here to request your access today!*

# Community Live Talks

Exclusively for our Stibo Systems Community

Replay previous sessions!

- [STEP to success with our MDM Academy](#)
- [UX Design for Configurable Software](#)
- [ML/Augmented MDM](#)
- [Web UI Tips and Tricks](#)
- [Exploring Updates](#)
- [Let's Dive into the Documentation](#)
- [Meet Adrian Carr, Chief Executive Officer](#)



Stay tuned for upcoming sessions!

If you are interested in leading or co-presenting a future Community Live event, please contact [TOVO@stibosystems.com](mailto:TOVO@stibosystems.com)

# MDM Academy Offerings

You want to connect and learn with Stibo Systems? [Reach out to our MDM Academy!](#)

Find below our full interactive offering (click on courses for more info), including new courses in our program:

PROJECT	BUSINESS	ARCHITECTURE	APPLICATION	DEVELOPMENT	MANAGE
MDM Solution Fundamentals					
STEP for MDM Experts					
MDM Project Fundamentals	MDM Solution Design		Data Modeling	JavaScript Business Rules	System Admin Fundamentals
		MDM Solution Architecture and Integration	Data Management	Integration Advanced	
			Workflows and Web UIs	Web Services	
			Publishing	Extension API	
			Customer MDM Configuration for B2C	Data as a Service	
			Customer MDM Configuration for B2B		
			Customer MDM Match Tuning		
			PDX Syndication with STEP		
			PDX Syndication with 1WorldSync		
INDUSTRY SOLUTIONS		Accelerator for Retail			



## New! Virtual classroom

- PDX Syndication with 1WorldSync
- Integration Advanced – new version
- Solution Architecture – new version

## Next

- PDX Onboarding
- Solution Design for Customer MDM
- Business Rules - Self-paced online

## Later

- PXM
- Instrument

Part of Track Certification

Not Part of Track Certification

Available as self-paced online course

Available as virtual classroom course

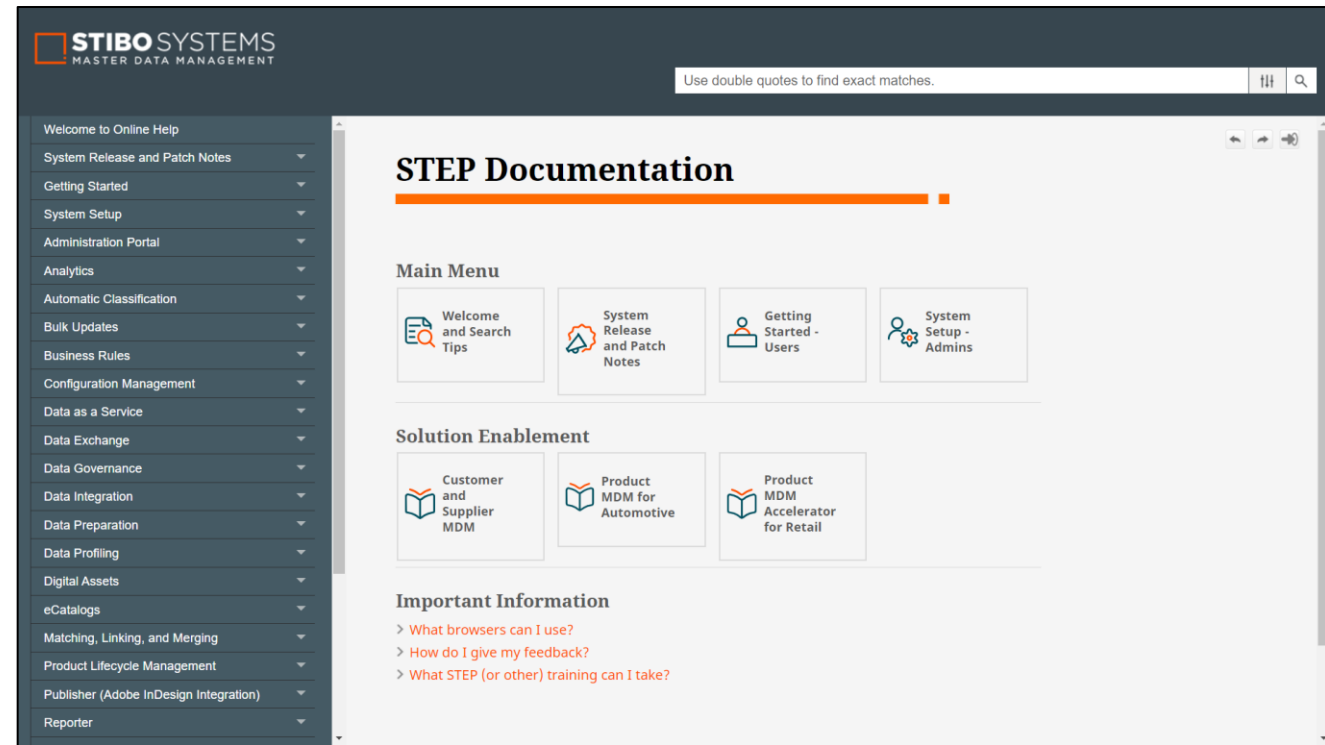
Available as a in-person classroom course



# Product Documentation

With each new update comes updated STEP Documentation\* including

- [Update Notes](#)
- [Online Help](#)
- [Enablement Topics](#)
- [Platform and Software Support](#)
- [End-of-Life Notifications](#)



\*Note that with our new quarterly update cadence, we stopped Maintenance Patches, starting with 2023.3. However, ad hoc patches will be available in case of hotfixes.

# Partner Newsletters

Don't miss out on the latest updates from Stibo Systems such as overall news, product updates, upcoming events, new capabilities, training courses and more, available in our quarterly newsletters (March, June, September and November).

Partner newsletters are sent to all Partners and no subscription is required to receive them! The last newsletter was sent on [March 7](#) and if you did not get it, please make sure to check your spams or reach out to your Alliance Manager.

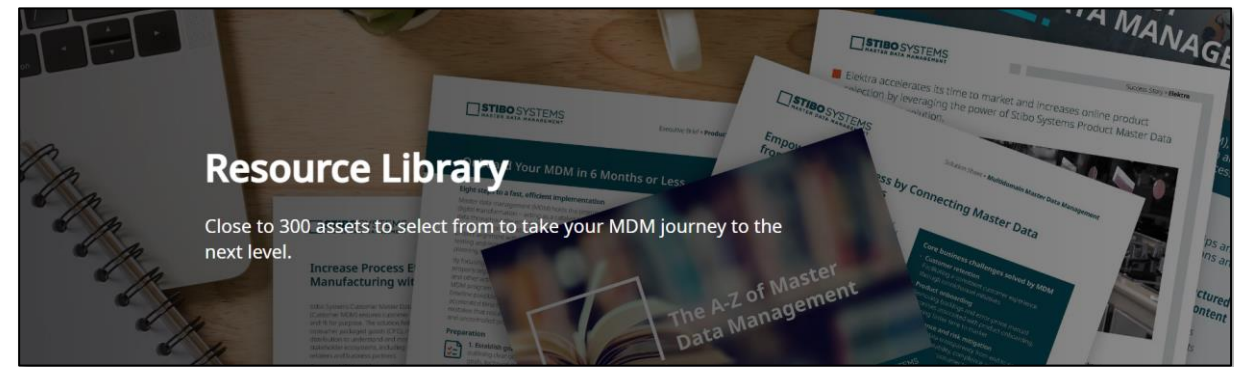
Upcoming newsletters are scheduled for [June 4](#), [September 3](#) and [November 26](#). Save the dates!



# Resource Library

Events, Communities, Academy trainings, Product Documentation, Newsletters... If you're still hungry for more content, please check out our [Resource Library](#).

Browse hundreds of assets by topic (AI, SaaS, ROI, ...), industry (Manufacturing, CPG, Retail, ...), content type (success stories, videos, white papers, ...), request your personalized ROI report and take your MDM journey to the next level!



# Looking Back!

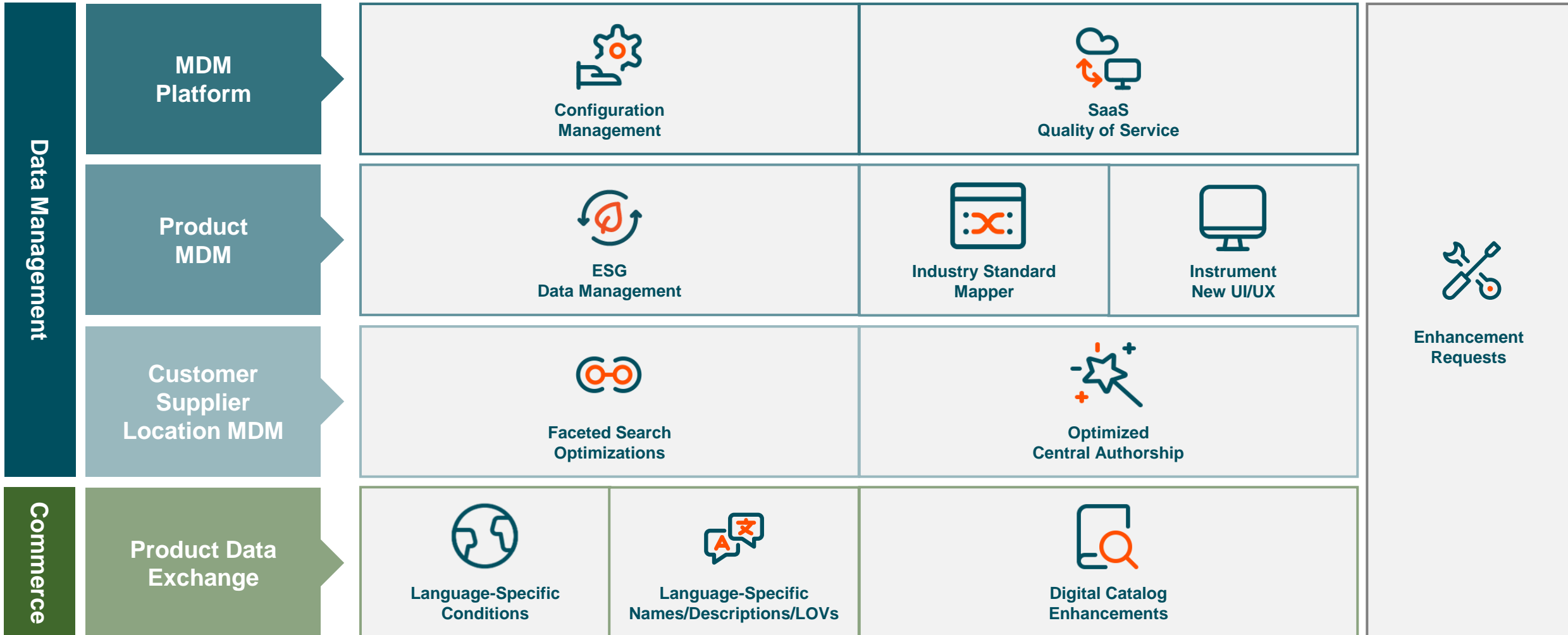
---

# Previous Updates

- 1 [2023.4](#)
- 2 [2023.3 \(11.3\)](#)
- 3 [11.2 \(2023.2\)](#)
- 4 [11.1](#)
- 5 [All previous versions \(8.0 to 11.0\)](#)

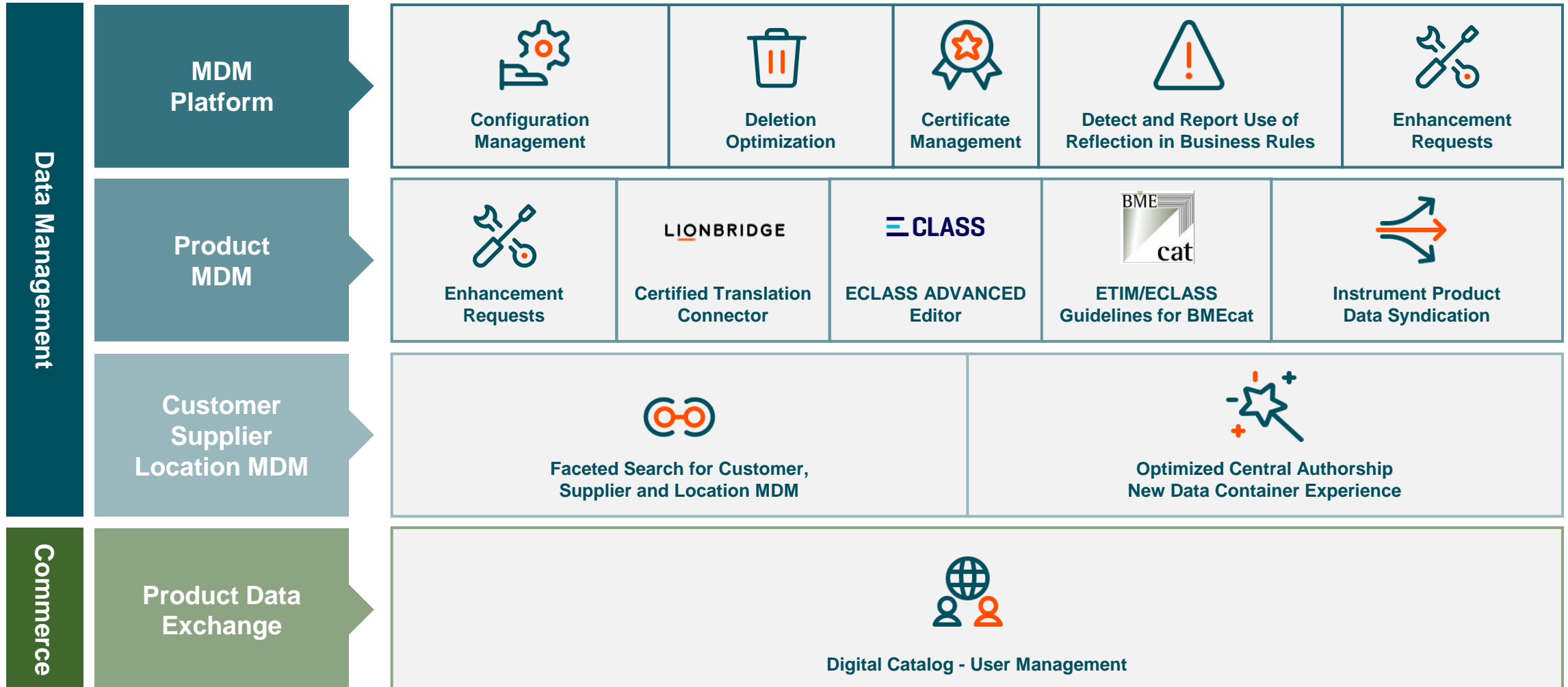
\*\*\* READ THE 2023.4 RELEASE DECK \*\*\*

# 2023.4 Release Initiative Map - Looking for more info? Click any tile!



\*\*\* READ THE 2023.3 (11.3) RELEASE DECK \*\*\*

## 2023.3 (11.3) Release Initiative Map - Looking for more info? Click any tile!



\*\*\* READ THE 11.2 (2023.2) RELEASE DECK \*\*\*

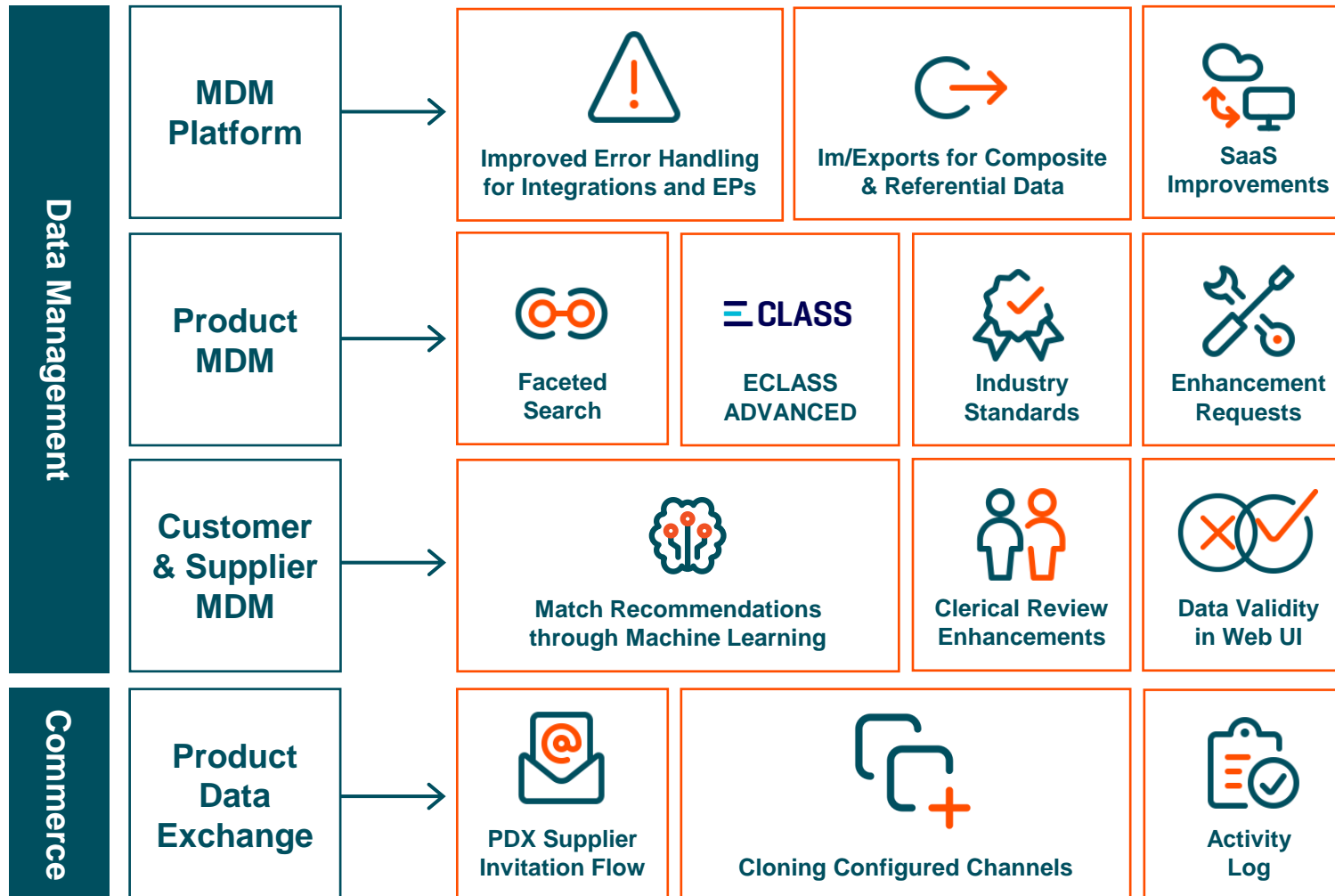
# 11.2 (2023.2) Release Initiative Map - Looking for more info? Click any tile!





\*\*\* READ THE 11.1 RELEASE DECK \*\*\*

# 11.1 Release Initiative Map - Looking for more info? Click any tile!



# STEP 11.0 – June 2022

- Modern Search Expérience (Product MDM)
- DAM Integration
- EClass Advanced
- Data Management for Retail (Supplier)
- Match recommendations through ML
- Digital Catalog (PDX)
  - Scheduled auto-submissions
  - Simplified data exchange
- Performance improvements and visibility - PDX, CMDM, Platform

# STEP 10.x

## 10.0 MAY 2020

- Web UI and Search Improvements
- PDS
- Automotive Standards Enhancements
- Partial Approvals for WebUI
- Revision History & Error Handling
- Product Comparison & Scoring (PDX)
- Matching to Unmerge (Customer MDM)

## 10.1 DEC 2020

- Multitenant SaaS - Cassandra
- UX with brand and style
- Syndication experience improvements
- Commercial licensing
  - Data preparation and list processing
  - Supplier Self-Service
  - SAP-certified DEBMAS / CREMAS connectivity

## 10.2 JUN 2021

- Rename (PMDM and PDX)
  - PDS → PDX
  - PIM for Retail → Data Management Accelerator for Retail DaaS – ramp up
- ECLASS Advanced (PMDM)
- Reseller Channels —'custom' channels (PDX)
- New Dun & Bradstreet Direct+ Connector —(CMDM and Supplier MDM)
- Data Preparation and List Processing (CMDM)
- Commercial licensing :
  - DaaS
  - ECLASS Advanced
  - PIM for Automotive Retail
  - Dun & Bradstreet Direct+ Enrichment Service

## 10.3 DEC 2022

- DaaS – direct high-volume consumption
- Strengthened SaaS offering
- Machine Learning Match Recommendations for Clerical Review Task List (CMDM)
- Dashboard & Bulk Import — (PDX Retailer Product Onboarding)
- Commercial licensing :
  - DaaS
  - PDX configured Channels

# STEP 9.x

9.0	JUN 2018	9.1	MAR 2019	9.2	AUG 2019	9.3	DEC 2019
	<ul style="list-style-type: none"><li>▪ PDS</li><li>▪ GDSN Publisher &amp; Receiver Solution</li><li>▪ Translation services Integration</li><li>▪ Composite attributes</li><li>▪ Industry standard updates</li><li>▪ UX, Data Governance, workflows</li><li>▪ Improvement asset management</li><li>▪ Guided Data entry</li><li>▪ Print Publishing</li><li>▪ Data exchange and 3rd party tool</li><li>▪ Automotive</li></ul>		<ul style="list-style-type: none"><li>▪ UX Improvements (LoV, Error Handling &amp; Search)</li><li>▪ Audit Message Framework</li><li>▪ Embedded Analytics (Intro)</li><li>▪ PDX – Syndication</li><li>▪ GDSN Receiver</li><li>▪ Private Label &amp; Recipe Support for Retailers</li><li>▪ Address Completion (Customer MDM)</li><li>▪ Configuration Management</li><li>▪ Open Platform (Extension API + OIEP)</li><li>▪ Cassandra DB (Intro)</li></ul>		<ul style="list-style-type: none"><li>▪ User Experience<ul style="list-style-type: none"><li>▪ Scheduled auto clean-up of Recycle Bin</li><li>▪ Faceted Search (Intro)</li><li>▪ Content Editing</li></ul></li><li>▪ Translation Automation</li><li>▪ Google Vision API Integration</li><li>▪ Configuration Management</li><li>▪ Data Catalog</li><li>▪ Vendor Managed Channels (PDX)</li></ul>		<ul style="list-style-type: none"><li>▪ ML powered automatic classification of product</li><li>▪ PMDM for Retail &amp; product content management</li><li>▪ Data container editor – centralized MDM</li><li>▪ Survivorship rule – CMDM</li><li>▪ Multidomain functionality</li><li>▪ Power BI report, dashboard in WebUI</li><li>▪ Rest API V2, STEP XML XSDs enhancement - importChangeInfo</li><li>▪ Image watermarking on export, data sufficiency</li><li>▪ Mandatory references</li></ul>

# STEP 8.x

8.0	MAR 2016	8.1	NOV 2016	8.2	JUN 2017	8.3	JAN 2018
	<ul style="list-style-type: none"><li>▪ Increased security</li><li>▪ Multi-object onboarding tool in Web UI</li><li>▪ Data visualization interface in Web UI</li><li>▪ Shared data in Web UI</li><li>▪ Support for deduplication tasks</li><li>▪ STEP GDSN to support the GS1 MR3 format (BMS + 1WS)</li><li>▪ Maintain attributes and LOVs in Web UI</li><li>▪ Print Publishing</li><li>▪ Conditionally mandatory attributes in workflow states</li><li>▪ Inclusion and exclusion of automatically added objects in Change Packages</li><li>▪ Renaming : Portal to Web UI</li></ul>	<ul style="list-style-type: none"><li>▪ Asset importer - standard configuration</li><li>▪ Web UI - simplified selection of objects, custom icons, text for toolbar action buttons</li><li>▪ Data containers for simplified data modeling of entities</li><li>▪ Export asset content via STEPXML</li><li>▪ Smartsheets</li><li>▪ Map IPGLN with GDSN Register and Publish actions</li><li>▪ System diagnostic tools - business rules tracing and healthchecks</li><li>▪ Support for eSignature, on-demand re-authentication for regulated industries and data</li><li>▪ Value storage model implemented for the In-Memory Solution</li></ul>	<ul style="list-style-type: none"><li>▪ Web UI Improvements:<ul style="list-style-type: none"><li>▪ With Google Material Design principles</li><li>▪ Simplified auto-testing with unique IDs</li><li>▪ Improved Role-based Security</li></ul></li><li>▪ Authentication &amp; APIs:<ul style="list-style-type: none"><li>▪ Single Sign-on (SAML)</li><li>▪ Expanded Extension API functionality</li><li>▪ Capturing Asset content via the scripting and extension APIs</li></ul></li><li>▪ Workflow Improvements:<ul style="list-style-type: none"><li>▪ Assignment of Status Flags to a workflow task</li><li>▪ Simplified usage of Status Flags throughout STEP</li></ul></li><li>▪ Added flexibility and functionality for managing List of Values (LOV)</li></ul>	<ul style="list-style-type: none"><li>▪ Web UI Improvements for better UX:<ul style="list-style-type: none"><li>▪ Guided navigation – easy set up via a Wizard<ul style="list-style-type: none"><li>- Global Search</li></ul></li><li>▪ LOV management and type-ahead</li><li>▪ Attribute management</li></ul></li><li>▪ Web UI Visual Updates:<ul style="list-style-type: none"><li>▪ Product Data Visual</li><li>▪ Configuration Options</li><li>▪ Dynamic Table Layout</li><li>▪ Enhanced Tree Navigation</li></ul></li><li>▪ Translation Automation<ul style="list-style-type: none"><li>▪ Acrolinx Integration</li><li>▪ Data Exchange</li><li>▪ Formatted Excel</li></ul></li><li>▪ Industry Standard Data Exchange Formats and Classifications (ie. ETIM, BMEcat, eCI@ss)</li></ul>			

# Social Networks

---

# Follow Us!

Find us here for the latest news and updates



**Stay tuned for 2024.2, coming  
June 2024...**

---





BETTER DATA.  
BETTER BUSINESS.  
BETTER WORLD.

# Appendix - Instrument

---

# Steps to try Instrument

There are a few requirements needed before you can activate the Instrument UI:

1. Be on the most recent STEP version (2024.1). Going forward, update to the latest version when available. Instrument updates will not be backported.
2. Have the Elasticsearch license and Elasticsearch server configuration setup. Elasticsearch is included in SaaSv2.
3. Have In-Memory license and setup. In-Memory is included in SaaSv2.

Contact Stibo Systems to determine how best to meet these requirements and get started.

Learn more on Instrument in the following slides!

2024

□ (1/12)

# Introduction to Instrument UX

2024

 (2/12)



# Reimagine the Experience of STEP

Introduction to  
Instrument  
UX

□ (3/12)

## Objectives

### Next Level User Experience

Deliver a modern, intuitive, and seamless user experience for STEP that enables users to deliver more value through their master data

### Accelerate Time to Value

A next level user experience designed to be scalable, easily maintainable, and with reduced implementation time

### Advance Strategic Priorities

Designed and optimized for SaaS

# Reimagine the Experience of STEP

Introduction to Instrument UX

□ (4/12)

## Approach

### User Journey Focused UX

Holistic view on the design process with a focus on the overall experience of users as they engage with STEP

### Reflects Data Model

Reflects data model for scalable and maintainable inface with exceptional UX wowed into the fabric of the application

### Optimized Experience

Optimized UX through use of best practices and common use case scenarios validated by our users

### Extendable by Design

Keep application extendable and adaptable to solve for evolving business needs with less effort required

# Reimagine the Experience of STEP

Introduction to Instrument UX

□ (5/12)

## Front End to STEP

*Data modelling and configuration remain unaffected by Instrument, so keep doing...*

Hierarchy Structures

Attribution

References

Completeness / Sufficiency Scores

Import / Export Configurations

Workflows

Alternate Classifications

Business Rules

Matching & Linking

IIEP / OIEP

User Groups & Privileges

More...



Instrument UI/UX

# Design Principles of Instrument UX

UI/UX Design Patterns

Out-of-Box Experience

Condition Based Configuration

Curated Vs. User Customized Experience



Built around repeatable best-practice UX/UI design patterns

Introduction to Instrument UX

(6/12)



# Design Principles of Instrument UX

Introduction to Instrument UI/UX


☐ (7/12)

UI/UX Design Patterns

☐ Out-of-Box Experience

Condition Based Configuration

Curated Vs. User Customized Experience



Designed for minimal configuration and no designer needed

# Design Principles of Instrument UX

Introduction to Instrument UI/UX

□ (8/12)

UI/UX Design Patterns

Out-of-Box Experience

□ Condition Based Configuration

Curated Vs. User Customized Experience



Enable user journeys via conditions for display to define when data is displayed

# Design Principles of Instrument UX

Introduction to Instrument UI/UX

□ (9/12)

UI/UX Design Patterns

Out-of-Box Experience

Condition Based Configuration

□ Curated Vs. User Customized Experience



Allow users to create their own views of data and define their own experience

# Benefits of Instrument UX

Introduction to Instrument UI/UX

□ (10/12)

**Consistency**; streamlined pattern for an intuitive user experience

**Reflective**; the UX is a dynamic mirror of underlying data model

**Predictability**; familiar structures to boost user confidence and ease learning

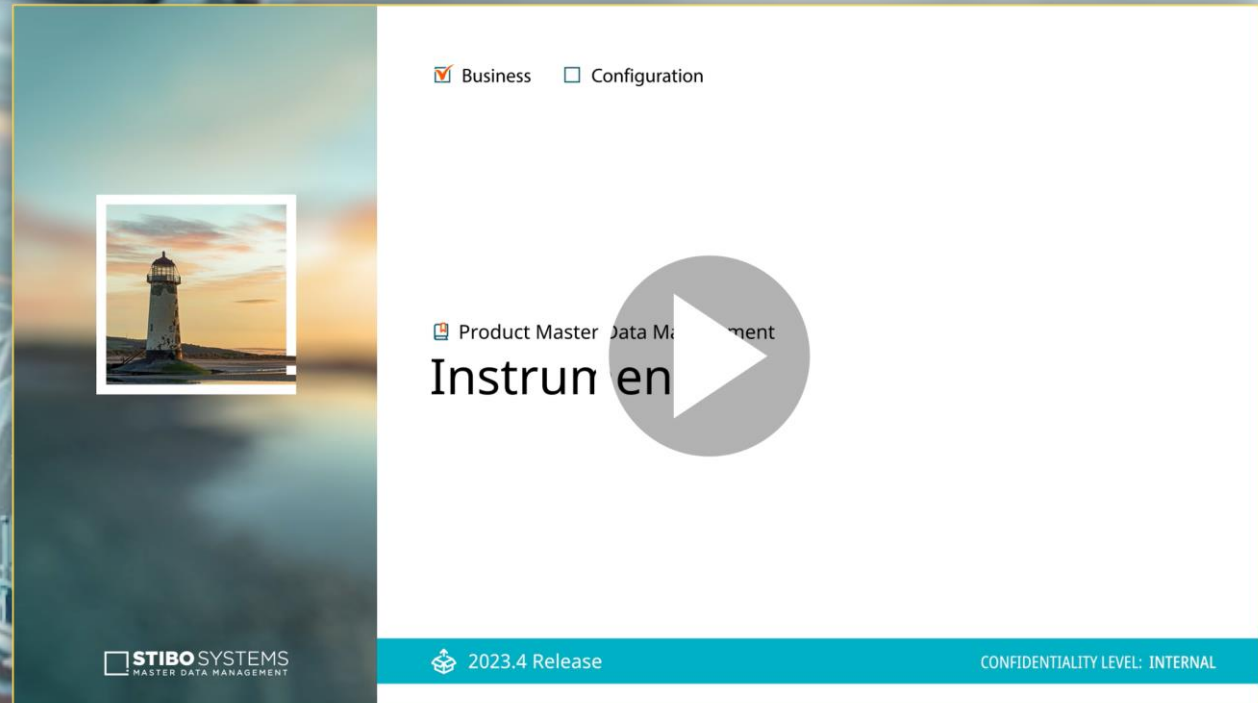
**Extendable**; designed for growth, easy integration of new features with disruption

**Efficiency**; quick, confident user actions through recognizable pattern

**Maintenance**; strong core UI elements and structured information for minimal upkeep

# Showcase

Click to the thumbnail to watch the video



Introduction to  
Instrument  
UI/UX

(11/12)

# New Features

[Click this box](#) to read a summary of all new and enhanced Instrument features for updates 2024.1, 2023.4, 2023.3 (11.3) and 11.2 (2023.2)

Introduction to  
Instrument  
UI/UX

□ (12/12)

# Appendix - Marketectures

---

# STEP – MDM Platform Offerings (1/1)

Data Management			Open Platform			Execution		
Modelling, Profiling and Governance			Workflow and Business Rules			System Administration and Configuration Management		
Graph Data Modelling	Contexts & Languages	Unique Keys	Workflow Designer	Task Assignment	Escalation Management	Admin Portal	Logging	Change Packages
Workspace & Approval	Attributes, Groups, Units & LOVs	Component Model	Dashboards & Monitoring	Rules for Process Integration	Rules for DQ	Performance Profiling	User Activity	System Configuration
Data Profiling	Smart Sheets	Product Variants	Rules for Automation	Rule Libraries	Matching	Data Health Checking	Monitoring	Import/Export
						Remote Administration API		
Enrichment & Digital Asset Management			Integration, API & SDK			Performance, Scalability and Security		
Web UI Designer & Components	Faceted Search	Single/Mass Object Editing	Integration End Points (IEPs)	Background Processes	Data Format & Mapping	Application Server Clustering	OWASP ASVS Compliance	Role-based Privileges
Bulk Update	Filter & Sort	External DAM Adapter	Scripting API	Event/Batch Data Delivery	Scheduling	Load Balancing	Web Security Scanning	User Groups
Cloud Asset Publisher	Analytics Connectors		Event Processor	Business Action Processor	APIs (REST, SOAP, Graph QL)	In-Memory Database	3 <sup>rd</sup> Party Governance	User Actions
			JDBC Delivery	Generic XML Export Format	Data as a Service	SaaS Self-Service	LDAP Enabler	Single Sign-On
			Amazon SQS Connector	Extension API	MongoDB Adapter			

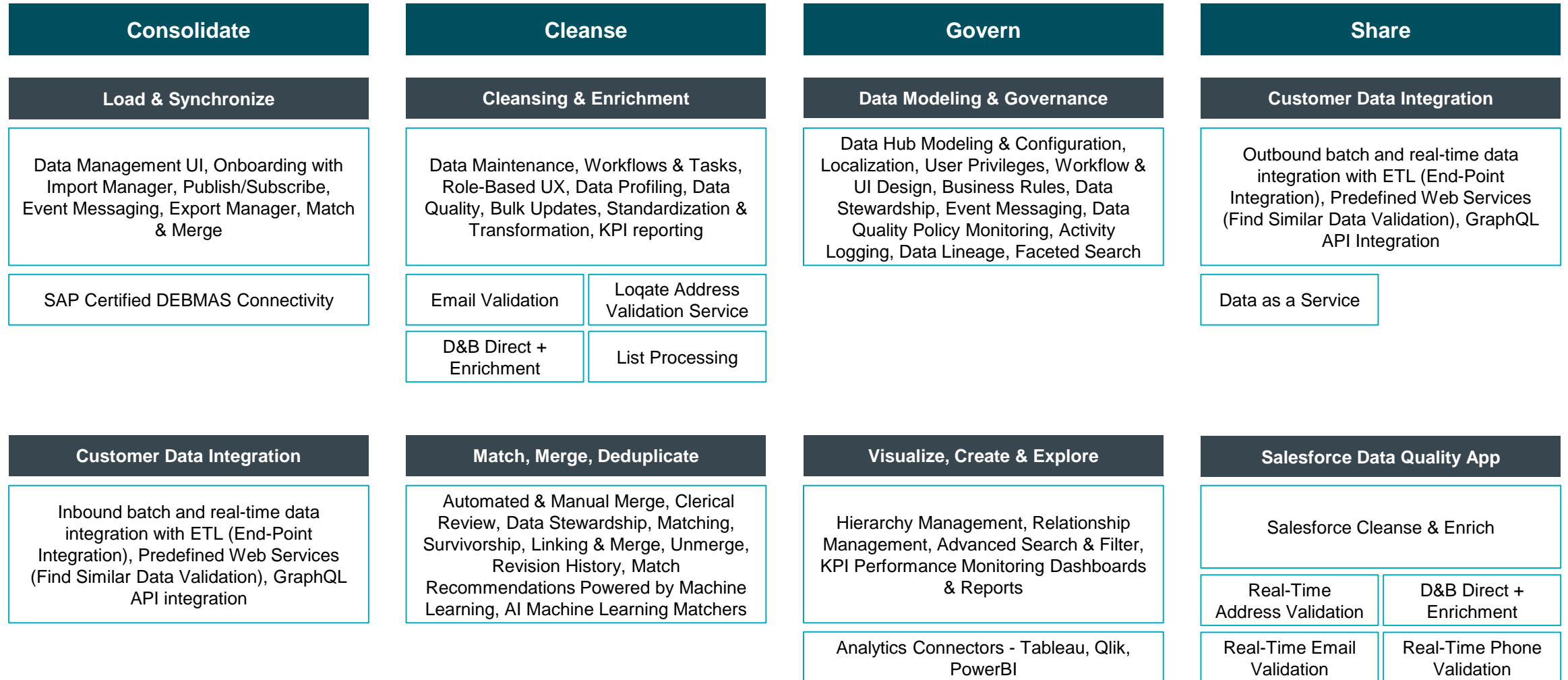


# Product MDM Offerings (2/4)

Acquire		Manage		Share			
<b>Product Data Sourcing</b>		<b>Data Modeling &amp; Governance</b>		<b>Content Quality &amp; Enrichment</b>		<b>Product Data Syndication</b>	
Data Management UI, Onboarding with Import Manager		Data Modeling, Localization, User Privileges, Workflow & UI Design, Business Rules, Event Messaging, Monitoring, Profiling & Activity Logging		Data Maintenance, Workflows & Tasks, Role-based UX, Translation, Dashboards & Reports, Advanced Search & Filter, Profiling, Data Quality, Bulk Updates		Syndication with Export Manager, Syndication through OIEP Data Delivery	
Supplier Item Web UI	Retailer Content Service Provider API	Assisted Classification	Matching	Translation Service Connectors	Analytics Connectors	PDX Syndication	Stibo Systems Direct Channels
Product Data Exch. Onboarding	GDSN Receiver	Accelerator for Retail	Packaging Hierarchy			Configured Channels	Digital Catalog
Multi-Market Onboarding						1WorldSync PDX Markets	PDX Multi-Language Support
						Digital Shelf Analytics	PDX Enhanced Content
<b>Product Data Integration</b>		<b>Industry Standards Support</b>		<b>Digital Asset Management</b>		<b>Print Publishing</b>	
Inbound and Outbound Data Integration with ETL (End-Point Integration)		Industry Standards Mapper	ECLASS Hierarchy Import	Digital Asset Management, Storage and Linkage, Asset Import, Quality Assessment & Validation, Image Variant Generation		Print Publisher for Adobe InDesign	Actual Page Viewer
Ariba CIF/cXML Export Format	SAP Certified MATMAS Connectivity	UNSPSC Hierarchy Import	ECLASS ADVANCED			Proof View for Adobe InDesign	Autopage
xCBL Export Format	Data as a Service	BMECat	ETIM Industry Standards Package			Flatplanner	
		Automotive - AutoCare	Automotive - TecDoc				

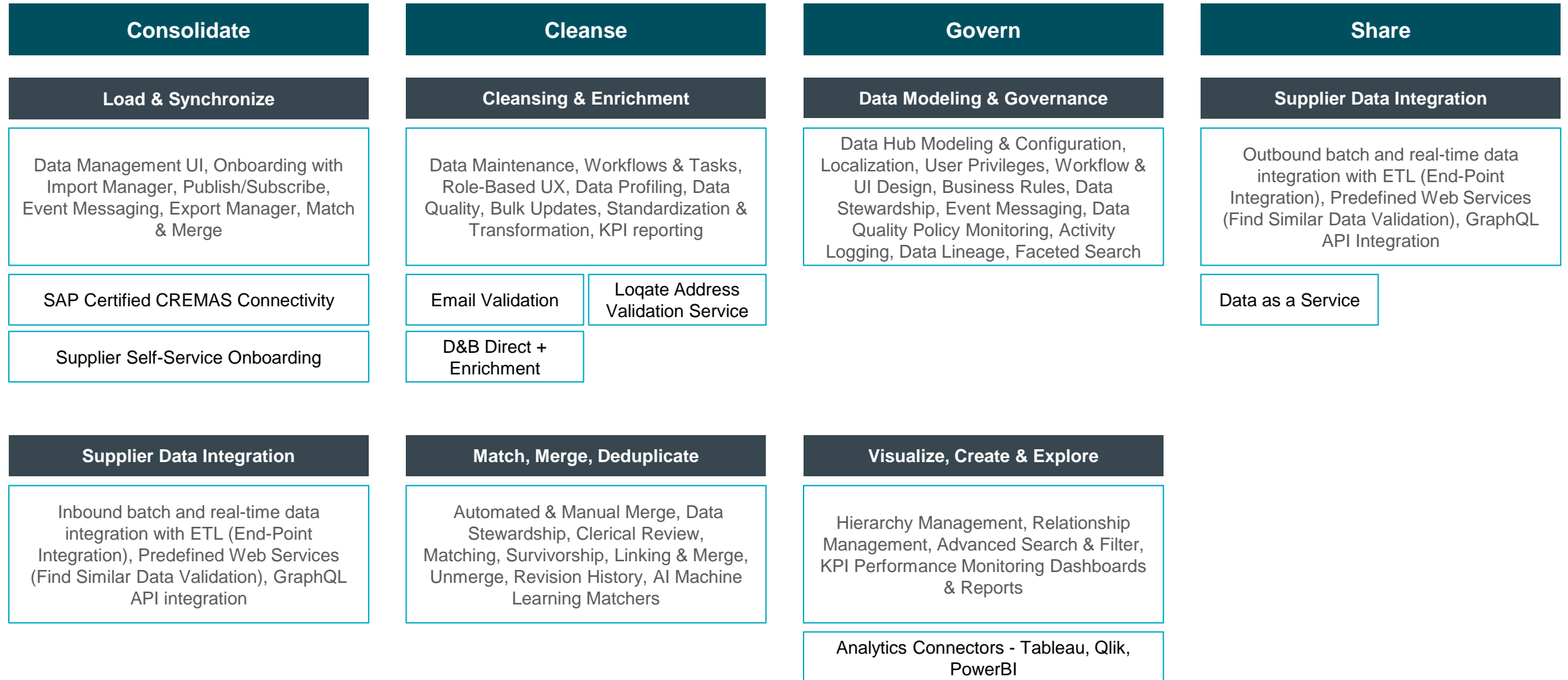
[Back to Initiative Map](#)

# Customer MDM Offerings (3/4)



Initial Configurations: Party Domain Accelerators - including SAP Business Partner focused on common Party use cases

# Supplier MDM Offerings (4/4)



Initial Configurations: Party Domain Accelerators - including SAP Business Partner focused on common Party use cases


# Appendix - Browsing Tips

---

# Browsing Tips (1/2)

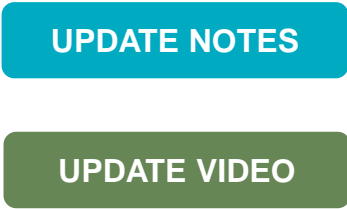
Welcome to the 2024.1 Update Overview Deck. Here are a few tips to help you browse the slides:

**1**




We've included shortcuts in this deck so you can easily reach the content you want to see. Clicking an initiative tile, a back arrow or an underlined text will take you there in no time!

**2**



Most of the following slides contain direct links to additional content (webpages, supporting documents\*, etc). Colored buttons will indicate hidden content!

**3**



You're looking for information based on user roles? We've got you covered! Simply search this deck (Ctrl + F or Cmd + F) for @ADMIN, @BUSINESS USER or @DEVELOPER to find the relevant slides for each.

\*Update Notes, Update Videos, Product Showcases.  
[Community access](#) is required to watch videos.

# Browsing Tips (2/2)

Our highlight slides contain a lot of information. The example below details the type of content to expect and where it can be found on the slides.

**Update Version** → 24.1 HIGHLIGHT

**Initiative Name** → **Workbench Facelift**

**Market Problem** → **STEP Administrators need a more modern, familiar, and consistent experience when moving between UIs**

**Problem vs Solution** → 

STEP users, especially Administrators, are often working across multiple UIs – in particular, both the STEP Workbench and the Web UI. Switching between these UIs feels disjointed as their overall look and feel is distinctly different.

With the 2024.1 update, we will be aligning the Workbench with the current Web UI styling (colors, icons, etc will follow the same UI guidelines). This more consistent and modern appearance will enhance the user experience and efficiency while decreasing the overall learning curve.

Note that there will be no functional changes to the Workbench, this will strictly be a style update.

**Which Domain(s) this initiative is applicable to** → Applicable to all Domains

**Which User Role this initiative is mainly addressing** → @ADMIN

**Screenshot Tip: use your PDF reader's zoom for a detailed look at the images!** → [Screenshot of STEP Workbench interface showing a tree view and a product details table for 'Footwear']

**Upcoming Supporting Documents\*** → UPDATE NOTES UPDATE VIDEO

**Which License is required to unlock this capability** → Included in Base

**Browse back to the Update Initiative Map** → [Arrow pointing to the slide navigation area]

\*Not all initiatives include Update Notes or Update Videos. [Community access](#) is required to watch Update Videos.