

RELEASE NOTES

Release 11.2 (2023.2)-MP1

June 2023

Table of Contents

Table of Contents	2
11.2 (2023.2) Release Notes	6
Upgrade Guide and Maintenance Patches	6
Academy and Community Resources	7
Installation Recipe	7
11.2 (2023.2) Upgrade Guide	8
Elasticsearch upgrade required prior to taking STEP 11.2 (2023.2)	8
New component and properties required for Content Hub integrations	8
Empty facets omitted from search results	9
New automatic stopping of long-running JavaScripts	9
TaskList Navigation Handler renamed Workflow Navigation Handler	9
Scheduled Data Export to now exclude empty collection files	9
New option for Kafka to manage the topic offset for Kafka Receiver IIEPs	9
STEP to PDX integration: JSON option deprecated with 2023.3 release	10
Support, platform, and system admin information	10
Online Help / documentation changes	10
New features incorporated via 11.1 maintenance patches	11
Customer MDM and Supplier MDM Enhancements	12
Address Typeahead in Web UI	12
Find Similar as a governance feature	13
New business condition type called 'NOT'	13
Improved and renamed Navigation Handler	14
Match & Merge Web Service and Find Similar Web Service Performance Optimization	14
Data Exchange Enhancements and Changes	15
Generic JSON out-of-the-box import option	16

- Data Sufficiency error messages now exportable in human-readable format17
- Logging added to help determine the best Event Mode for EPs and OIEPs 17
- New SaaS inbound mTLS authentication capabilities 17
- New option for Kafka to manage the topic offset for Kafka Receiver IIEPs 18
- Exclude empty files generated from a collection via the Scheduled Data Export 19
- New feature to set up PDX Onboarding channels in STEP 19
- Expanded ECLASS Advanced industry standard solution 20
- New importing / exporting of BMEcat 2005.1 industry standard data 20
- Additional industry standard updates20
- New Data Onboarding solution21
- Faceted Search Enhancements 22**
 - Elasticsearch version support update with required upgrade 22
 - Elasticsearch publishing performance improvement 22
 - Updated search display for empty facets 22
- Web UI Enhancements and Changes 23**
 - Custom messages in Data Validation binds and global configuration 23
 - New options for mapping and exporting complex data using Custom Export Action 24
 - New selectable default for exported objects in the Custom Export Action 26
 - Multi selection of attributes / attribute groups available for User Configurable Views 26
 - Initiating business actions available in data container Multi Edit Table View 27
 - Inherited data containers now identifiable in the Globally Configured Multi Edit Data Container component 28
 - New user interface designed to provide an intuitive user journey 29
- General Enhancements and Changes 30**
 - New healthcheck identifies business rule performance issues and stops long-running rules 31
 - New JavaScript barcode / QR code generator 31
 - New Asynchronous Translation component public API update 32
 - SaaS Self-Service UI improvements 32

- New image conversion microservice 33
- Data Sufficiency error messages now exportable in human-readable format 33
- Get translation status of a node via business rule 34
- New warning for unsaved changes when exiting Business Rule Editor 34
- DaaS Improvements 34
- New business condition type called 'NOT' 35
- Improved and renamed Navigation Handler 35
- Product MDM for Automotive 11.2 (2023.2) - 7.0.53 Release Notes 36**
- Announcement 36
- Bugfixes 36
- Auto Care 36
- TecDoc 37
- Patch Recipe 37
- Platform and Software Support Changes 38**
- Current Updates 38
- Future Updates and End-of-Life Notifications 38
- Server and client support 38
- STEP to PDX integration 38
- Baseline EOL 39
- Miscellaneous Bugfixes 40**
- Bugfixes 40
- Security Enhancements 57
- Performance Enhancements 57
- 11.2 (2023.2)-MP1 Maintenance Patch Notes 58**
- New Features 58
- LFSC Announcement 60
- PDX Announcement 61

Kafka Topic Offset Announcement	62
Documentation Updates	62
Bugfixes	62
Patch	72
Product MDM for Automotive 11.2 (2023.2) - 7.0.54 Patch Notes	74
Patch Recipe	74

11.2 (2023.2) Release Notes

These release notes describe the new, enhanced, and changed features provided with the release. Some changes may require action, so review these notes carefully. These notes complement the Stibo Systems Enterprise Platform (STEP) Online Help, which includes in-depth information on previously existing and new system functionality, including detailed explanations and step-by-step instructions for use, when appropriate.

Release highlights:

- **Configured PDX Channels** – Providing retailers increased business agility over their product onboarding capabilities to proactively pivot or adapt to evolving markets (Product MDM, PDX)
- **JSON Import** – Addressing companies' need to receive complete data in an efficient, reliable, and consistent manner, with user-friendly formats and tools (Platform)
- **Centralized Authoring** – Improving the ability to create and update new Party Data with Optimized Central Onboarding, new typeahead capabilities including address auto complete, and enhancing the Data Validity features in the Web UI to support references (Customer MDM, Supplier MDM, Location MDM)
- **Accelerator for Retail with Instrument** – Supporting our productized solution for the retail industry by providing a modern user experience using our Instrument UI framework (Product MDM)
- **Outputs to Configured Channels** – Extending the output configurations for configured channels to send product data in various formats, via various delivery methods (PDX, Product MDM)
- **ECLASS Advanced Solution** – Expanding this Industry Standards functionality to include easy setup, importing and exporting data in BMEcat 2005.1 format, and adding JavaScript and workbench actions. (Product MDM)
- **Enhancement Requests** – Adapting to the changing needs of the market and our customers (All)

Information regarding the enhancements above and a wide variety of other enhancements and changes are included in this release note set.

Note: Product Data Exchange (PDX) release notes and online help are available in the PDX solution. Once logged into the tool, click Help Center > Documentation using the left navigation panel. Documentation will open in a new tab.

Upgrade Guide and Maintenance Patches

In addition to the individual release notes, upgrading customers should read the 11.2 (2023.2) Upgrade Guide. This guide provides information that existing customers need to know prior to upgrading. This includes actions required for deprecated components and unsupported functionality.

The Upgrade Guide includes information about actions that need to be taken prior to upgrading.

If / when applicable at the time of your installation, read the maintenance patch notes for 11.2 (2023.2) to understand the full scope of changes for the 11.2 (2023.2) release and subsequent patches.

Important: Some functionality described within these notes is controlled via licenses and/or component installations and may not be available on your system. Questions should be directed to your Stibo Systems account manager or partner manager.

Academy and Community Resources

Stibo Systems Academy

Stibo Systems Master Data Management (MDM) Academy offers customer and partner hands-on training options to expand your knowledge on Stibo Systems MDM solutions. Information regarding our certification programs and specific classes can be found on our website: <https://www.stibosystems.com/services-support/mdm-academy>.

Stibo Systems Communities

All customers and partners are encouraged to join their respective Stibo Systems Communities to collaborate with other users. These release notes and other release materials, including videos, are also available within each Community.

Customers: <https://www.stibosystems.com/online-community>

Partners: <https://www.stibosystems.com/partners/partner-community>

Installation Recipe

The baseline (and additional components) can be installed using these commands:

```
./spot --upgrade=step:11.2
```

For on-premise systems, refer to the SPOT Program documentation for more information, including how to use the SPOT `--upgrade` command to also find compatible components that can be added at the same time as the baseline patch (`--upgrade=all`) in the SPOT Program topic of the System Administration Guide found in Downloadable Documentation. For assistance, contact Stibo Systems Technical Services. For SaaS systems, contact your Stibo Systems account manager. For customers that have custom add-on components and/or if Stibo Systems Support is deploying your system upgrades and patches, submit an upgrade request via the Support Portal.

This document is intended for use by active Stibo Systems Enterprise Platform (STEP) users and partners and describes the above and other new functionality and improvements in greater detail. It does not serve as a replacement for the Online Help, which includes additional information on previously existing and new system functionality, as well as more detailed explanations and step-by-step instructions for use, when appropriate.

11.2 (2023.2) Upgrade Guide

Summary

There are many benefits to keeping your current system upgraded. And, remember that upgrades are made easy with SaaS!

- Get the latest and greatest to stay ahead of your competition
- Take advantage of new capabilities and enhancements to improve the user experience and increase both productivity and efficiency
- Stay current with releases for security, supportability, third-party application versions, latest industry standards, and more
- Support new business initiatives, which allows for opportunities to expand the use of the solution and increase business value
- Benefit from improved system performances

Customer action may be required. Before upgrading the platform and its add-on components, there are certain system changes that customers need to be aware of when moving to 11.2 (2023.2) from an earlier version. The list that follows may not be comprehensive; however, along with the full release note set, it provides a starting point for upgrade evaluation.

For on-prem deployed systems, it is always recommended to use the latest released version of SPOT (regardless of the current STEP version in use). If upgrading via the --upgrade command, using the latest SPOT version is required.

Details

Elasticsearch upgrade required prior to taking STEP 11.2 (2023.2)

Versions 8.6.2 and higher are now supported for Elasticsearch.

Important: Customer action is required for on-premise customers using Faceted Search / Elasticsearch. These customers must upgrade to Elasticsearch 8.6.2 prior to upgrading to 11.2 (2023.2). Faceted search will not work in 11.2 (2023.2) with older versions.

For SaaS customers, servers will automatically be upgraded to the newer version.

Refer to the Faceted Search Enhancements release note for other details around this update.

New component and properties required for Content Hub integrations

For customers using the Content Hub DAM integration functionality, changes are required to the configuration when updating to 11.2 to ensure continued operation.

An additional component called 'external-dam-adapter-v2' must be installed, and two properties must be amended:

- `ContentHub.WebUI.Enabled=true` must be amended to `ExternalDAMAdapter.WebUI.Enabled=false`
- `ContentHub.ClassificationID=[classification name]` must be amended to `ExternalDAMAdapter.ClassificationID=[classification name]`

Contact your Stibo Systems account manager for more information. For more information on integrations between STEP and the Content Hub DAM, refer to the Integration with Content Hub Dam topic.

Empty facets omitted from search results

Facets with *only* blank values will now be omitted from the search results. Previously, when searching on a list of facets, those with blank values would shift around on the list.

Refer to the Faceted Search Enhancements release note for more information.

New automatic stopping of long-running JavaScripts

The flexibility that JavaScript affords in STEP can mean that recommended practices are not always practiced (e.g., employing long running scripts), which can lead to diminished performance that is difficult to troubleshoot. To minimize or prevent performance issues caused by problematic business rules, long-running scripts are now detected and automatically stopped (with an appropriate exception written). This is enabled with a 15-minute deadline.

For more details about this change, refer to the General Enhancements and Changes release note.

TaskList Navigation Handler renamed Workflow Navigation Handler

The 'TaskList Navigation Handler' has been renamed to 'Workflow Navigation Handler.' Details can be found in the Data Exchange Enhancements and Changes release note in this set.

Scheduled Data Export to now exclude empty collection files

In Scheduled Data Export, empty collection files will no longer be delivered. If the user is using an empty collection file, as a way to monitor that a background process is running, then they need to handle this differently by using external systems to do the monitoring instead.

Details can be found in the Data Exchange Enhancements and Changes release note in this release note set

New option for Kafka to manage the topic offset for Kafka Receiver IIEPs

When enabled via a new 'Use Kafka to Manage Offset' parameter available for Kafka Receiver inbound integration endpoints (IIEPs), the Kafka offset management mechanism is used instead of the STEP-owned one.

When switching from having STEP manage the offset to having Kafka do it, upon invoking the IIEP, all messages that Kafka has available for a given topic will be re-fetched. This can be prevented on the Kafka side via customer action, by manually telling it what the offset should be for the IIEP consumer group. This information and concept is explained in online help.

Refer to the Data Exchange Enhancements and Changes release note for more details on this functionality.

STEP to PDX integration: JSON option deprecated with 2023.3 release

For STEP to PDX integrations, starting with the STEP 2023.3 release in September 2023, ONLY the new STEPXML outbound integration will be supported and the old JSON outbound integration will no longer be available. **Users of PDX, regardless of their STEP version, will be required to set up the new STEPXML outbound integration and disable the old JSON outbound integration by the time 2023.3 is released.** Existing customers on the JSON outbound integration must contact their Stibo Systems account or partner manager to discuss migration to the STEPXML outbound integration approach. For more information, refer to the Platform and Software Support Changes release note.

Support, platform, and system admin information

Baseline desupport information is as follows:

- In 2023, support for the 10.0 version ended May 1st and support for 10.1 ends December 1st.
- In 2024, the 10.2 release will be desupported May 1st.

Platform and Software Support information can be found in the 11.2 (2023.2) Platform Support and Software Support section. And, the latest changes included with this release can be found in Platform and Software Support Changes section of this release note set.

Online Help / documentation changes

With every release, documentation updates occur. In addition to documentation that was updated as part of 11.2 (2023.2) projects, the following documentation updates that users should be aware of when upgrading to 2023.2 are listed below:

- For customers who use the Accelerator for Retail solution, a new section has been added to the Data Management Accelerator for Retail enablement documentation that describes how STEP users can control PDX channels for product onboarding via STEP. To review this new documentation, refer to the Controlling the PDX Channel for Product Onboarding topic in the Data Management Accelerator for Retail documentation.
- Documentation was updated to remove information about unsupported versions and functionality. For unsupported platform versions, this includes the removal of the release and maintenance patch notes, which are still accessible via the Stibo Systems Support Portal within the Release Information dashboard. Product MDM for Automotive 10.0 release and maintenance patch notes were also removed and can be provided upon request.

Important: Prior to upgrade, customers should be aware of any maintenance patch updates that came out in earlier releases. The projects below were covered in the maintenance patch notes for 11.1, which can be accessed via the 11.1 Release section within the 11.1 Maintenance Patch Notes section of the documentation.

New features incorporated via 11.1 maintenance patches

Below is a list of new features or important announcements introduced / published within the 11.1 release cycle:

- Experian email robustness improvement (MP4)
- Impact to Certain JavaScript Business Rules (MP2 / MP3 / MP4) and in the General Enhancements and Changes release note for 11.2
- New asset push and publish support for image transparency (MP2)
- New JavaScript Barcode Generator (MP2) and in the General Enhancements and Changes release note for 11.2
- Updated Loqate Local engine (MP1)
- New healthchecks identify data inconsistencies for Cassandra (MP1)
- The Add Dialog in data container sorts the attributes as configured in the Headers parameter (MP1)
- Keep ended BGP processes (MP1)
- Proof View in Web UI expanded to include classifications and entities (MP1)

Customer MDM and Supplier MDM Enhancements

Summary

The following enhancements have been made to the Customer and Supplier Master Data Management solution with the 11.2 (2023.2) release. These updates are outlined below and described in the Details section that follows:

- A new **Address Typeahead** option allows integration with Loqate, Google Places, or other address search services to provide suggestions for validated addresses in Web UI. Validated addresses for individuals and businesses improve contact success via postal deliveries, save money on mass mailings, and increase data deduplication efforts.
- **Find Similar** is added as a governance feature on a Node Details screen, which enforces that no duplicates are created during an initiation workflow.
- A new **business condition type called 'NOT'** has been created that inverts the result of another business condition so that 'true' becomes 'false' and 'false' becomes 'true'. This new condition gives business rule writers additional flexibility when creating complex business rules.
- The **'TaskList Navigation Handler'** has been renamed to 'Workflow Navigation Handler' and now, on submit, it enables users to follow the task to the next state in the workflow.
- The **REST versions of the Match & Merge Web Service and the Find Similar Web Service** have been optimized for better performance. Additionally, the error handling in the Match & Merge Web Service has been improved.

Details

Address Typeahead in Web UI

In the Web UI, the new Address Typeahead functionality allows typeahead search for verified address data as provided by integration with Loqate, Google Places, or other address search services. This improves the efficiency and accuracy of typing in address information and the verified address data improves delivery of mail pieces and deduplication efforts.

A subscription with an address search service and a one-time configuration in STEP results in the address search functionality displaying for selected address attributes identified in the Address Component Model. Typing at least two characters of an address retrieves the top 10 potential matches from the external service. The user can select a general address from the dropdown menu that displays, or can click the arrow (>) next to a dropdown menu item to select from an extended list of specific house number addresses.

Entity Root ▶ Contact Persons

Candace Blair

815254 • 3.2 • Last edited by Kino on March 1, 2023 at 9:34:23 AM UTC-5

Customer Contact Address Details

Address Search	<input type="text" value="Type to search for suggestions"/>	
Street	<input type="text" value="Baker Street, London"/> <ul style="list-style-type: none"> Baker Street, London Baker Street, London - 702 	<input type="text" value="Baker Street, London"/> <ul style="list-style-type: none"> Flat 159, Chiltern Court, Baker Street, London, NW1 5SS Flat 68, Chiltern Court, Baker Street, London, NW1 5SQ Flat 69, Chiltern Court, Baker Street, London, NW1 5SQ Flat 71, Chiltern Court, Baker Street, London, NW1 5SQ Flat 108, Chiltern Court, Baker Street, London, NW1 5SR Flat 109, Chiltern Court, Baker Street, London, NW1 5SR Flat 110, Chiltern Court, Baker Street, London, NW1 5SR
City	<input type="text" value="London Beatles Store, 231-233, Baker Street, London, NW1 6XE"/>	
Zip	<input type="text" value="London Tokyo Property Service Ltd, 115 Baker Street, London, W1U 6RT"/>	
Country	<input type="text" value="London Transport, 210-212, Baker Street, London, NW1 5RT"/>	

Address Typeahead is available on systems that have the Address Validation Service commercial license enabled.

For details on the new functionality and configuration, refer to the Address Typeahead topic in the Web User Interfaces documentation.

Find Similar as a governance feature

With release 11.2 (2023.2), Find Similar is added as a governance feature on a Node Details screen, which enforces that no duplicates are created during an initiation workflow. This also allows bypassing the Initiate screen when creating new objects and enables the use of data containers during the Find Similar process.

The workflow will prevent the creation of duplicates by not allowing the tasks to transition before any Potential Duplicates have been resolved.

For more information, refer to the Find Similar in Workflows topic in the Matching, Linking, and Merging documentation.

New business condition type called 'NOT'

The new business condition type 'NOT' enables users to invert the result of another condition, giving business rule writers additional flexibility when creating complex business rules. For more details, refer to the General Enhancements and Changes release note.

Improved and renamed Navigation Handler

With the navigation handler 'Workflow Navigation Handler' users can now configure a screen navigation that allows them to follow a task through the configured states in a workflow. For more details, refer to the General Enhancements and Changes release note.

Match & Merge Web Service and Find Similar Web Service Performance Optimization

The REST version of the Match & Merge Web Service has been optimized for better performance with small requests. The response time has been reduced, and the maximum possible throughput has been increased.

Note: Parallel processing of multiple records in the same request has been deprecated, so records in the same request will now always be handled sequentially. For customers upgrading from a previous version and with existing configurations of a parallel degree higher than 2, this can be re-enabled. Contact your Stibo Systems account manager or Stibo Systems support.

Additionally, the error handling in the Match & Merge Web Service has been improved, so when a single entity in a request fails, it does not fail for any other entities in the same request.

The REST version of the Find Similar Web Service has been optimized for better performance.

For more information, refer to the **Web Service Endpoints** topic in the **Data Exchange** documentation.

Data Exchange Enhancements and Changes

Summary

The following enhancements to STEP's data exchange functionality have been made as part of the 11.2 (2023.2) release. These updates are outlined below and described in the Details section that follows:

- The Import Manager and IIEPs now include an out-of-the-box **Generic JSON format** for imports. Users can import a JSON file structure including mapping and transformations as needed.
- Data Sufficiency Messages and Calculation Dates can now be exported in **human-readable format in Excel and CSV**, allowing these messages and calculation dates usable for external analysis and communication with users outside of STEP.
- Logging information is now available in the Performance Analysis Tools for EPs and OIEPs running in **Efficient Mode** to help STEP admins determine how much time is spent analyzing and removing duplicate events. The information is useful in determining which mode is best to use for different use cases.
- Support for **inbound mTLS** is now available on SaaS environments. Using mTLS provides another level of security for system protection, ensuring that traffic is secure and trusted in both directions.
- The option to have **Kafka manage the topic offset** for Kafka Receiver IIEPs is now available. Now, Kafka will be aware of which messages have been consumed.
- Collections used in **Scheduled Data Export** will no longer deliver an empty file.
- **Configured PDX Channels** can now be set up by customers, partners, and consultants, eliminating the need for custom development by the PDX team. This speeds up the process and also increases retailers' business agility with a deployment that is adaptable to their changing needs.
- The **ECLASS Advanced solution** has been expanded to include an easy setup, importing and exporting of ECLASS Advanced data in BMEcat 2005.1 format, and JavaScript and workbench actions.
- The importing and exporting of ECLASS Advanced data in **BMEcat 2005.1 format** has been added to support the industry standards capabilities.
- SaaS customers can utilize Stibo Systems GDSN Receiver securely with an **AS2 connection**, and a new GDSN Receiver version is available.
- A new **Data Onboarding** solution simplifies data exchange between different data models or STEP objects.

Refer to the Web UI Enhancements and Changes release note for additional 11.2 (2023.2) information regarding Web UI-specific components / functionality. Also, check the 'Bugfixes' section of the Miscellaneous Bugfixes topic for specific fixes related to Data Exchange.

Details

Generic JSON out-of-the-box import option

In release 11.0, the Generic JSON format was introduced for export via the Export Manager and outbound integration endpoints (OIEPs). Now, the Generic JSON format is supported for imports via the Import Manager and inbound integration endpoints (IIEPs). This new functionality significantly simplifies the work for STEP administrators and enterprise architects as they can now import data in JSON format without requiring scripting, extensions, or other complex configurations. Additionally, having out-of-the-box solutions for Generic JSON import and export helps simplify the integration landscape via the exchange of data in the same format throughout the customer ecosystem and with external data trading partners.

Existing methods of importing data in JSON format are still available to support non-standard use cases, but customers should attempt to use the out-of-the-box format whenever possible to reduce extensions, experience smoother upgrades, and optimize inbound performance.

Select Format

Format: Generic JSON

Converter for a generic JSON format described by a template

Sample

```

{
  "Customers": [
    {
      "[?Instruction?]" : "[?Record?]",
      "ID": "[?Source?]",
      "Name": "[?Source FullName]",
      "Status": "[?Source CustomerStatus]",
      "Emails": [
        {
          "EmailAddress": "[?MultiSource?]",
          "Type": "[?MultiSource?]",
          "Unsubscribe": "[?MultiSource?]"
        }
      ],
      "PhoneNumbers": [
        {
          "AreaCode": "[?MultiSource?]",
          "PhoneNumber": "[?MultiSource?]",
          "Type": "[?MultiSource?]"
        }
      ]
    }
  ]
}

```

Conversion Preview:

ID	FullName	CustomerStatus	EmailAddress	Type	Unsubscribe	AreaCode	PhoneNumber	Type(2)
EXT-4500-01	John Smith	Active	john.smith@stibosystems.com;john.smit...	Work;Personal;Other	false;false>true	555;555	4567890;3239897	Work;Mobile

The new Generic JSON documentation includes examples of input files, templates, and the resulting new objects in STEP. Refer to the Generic JSON Inbound Processing Instructions topic in the Data Exchange documentation.

Data Sufficiency error messages now exportable in human-readable format

The exported data of Data Sufficiency messages and calculation dates are now available in human-readable format in Excel and CSV. Sufficiency calculation dates and error messages are stored in an encoded format, which is decoded for display in the Sufficiency Panel in the Web UI. This information is usable for external analysis and communication with users outside of STEP.

This supports users who are correcting data on a product-by-product level in the Web UI, but does not support cases where external management or analysis of the data is desired. For example, to review errors across a set of products in bulk and import data changes accordingly, or to perform further analysis to identify repeating or frequent problem areas.

To address these cases, two new transformations are available in the export mapper that transform the date and time information from epoch to ISO format and one that decodes the sufficiency messages, allowing the data to be extracted in human readable format in both Excel and CSV during export.

For more information, refer to the Sufficiency Configuration Type topic in the Data Governance documentation and Attribute Transformations topic in the System Setup documentation.

Logging added to help determine the best Event Mode for EPs and OIEPs

In the Performance Analysis Tool Activity tree, logging has been added for the time spent deduplicating events when an event processor (EP) or outbound integration endpoint (OIEP) is configured with the Efficient Event Mode. Using this information, customers can make data-driven decisions regarding which is the best mode to use (Efficient or Detailed), as the decision is highly dependent on the underlying use case and overall expected throughput. In some cases the time it takes to complete the deduplication of events outweighs the potential performance gains in processing, while in other cases the processing itself is the bottleneck. Therefore, being able to compare the time spent deduplicating against the overall run time supports administrators in selecting the setting that will lead to the most optimal performance for their particular scenario.

For more information regarding OIEP setup and configuration, refer to these topics in the Outbound Integration Endpoints section of the Data Exchange documentation:

- Creating an Event-Based Outbound Integration Endpoint
- OIEP - Event-Based - Manual Configuration

For more information on configuring an EP, refer to the EP - Event Processor Tab topic in the Event Processor section of the System Setup documentation.

New SaaS inbound mTLS authentication capabilities

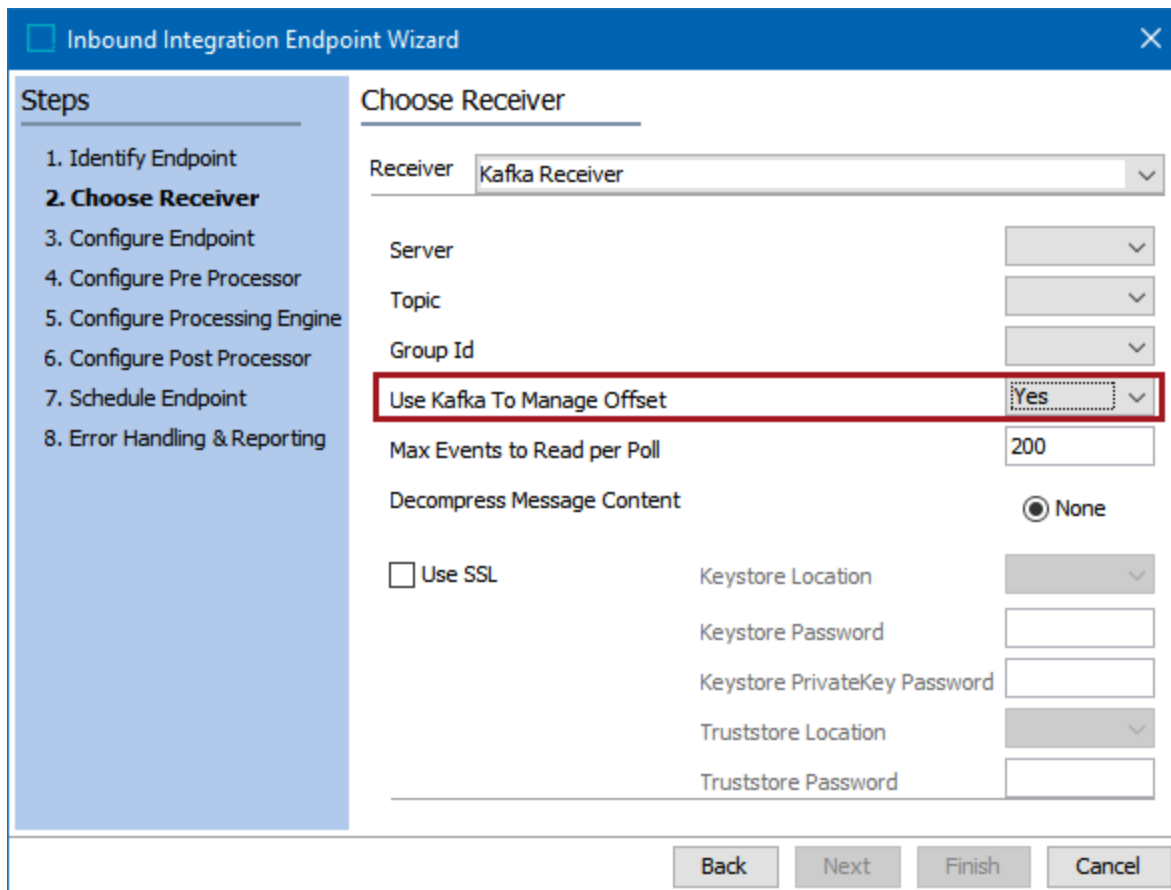
TLS (Transport Layer Security) is a well-established one-way security protocol, and mTLS (Mutual TLS) is the two-way version that requires both parties involved in the communication (server and client) to authenticate each other. To continue to support the latest security and authentication protocols, mTLS for inbound data is now available for SaaS environments via GraphQL, SOAP, RESTv2, and RESTv1.

'Inbound' refers to requests made externally from STEP by another system. The existing options relevant for mTLS authentication are S3 / Azure Cloud Blob Storage and Kafka. Additionally, like the outbound mTLS solution, multiple certificates and/or keystores can be defined and individually selected.

For more information on mTLS, refer to the Mutual Transport Layer Security topic in the Data Exchange documentation.

New option for Kafka to manage the topic offset for Kafka Receiver IIEPs

When enabled via a new 'Use Kafka to Manage Offset' parameter available for Kafka Receiver inbound integration endpoints (IIEPs), the Kafka offset management mechanism is used instead of the STEP-owned one. This means that STEP commits the offset back to Kafka as soon as the message is read by STEP, although reading the message does not necessarily equate to successfully processing it. However, committing the offset when read makes it easier to manage the overall throughput, and when combined with the retention period setting in Kafka, can determine when messages can be purged in Kafka. Previously, the offset was managed completely in STEP with no commits done to Kafka.



The screenshot shows the 'Inbound Integration Endpoint Wizard' dialog box, specifically the 'Choose Receiver' step. The 'Receiver' dropdown is set to 'Kafka Receiver'. The 'Use Kafka To Manage Offset' checkbox is checked and highlighted with a red box. Other settings include 'Max Events to Read per Poll' set to 200 and 'Decompress Message Content' set to 'None'. There are also fields for 'Use SSL', 'Keystore Location', 'Keystore Password', 'Keystore PrivateKey Password', 'Truststore Location', and 'Truststore Password'.

When switching from having STEP manage the offset to having Kafka do it, upon invoking the IIEP, all messages that Kafka has available for a given topic will be re-fetched. This can be prevented on the Kafka side via manual intervention that is described in online help.

For more information, refer to the Kafka Receiver topic and the Kafka Delivery Method topic, both in the Data Exchange documentation.

Exclude empty files generated from a collection via the Scheduled Data Export

For the Scheduled Data Export, when the export is based on a collection and the collection is set to refresh at each run, empty collection files will no longer be delivered. If the user is using an empty collection file as a way to monitor the status of the background process, then they need to handle this differently by using external systems to do the monitoring instead.

Previously, when a scheduled export (from Export Manager) was based on a collection, and the collection was set to refresh at each run. If the refreshed collection was empty, a file was still produced but it was empty (i.e., with no content). This was confusing for end users as the typical use case for a collection-driven scheduled export is to export a set of objects needing action, such as all products in a specific workflow state, or all objects with a particular attribute value (such as an upcoming publishing or expiration date). End users receiving an empty file were therefore distracted when no action was needed and/or were confused as to whether the export had failed or if the empty content was accurate. Further, it was inconsistent with the behavior in outbound integration endpoints where an empty file would not be sent as a result of a refreshed empty collection.

Non delivery of the empty files is consistent with other export methods, including outbound integration endpoints (OIEPs). This streamlines the process for end users by preventing confusion, improving productivity, and creating a consistent experience across exports.

For more information, refer to the Scheduling a Data Export topic in the Export Manager documentation and Monitoring an OIEP via External Systems in the Export Manager documentation.

New feature to set up PDX Onboarding channels in STEP

A new PDX Onboarding Channel Configurator solution has been introduced in STEP, enabling users to create PDX Onboarding channel configurations. This feature aims to simplify the PDX channel creation and its management in the Web UI, making it possible for more STEP implementations to quickly adopt PDX as the vendor facing product data onboarding solution.

With the new PDX Onboarding Channel Configurator component, which is designed to be standardized and driven by user input, retailers and their customers will benefit from an exclusive channel management solution. Implementing this new feature in the Web UI will allow customers to experience a more straightforward adoption process, faster implementation, and a quicker realization of its value. In order to take advantage of the PDX Onboarding Channel Configurator for PDX channel creation, some prerequisites must be in place: It is recommended that a discovery / data model analysis is completed before implementing this component as adjustments may be required for the setup process.

This new feature will significantly improve the ability to easily create onboarding channels, providing a more efficient solution for implementing and maintaining an onboarding channel within the STEP system.

Using the functionality requires the enablement of the Product Data Exchange Syndication commercial license.

Note: The PDX Onboarding Channel Configurator is compatible with STEP versions 10.3, 11.0, 11.1, and 11.2.

For more information, refer to the PDX Onboarding Channel Configurator topic.

Expanded ECLASS Advanced industry standard solution

The Product Master Data Management (Product MDM) solution has recently expanded its functionality by including support for the ECLASS Advanced Industry Standard. This means that users can now easily import ECLASS Advanced files such as the ECLASS Unit, ECLASS Dictionary and BMECAT 2005.1 files into the system.

To use this functionality, it is necessary to have the ECLASS ADVANCED commercial license enabled. This functionality has also been backported to eclass-component-model component versions that are compatible with the last maintenance patches for STEP 11.1 and 10.3. Existing customers are advised to reach out to Stibo Systems Support prior to upgrading to newer versions.

The Easy Set-up action can automatically create the ECLASS Advanced data model, Inbound Integration Endpoints that facilitate the import of Unit, Dictionary, and BMEcat data, import widgets, and standard users for importing. This makes the process of importing and exporting ECLASS Advanced data much simpler and more efficient for business users who are responsible for managing product data in the system.

New importing / exporting of BMEcat 2005.1 industry standard data

It is now possible to import and export BMEcat 2005.1 industry standard data in the STEP system. BMEcat 2005.1 is a format designed specifically for the transport of ECLASS Advanced data, and therefore the importer for BMEcat 2005.1 can only be used in conjunction with ECLASS Advanced. To use this functionality, it is necessary to have the ECLASS ADVANCED commercial license enabled.

It is important to note that BMEcat data corresponds to certain ECLASS Advanced version(s) and it is necessary that the corresponding ECLASS Advanced version has been imported before the BMEcat data import takes place.

Additional industry standard updates

Additional industry standard support includes:

- With 11.2, SaaS customers can utilize our GDSN Receiver securely with an AS2 connection.
- The GS1 Maintenance Release 3.1.23 (May 2023) for the STEP GDSN Receiver solution is available. Read the release notes before importing the files. They can be found on the Release Information dashboard of the Stibo Systems Support Portal. This is a Stibo Systems product release for GDSN Receiver. The GS1 maintenance release is on May 20, 2023.

New Data Onboarding solution

Industries have varying data exchange standards, and STEP facilitates the import and export of files in multiple industry standards. However, each standard has a distinct data model for storing and handling data. Organizing products across different standards and data models can be challenging when dealing with imported files from multiple standards.

The Data Onboarding solution offers a valuable tool for simplifying data exchange between different data models or STEP objects, leading to greater efficiency in data maintenance within the STEP system. This solution optimizes the process of importing supplier data and mapping it into standard and proprietary data models. With the Mapper functionality, users can effortlessly move data, such as ID, name, and attribute values, between STEP objects, significantly reducing the configuration process's complexity. Data mapping can be executed via business rules or background processes, providing users with greater flexibility in managing their data.

To optimize the user experience of the Data Onboarding solution, it features several Web UI components such as the Comparison screen, Stacked mapper action, and Onboarding action. Previously, this solution was integrated as an embedded component in the PMDM for Automotive STEP instance, and now it has been enhanced to support all industry standards.

The functionality requires the enablement of the Onboarding Mapper license / component.

Faceted Search Enhancements

Summary

The following enhancements to STEP's faceted-search functionality have been made as part of the 11.2 (2023.2) release and are described in the Details section:

- Elasticsearch **version support update**, which includes improvements to the integration code. **On-premise customers will need to take action to perform a server update before upgrading to 11.2 (2023.2).**
- **STEPXML export is now used to fetch data** in bulk directly from STEP when publishing to Elasticsearch, allowing for faster publishing.
- Facets with *only* blank values are now omitted from search results so that only **relevant facets will display**.

Details

Elasticsearch version support update with required upgrade

STEP now supports Elasticsearch version 8.6.2 and higher. Improvements made in this version will make it easier to maintain for future enhancements.

Important: On-premise customers must upgrade to version 8.6.2 prior to installing 11.2 (2023.2) in order to continue using the Elasticsearch solution. The solution will not work with older versions. For SaaS customers, this upgrade is done automatically.

For more information, refer to the Initial Setup for Elasticsearch topic in the Web User Interfaces documentation and the Upgrade Guide in the 11.2 (2023.2) release note set.

Elasticsearch publishing performance improvement

STEPXML export is now used to fetch nodes in bulk when publishing to Elasticsearch, allowing for faster publishing to Elasticsearch. By increasing publishing speeds between STEP and Elasticsearch, you will be able to utilize the search solution to its fullest potential, while continuing to increase data volumes without experiencing delays.

Updated search display for empty facets

Any time a user searches on a list of facets, those facets with *only* blank values (i.e., the whole data set does not have any value) will now be omitted. This keeps the list consistent and limits the results to relevant facets only.

For more information about Faceted Search, refer to the Search Screen Search Configuration topic in the Web User Interfaces documentation.

Web UI Enhancements and Changes

Summary

The following enhancements and changes have been made to the Web User Interface:

- In the Web UI, custom messages can be configured for the Mandatory and Read Only **Data Validation** bind options. Custom messages can be used to alert users to the requirements for successful data enrichment. Additionally, data validation configuration is simplified via the Global Representation List parameter, allowing administrators to configure one validation rule that applies to all Web UI screens that include the relevant attribute or reference.
- In the Web UI, complex data (e.g., data containers, references and their metadata) can be mapped and exported in a user-friendly format without utilizing saved configurations using multiple mapping options via the **Custom Export Action**.
- A new configuration parameter called 'Default for Export Objects' is added to the Custom Export Action properties, giving admins the ability to determine how objects are exported by default.
- In the Web UI, multi-select is available when selecting attributes and attribute groups for the **User Configurable Views**, providing a more streamlined process for users.
- **Initiating business actions** is now available from the toolbar on the Globally Configured Multi Edit Data Container editor in the Web UI, allowing users to select individual data container instances to execute the action on and making the user experience consistent with other table-based editors.
- Visual indicators have been added to denote which **data containers** are inherited when using the Globally Configured Multi Edit Data Container, providing users with a more consistent and predictable experience.
- The new, intuitive **web-based user interface** is available to select early adopters.

Details

Custom messages in Data Validation binds and global configuration

The Mandatory and Read Only binds have been expanded to enable display of custom messages on relevant attributes and references without using a Data Issues Report bind. Configured in workbench, messages set up with these binds can help explain to Web UI users why a given attribute or reference has been designated as mandatory or read-only. Importantly, these messages do not override Data Issues Report messages that must also be displayed to the user. The Data Issues error and/or warning messages display first, followed by messages configured with the Mandatory and Read Only binds.

Organization Details	
Legal Name	Acme Inc Special Branch
* Region	Europe
Categorization	
* Industry	<div style="border: 2px solid red; padding: 5px;"> <div style="border: 1px solid red; height: 20px; width: 100%;"></div> <p>! Europe Region requires Industry</p> </div>
Market Code	<div style="border: 2px solid red; padding: 5px;"> Materials <p>i Market Code is Read Only for Europe Region</p> </div>
* Ownership	Owned by 3400/UK

Additionally, while the previous data validation configuration has not changed, the Data Validation business condition can now be applied to the Web UI globally via the Global Representation List with the new 'Globally Configured Data Validations' component. Objects added to the Triggering Data Type parameter run the business condition regardless of the Web UI screen. This eliminates the need to add a validating business condition to each screen that needs it, saving administrators time to focus on other tasks.

For more information, refer to the Data Validation in Web UI topic in the Web User Interfaces documentation, and the Data Validation Binds topic in the Resource Materials documentation.

New options for mapping and exporting complex data using Custom Export Action

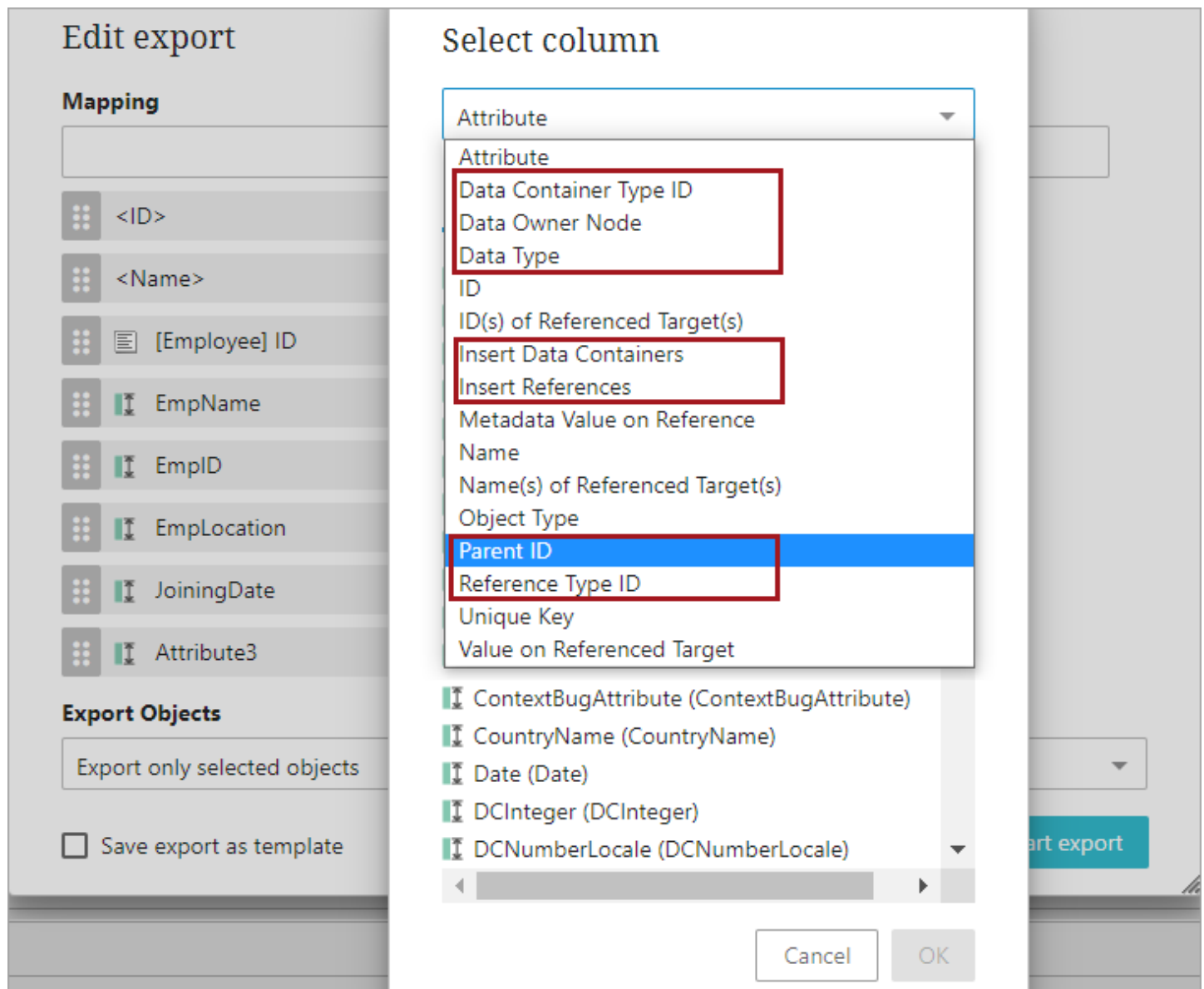
In the Web UI, the Custom Export Action now enables users to export complex data—which is defined as repeating multi-point data often modeled with references and metadata or data containers—so that each data point is given its own row in the exported Excel and CSV file. With the 11.1 release, this kind of export was made possible by enabling admin users to create an export configuration in the workbench and then implement that configuration for use in the Web UI.

With this release, the Web UI now enables end users to easily export complex data without the need for export configurations. Users can now select from seven new headers when mapping columns in the Custom Export component. The new headers are:

- Parent ID
- Data Type

- Data Owner Node
- Reference Type ID
- Data Container Type ID
- Insert References
- Insert Data Containers

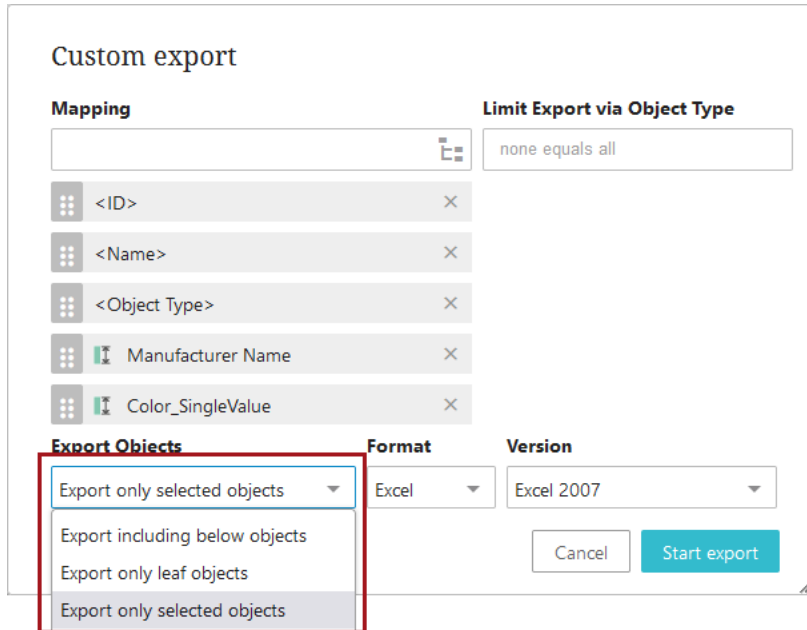
When mapped into columns using the Custom Export component, these new headers help ensure that salespersons, product managers, and suppliers can create ad hoc reports in a user-friendly format that allows recipients to easily and correctly associate data container instances with their values, or references with their corresponding metadata.



For more information, refer to the Custom Export Action topic in the Web User Interfaces documentation.

New selectable default for exported objects in the Custom Export Action

In the Web UI, a new configuration parameter called 'Default for Export Objects' is now available for the Custom Export Action component. The new parameter allows administrators to select which export option will be the default for the Export Objects field in the Custom Export editor dialog.



The screenshot shows the 'Custom export' dialog box. It has several sections:

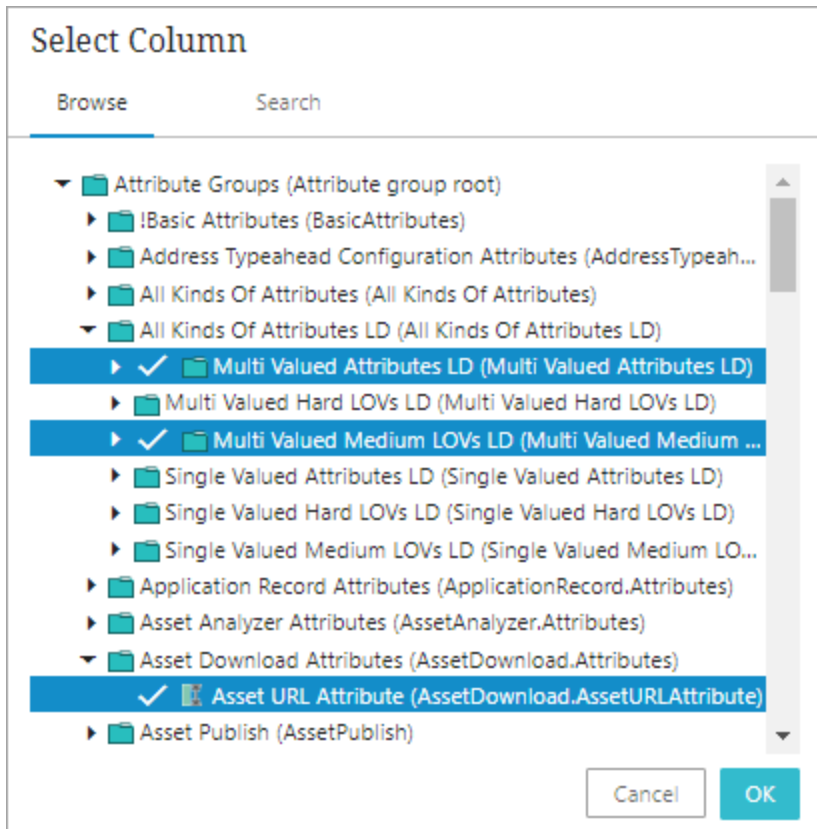
- Mapping:** A list of attributes to be exported, including <ID>, <Name>, <Object Type>, Manufacturer Name, and Color_SingleValue.
- Limit Export via Object Type:** A text input field containing 'none equals all'.
- Export Objects:** A dropdown menu with four options: 'Export only selected objects' (selected and highlighted with a red box), 'Export including below objects', 'Export only leaf objects', and 'Export only selected objects'.
- Format:** A dropdown menu set to 'Excel'.
- Version:** A dropdown menu set to 'Excel 2007'.
- Buttons:** 'Cancel' and 'Start export' buttons.

Based on which of the available three options-- 'Export including below objects', 'Export only leaf objects', and 'Export only selected objects' -- is selected for the 'Default for Export Objects' parameter, that export type option will be the default for that instance of the Custom Export Action. Previously, the default was set to 'Export including below objects' which could result in larger exports than expected. The new default is 'Export only selected objects'. This default will be implemented if no option is set for the 'Default for Export Objects'.

For more information, refer to the Custom Export Action topic in the Web User Interfaces documentation.

Multi selection of attributes / attribute groups available for User Configurable Views

When configuring User Configurable Views in the Web UI, users can now multi-select attributes and attributes groups when adding or editing new views using the Apply View toolbar action. Previously, users could only add one attribute or attribute group at a time; when the user attempted to multi-select attributes and / or attribute groups, the OK button was disabled and an error message was shown.



For more information, refer to the User Configurable Views topic in the Web User Interfaces documentation.

Initiating business actions available in data container Multi Edit Table View

Admins configuring data containers using the Globally Configured Multi Edit Data Container editor in the Web UI can now add the Initiate Business Action as a toolbar action. This toolbar action gives data stewards more granular control over their data container information by allowing users to select individual data container instances to execute a given business action on, providing a clearer and more consistent user experience.

Previously, it was possible to run a business action against all instances of a data container type via an action button configured at the bottom of the screen, but this could cause confusion as it was not always clear to users (e.g., product managers and content editors) which data container the action was being applied to. Now users can apply specific business actions directly to the desired data container table.

Add Component

- Add Data Container Action
- Delete From Grid Action
- Duplicate Data Container Action
- Hide Equal
- Initiate Business Action
- Mark Different
- Menu Group
- Show Revision History Action

A toolbar action component to initiate a business action.

Filter

Show deprecated components

For more information, refer to the Globally Configured Multi Edit Data Container topic in the Web User Interfaces documentation

Inherited data containers now identifiable in the Globally Configured Multi Edit Data Container component

The Globally Configured Multi Edit Data Container in the Web UI now clearly displays whether a data container is inherited or not. This is accomplished via a red or green arrow displaying on the row: green when inherited from a parent, and red when inherited from a context. Inherited data containers will appear as read-only, meaning the user can only edit the data container by adding a local data container instance or by editing at the parental level, which preserves the integrity of the inherited data.

Previously, inherited data containers configured using the Globally Configured Multi Edit Data Container would not show as read-only, giving users the impression that the inherited data container could be edited. This change provides users with a clearer display of inherited data containers, enabling a more streamlined and consistent user experience, and ensures that users do not unknowingly update an inherited instance.

	ID	EmpID	EmpName	*EmpLocation	SingleReference	*JoiningDate	Ranking
↶	29897	P201	Tina	INDIA	EMP Excel 1	06-May-2020	45
↶	29899	P409	George	GERMANY	EMP Excel 3	10-Mar-2021	26
↶	29901	P114	David	USA	EMP Excel 4	14-Oct-2019	66
↶	29903	P786	Gracy	UK	EMP Excel 2	01-Feb-2022	52

For more information, refer to the Globally Configured Multi Edit Data Container topic in the Web User Interfaces documentation

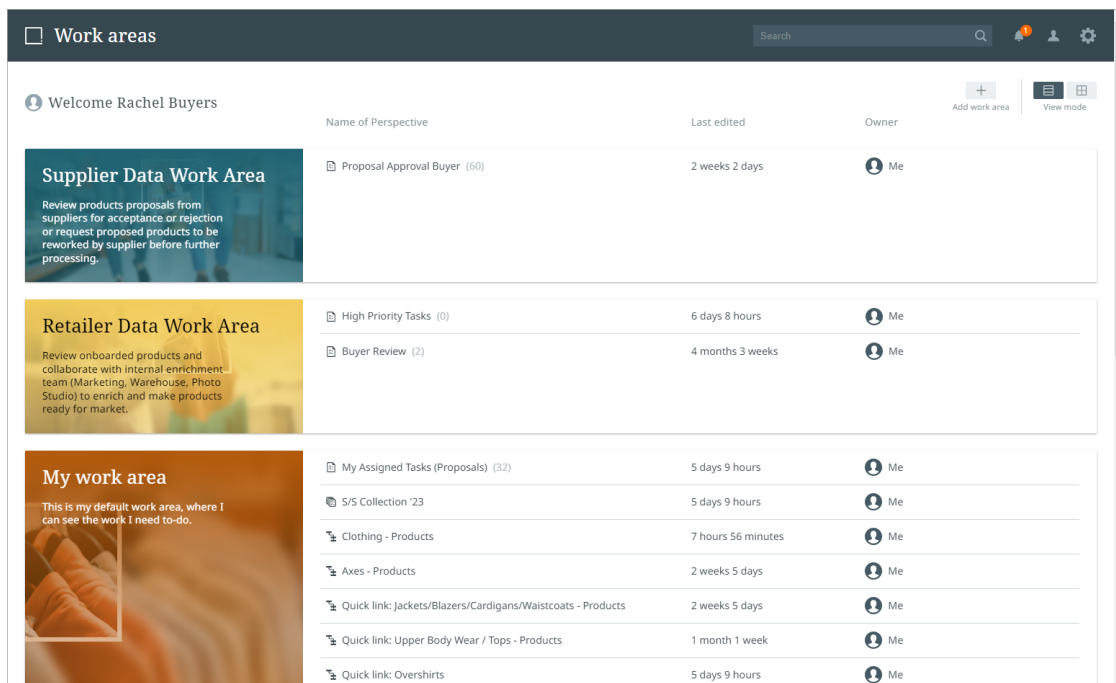
New user interface designed to provide an intuitive user journey

The new Instrument user interface (UI) is designed to provide an intuitive user journey and is now available for select implementations.

Supporting our productized solution for the retail industry and, ultimately, strengthening our offerings to all our core verticals, the Instrument UI provides users a modern and intuitive user interface (UI) and user experience (UX) to utilizing STEP Accelerator-based solutions.

Instrument is a user-driven UI that is standardized and scalable—with few configurations required. Customers using Instrument will find it easier to adopt, faster to implement, and will realize a faster time to value. With this initial release, Accelerator for Retail will be the first product delivered with Instrument.

For Web UI users, it is important to note that Web UI continues to be available and supported. Web UI and Instrument are currently addressing different journeys.



The Instrument UI is in ramp-up status and will be rolled out gradually. It will initially be enabled only for specific early-adopter deployments. To learn more about the ramp-up phase / status, refer to the License and Component Lifecycle in the System Release and Patch Notes section of online help.

General Enhancements and Changes

Summary

The following enhancements and changes have been made as part of the 11.2 (2023.2) release. These are outlined below and described in the Details section that follows:

- A new **healthcheck** is available to identify business rules that run too long and potentially create performance issues. By default, healthcheck issues of this type are registered after five (5) minutes and automatically stop rules running longer than 15 minutes. This enables administrators to proactively improve performance and reduce downtime.
- EAN, ITF, or UPC barcodes and QR codes can be generated via the '**Barcode generator**' JavaScript bind. Adding a barcode to products can make product onboarding easier for customers.
- An update to the public API with the '**Asynchronous translation**' component is available to customers and partners that makes it easier to code asynchronous translation services.
- The **SaaS Self-Service UI** now includes several new features such as upgrading STEP environments to a new feature release, creation of a time-limited release preview sandbox and support for using EdDSA-ed25519 keys for SFTP authentication.
- A new **image conversion microservice** that allows customers to handle their image conversion workloads outside of STEP is in the ramp-up phase.
- A new method (getCurrentTranslationStatus), added to the STEP Scripting and Extension APIs, **reads the translation status of an object via business rules** considering both its context and workspaces. This allows business processes to detect and react to translation statuses to, for example, export data to other systems or to assess translation status as part of sufficiency scoring.
- A warning dialog now ensures the **Business Rule Editor** dialog does not accidentally close (e.g., when a user hits Cancel or the Esc key) without saving the changes. This provides better experience while working with business rules.
- **New DaaS initiatives**, including event messaging and query by attribute value, better serve customers using the DaaS offering.
- A new **business condition type called 'NOT'** has been created that inverts the result of another business condition so that 'true' becomes 'false' and 'false' becomes 'true'. This new condition gives business rule writers additional flexibility when creating complex business rules.
- The '**TaskList Navigation Handler**' has been renamed to 'Workflow Navigation Handler' and now, on submit, it enables users to follow the task to the next state in the workflow.

Details

New healthcheck identifies business rule performance issues and stops long-running rules

In order to minimize or prevent performance issues caused by problematic business rules, long-running scripts are now detected, automatically stopped, and logged with an exception. This will help to ensure that systems are reliably available and performing optimally, thus reducing delays and frustration.

The new 'Business rule execution time too long' healthcheck identifies business rules that should be reviewed. By default, business rules are reported as a warning if they run longer than five (5) minutes and are stopped and reported as an error if they run longer than 15 minutes. The healthcheck runs on schedule to alert admins or developers of business rules that may combine many operations into one rule, call external services with slow response times, access many objects, or access objects with many revisions. The identified business rules should be rewritten and/or the involved objects should be modified to eliminate performance issues.

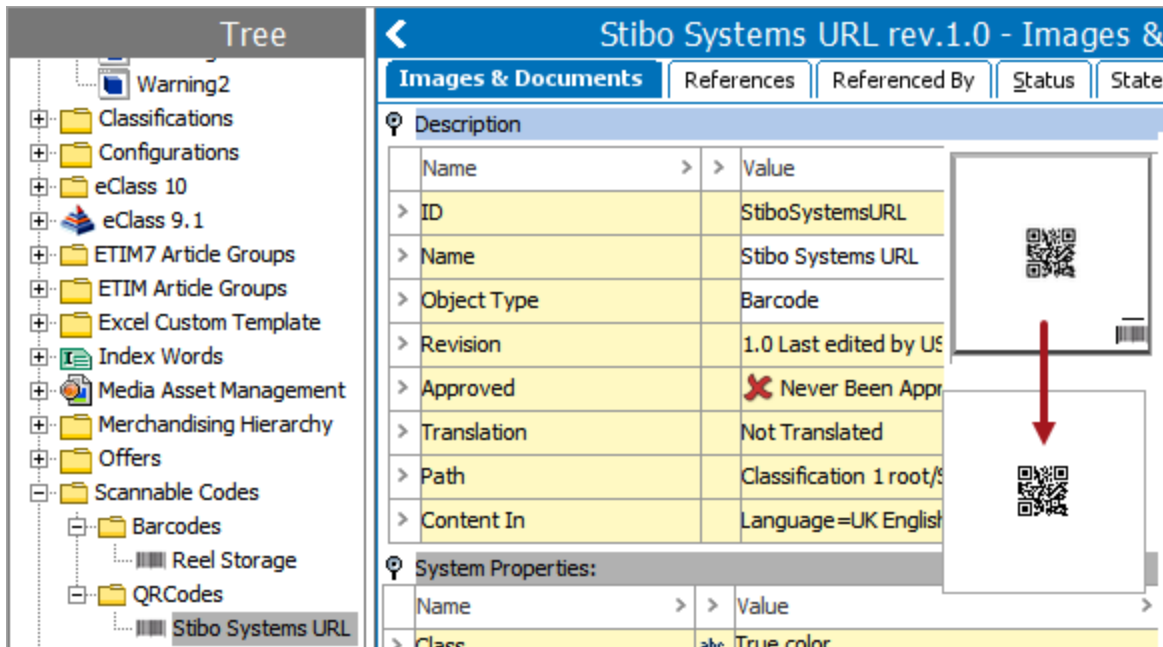
Name	Category	Issues	Severity	Status	Completed
Business rule execution time too long	Performance	3	High	Succeeded	27/02/2023, 13:41:52

The healthcheck is available in the Admin Portal on the Healthcheck tab and also from the STEP Performance Analysis link on your system's Start Page. For more information refer to the Healthcheck Test Index topic in the Administration Portal documentation.

New JavaScript barcode / QR code generator

The new 'Barcode generator' JavaScript bind can generate one-dimensional EAN, ITF, or UPC barcodes, as well as two-dimensional QR codes. With 11.1-MP2, it was made possible to generate these codes via JavaScript, rather than requiring a custom extension, and the capability was added to the baseline for all future releases.

Images are generated completely in STEP (for security, no external services are used), and each generated image is saved as the specified asset object type (for example, using an object type of 'barcode'). Using existing JavaScript capabilities allows a business action to be run as part of a workflow or an approval that reads the relevant data from the product, creates the necessary code as an asset, and links that asset to the product. This is expected to streamline the product onboarding process for Product Managers and the like who must ensure that a barcode is in place prior to approval of a product.



To make the barcode available for use with a product, setup is required to create a reference from the barcode asset to the applicable product. The additional setup can be implemented via JavaScript or using standard functionality available in STEP. For more information, refer to the Barcode Generator Bind topic within the Resource Materials online help.

New Asynchronous Translation component public API update

The 'Asynchronous Translation' component has been added to the public API. This will make it easier for partners and customers to code an asynchronous translation service. Previously, partners and customers would need to code methods for finding the products that need translation, finding the attributes, finding the languages, setting the translation status. These methods are now available as part of the public API.

For more details, refer to the STEP API Documentation available at [system]/sdk or accessible from the system Start Page.

SaaS Self-Service UI improvements

The following new features have been added to the SaaS Self-Service UI that enable SaaS customers further to maintain their STEP environments without requiring any involvement of Stibo Systems support:

- Until now, customers could only upgrade their STEP environments to a new maintenance patch release from the Self-Service UI, this limitation has now been removed and upgrades to new feature releases are also supported.
- Customers can now create a time-limited Release Preview Sandbox to try out the latest STEP feature release without having to upgrade any of their existing environments. The Release Preview Sandbox is free of charge, fully functional, and is automatically decommissioned after a period of seven (7) days.

- The use of EdDSA-ed25519 keys for SFTP authentication is now supported for Stibo Systems SaaS environments and customers can configure these public keys themselves in their SaaS Self-Service UI. This new key algorithm improves security and performance over using the RSA key algorithm that was available already.
- The environment Refresh Configuration tab has been extended with the ability to upload files. This provides further flexibility for customers in the process of refreshing their Sandbox environments and also provides the ability to reset these environments to 'vanilla' (i.e., plain) state when required.
- Customers can now view the descriptions of hotfixes that are included when upgrading a STEP environment to a new image.

Some of the above features are being rolled-out gradually to all SaaS customers and may not be available immediately. More information about the new features can be found in the SaaS Self-Service UI built-in User Guide.

New image conversion microservice

A new multi-tenant microservice allows image-conversion workloads to be separated from the STEP core services, optimally benefiting from cloud elasticity that automatically scales depending on the workload, without impacting the performance of the STEP core service.

This new microservice is currently in the ramp-up phase. To learn more about the ramp-up phase / status, refer to the License and Component Lifecycle topic in the System Release and Patch Notes section of online help.

Data Sufficiency error messages now exportable in human-readable format

The exported data of Data Sufficiency messages and calculation dates are now available in human-readable format in Excel and CSV. Sufficiency calculation dates and error messages are stored in an encoded format, which is decoded for display in the Sufficiency Panel in the Web UI. This information is usable for external analysis and communication with users outside of STEP.

This supports users who are correcting data on a product-by-product level in the Web UI, but does not support cases where external management or analysis of the data is desired. For example, to review errors across a set of products in bulk and import data changes accordingly, or to perform further analysis to identify repeating or frequent problem areas.

To address these cases, two new transformations are available in the export mapper that transform the date and time information from epoch to ISO format and one that decodes the sufficiency messages, allowing the data to be extracted in human readable format in both Excel and CSV during export.

For more information, refer to the Sufficiency Configuration Type topic in the Data Governance documentation and Attribute Transformations topic in the System Setup documentation.

Get translation status of a node via business rule

A new method (`getCurrentTranslationStatus`), added to the public API, allows users to now access the translation status of any object through business rules considering both its context and workspace.

Some use cases it could support include:

- It ensures that only translated objects are exported.
- It factors translation status into the sufficiency score of an object.
- It checks translation status as part of an approval.

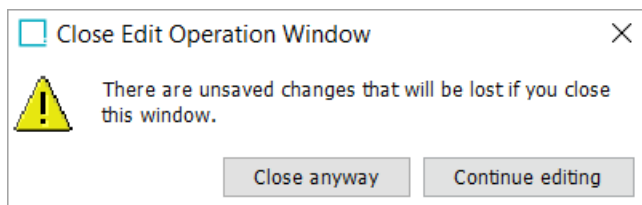
This supports a fuller integration of the translation status into overall business processes and allows the user to react to the translation status outside of the translation workflow and other translation-specific processes.

For more information, refer to the Business Rules topic in the Business Rules documentation.

Scripting API and Extension API information can be found in the STEP API Documentation available at `[system]/sdk` or accessible from the system Start Page.

New warning for unsaved changes when exiting Business Rule Editor

In workbench, a warning dialog displays in the Business Rule Editor anytime there are any unsaved changes when the user attempts to exit without saving those changes. This prompting will provide the user a better overall experience when working with business rules in STEP, ensuring that edits are not accidentally lost (e.g., lengthy JavaScript) and preventing user frustration.



For more information, refer to the Business Rules topic in the Web User Interfaces documentation.

DaaS Improvements

New capabilities have extended the set of use cases and applications for Stibo Systems' Data as a Service (DaaS):

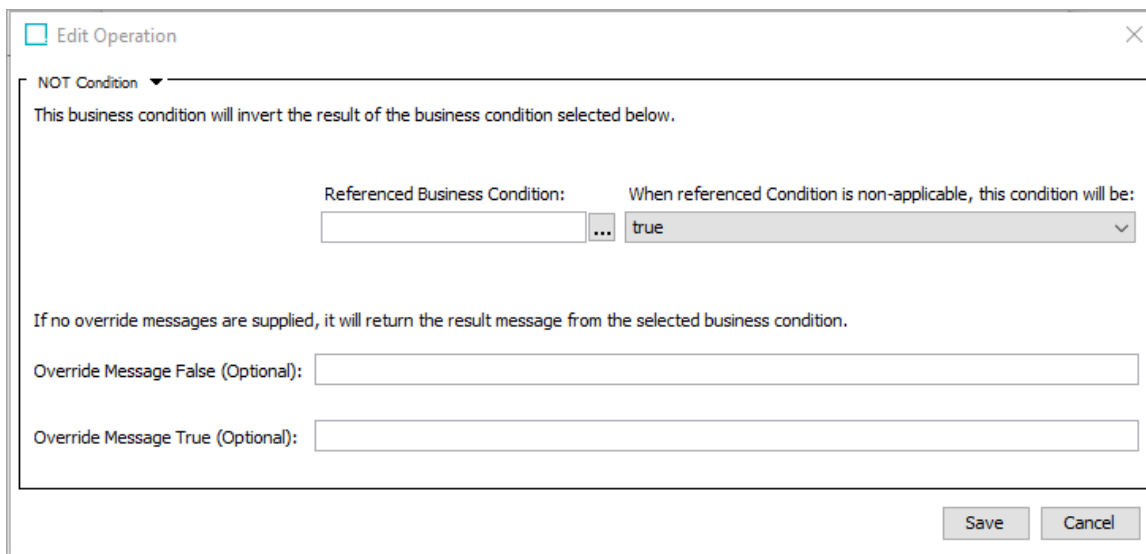
- **Event messaging:** It is now possible to configure a Kafka queue (or compatible queue, such as Azure Event Hub) and define one or multiple subscriptions in the language of your service-specific schema. The event message, besides basic event details, will also include the list of fields based on the schema for which changes have been registered, which can, for example, be used to keep a search index or cache updated in an efficient manner.
- **Query by attribute value:** There are scenarios where applications consuming data from DaaS do not know

the STEP ID but rather some other ID, e.g. a GTIN code for a product. It will be possible for Developer or Architect users to configure DaaS to look up objects using such alternative identifiers.

For more information about Data as a Service, refer to the Publishing to Data as a Service documentation or the DaaS built-in User Guide.

New business condition type called 'NOT'

A new business condition type called 'NOT' has been created that inverts the result of another business condition so that 'true' becomes 'false' and 'false' becomes 'true'. This new condition gives business rule writers additional flexibility when creating complex business rules. Furthermore, the 'NOT' condition allows business rule writers to override message(s) generated by the inverted business condition using the 'Override Message' fields shown in the image below.



The screenshot shows a dialog box titled "Edit Operation" with a close button (X) in the top right corner. Inside the dialog, there is a dropdown menu set to "NOT Condition". Below the dropdown, a text label reads: "This business condition will invert the result of the business condition selected below." The main configuration area contains two columns: "Referenced Business Condition:" followed by an empty text input field and a three-dot menu icon, and "When referenced Condition is non-applicable, this condition will be:" followed by a dropdown menu currently showing "true". Below this, a text label states: "If no override messages are supplied, it will return the result message from the selected business condition." There are two optional text input fields: "Override Message False (Optional):" and "Override Message True (Optional):". At the bottom right of the dialog, there are "Save" and "Cancel" buttons.

For more information, refer to the Business Condition: 'NOT' condition topic in the Business Rules documentation.

Improved and renamed Navigation Handler

The 'Task List Navigation Handler' has been renamed to 'Workflow Navigation Handler' and now, on submit, it enables users to follow the task to the next state in the workflow.

For more information, refer to the Workflow Navigation Handler topic in the Web User Interfaces documentation.

Product MDM for Automotive 11.2 (2023.2) - 7.0.53 Release Notes

Release Date: May 15, 2023



ANNOUNCEMENT

■ Data Onboarding solution will hereafter be a separate component

Effective with this release, the Data Onboarding solution will no longer be included as an integrated part of the PMDM for Automotive instance. Instead, it will be a separate component that needs to be patched along with the PMDM for Automotive license.

Existing implementations upgrading their automotive license for automotive-11.2 - 7.0.53 (Compatible with core STEP 11.2 (2023.2) baseline recipe) and beyond will also require patching the latest onboarding-mapper component as an add-on. And if the onboarding framework is not used, this can be ignored

The onboarding-mapper component can be installed with the following recipe (and must be installed with the automotive-11.2 - 7.0.53 installation recipe):

```
to:onboarding-mapper/7.0/onboarding-mapper-7.0.0.spr
```



BUGFIXES

Auto Care

■ Corrected Region For parameter in AutoCare ACES Application Exporter

Previously, the Region For parameter had issues filtering the correct application records during an export. The issue occurred when the Region (AC_ACESRegion) attribute was not populated on an application record. The ACES Application Exporter now considers including or excluding the application record based on the option selected in the Region For parameter, even if the Region For attribute is not populated. This ensures that the correct application records are filtered during export.

Hotfix recipe compatible with STEP 10.3 MP4+ Automotive-7.0.45: `to:hotfix/603/issue-603235-HOTFIX-6371.spr`.

■ Corrected ACES Validation and ACES Conversion to better handle validation error messages

The ACES file import process previously failed to display accurate error messages during conversion or validation. The issue was caused because of a missing dependent library. Now, the missing Apache dependencies are added and the issue is resolved.

Hotfix recipe compatible with STEP 11.1 MP2+ Automotive-7.0.52: `to:hotfix/612/issue-612690-HOTFIX-6448.spr`.

TecDoc

■ Fixed Tecdoc articles ending up under the wrong parent folder

When importing a Tecdoc supplier data file, there was an issue where the articles could end up under the wrong parents, which was caused by a caching problem. However, this issue has been resolved with the hotfix, which clears the cache before import. In case any supplier articles have been impacted, it is required to reimport the supplier to ensure the correct location of the supplier articles.

Hotfix recipe compatible with STEP 10.3 MP4+ Automotive-7.0.45: `to:hotfix/613/issue-613065-HOTFIX-6450.spr`.



PATCH RECIPE

The Automotive add-on can be installed with the following recipe:

```
to:automotive/7.0/automotive-7.0.53.spr
```

The above recipe is compatible with the following STEP 11.2 (2023.2) baseline recipe:

```
to:step/platform/step-11.2.spr
```

Important: Once an Automotive add-on is installed to a base STEP system, the base system cannot be upgraded without upgrading the Automotive add-on at the same time. Additionally, when upgrading any base STEP system that has any Automotive add-on installed, both install recipes must be prepared at the same time.

For assistance in applying the patch to systems with extensions or additional add-on components, contact Stibo Systems Technical Services. For on-premise systems, instructions for installing components can be found in the SPOT Program topic in the System Administration Guide found in Downloadable Documentation. For SaaS systems, contact your Stibo Systems account manager.

Platform and Software Support Changes

This section lists current and future planned changes to platform and software support. The complete list of platform and software support is available in the 11.2 (2023.2) Platform and Software Support section of the System Release and Patch Notes documentation within online help.

The changes in platform and software support from version 11.1 to 11.2 (2023.2) are listed below. **Customer action may be required.**

Current Updates

Support has been added for:

- Adobe InDesign CC 2023 (and is also now available with STEP 11.1-MP4)
- MS Windows Server 2022 for STEP InDesign Server (compatible with Adobe InDesign 2023)

Future Updates and End-of-Life Notifications

The support for the items below will end with the next feature release (2023.3) or as indicated.

Server and client support

No longer supported with the 2023.3 release:

- Adobe InDesign CC 2021
- Red Hat Enterprise Linux and Oracle Linux 7.9 (for new customers only; for existing customers, 7.9 will be supported until it is officially desupported on June 30, 2024)

STEP to PDX integration

The new integration approach to integrating STEP and PDX moves the responsibility of converting multi-context STEPXML to PDX-native JSON from the STEP application to the PDX application. This change has been done to improve the overall throughput of product records transferred from STEP to PDX.

Currently, when the PDX component is added to STEP versions 10.1 – 11.2 (2023.2), the old JSON outbound integration is used. However, the new STEPXML outbound integration also works with these STEP versions. Starting with the STEP 2023.3 release in September 2023, **ONLY** the new STEPXML outbound integration will be supported, and the old JSON outbound integration will no longer be available.

Users of PDX, regardless of their STEP version, will be required to set up the new STEPXML outbound integration and disable the old JSON outbound integration by the time 2023.3 is released. Existing customers on the JSON outbound integration must contact their Stibo Systems account manager or partner manager to discuss migration to the STEPXML outbound integration approach.

New PDX Syndication customers should only use the STEPXML outbound integration.

Baseline EOL

Support ends in 2023 for these STEP versions:

- 10.0 — ended on May 1
- 10.1 — ends on December 1

Support ends in 2024 for version 10.2 (May 1).

Customers should update as soon as possible to the latest release of Stibo Systems Enterprise Platform (STEP). Contact your Stibo Systems account manager or partner manager, or the support department, if you have questions and/or to receive help and guidance on how to update to a supported release.

Software errors reported for the versions shown above may be rejected after the listed effective dates. Application support issues in progress for the releases being desupported will be closed on the desupport date. It is not possible to extend the support services for desupported versions.

Miscellaneous Bugfixes

A number of bugfixes have been applied as part of this release. Separate notes are generated for each maintenance patch. Refer to the entire set of 11.2 (2023.2) release and maintenance patch notes prior to installing or upgrading.



BUGFIXES

■ Fix to honor reference suppression tags on import

A fix was made to honor suppressed references of all types and classification links that are exported from one STEP system and imported into another STEP system. Previously, a target system did not honor suppressed asset references after being imported via Advanced STEPXML.

■ Fix for validity resets via STEPXML importing

The Change Package import method has been changed to additive for the 'Validity Ignored' Operation Mode. This allows validity for business rules and workflows to be ignored using the 'Validity Ignored' Operation Mode option without removing pre-existing validity definitions. Previously, Change Package imports of business rules and workflows replaced validity definitions when the 'Validity Ignored' Operation Mode was used.

■ ISSUE-498681 - Fix for different query results when running in In-Memory

Query API: Fixed problem that Conditions.objectType() sometimes returned objects that do not have an object type - such as attributes and other setup objects.

■ ISSUE-509440 - Fix for search in InDesign Images pallet not working

Fixed problem when InDesign did not work with In-Memory / Cassandra DB, as it was using the outdated search API.

■ ISSUE-511384 - Fix for Caching problem on Reference Formatting when going from a Collection Perspective to a Task or Browse perspective

Switching perspectives cached information necessary for showing which attributes appear on the currently displayed perspective. The cache also disregarded changing / different perspectives by displaying incorrect attributes. Now the cache is stored separately for reference attributes for different perspectives and also context and workspace.

■ ISSUE-536394 - Fix for supplier one-time agent verification not working

Fixed a problem occurring when In-Memory Object Type queries did not work for the User object type.

■ **ISSUE-537409 - Fix for package object details not showing after upgrade**

Fixed a problem occurring when a current Node Details selection on a Packaging Node List in Web UI was not loaded after reloading a screen upon performing a Reset Action (or any other action that reloads a current screen).

■ **ISSUE-552347 - Fix for System Administration - REST API version 1 - Swagger UI cannot be started**

Previously, all third-party libraries with older jQuery references were upgraded to newer versions for security reasons. Unfortunately, that introduced an error in the Swagger UI wrapper web page that is used for the legacy REST API documentation. Now, the index.html is bundled with the specific Enunciate version that generates the documentation data, so it is replaced with a fixed version during the build process of STEP.

■ **ISSUE-555929 - Fix for when an eCatalog configuration is broken after used attributes have been deleted in STEP**

Made the Export Wizard more robust in regards to handling missing attributes - i.e., the export configuration was referring to some attributes that no longer existed because they had been deleted. There is also a hotfix available for this solution that is applicable to step-11.0-mp4 and mp5.

■ **ISSUE-558286 - Adding logging to identify issue for incorrect Kafka Header published**

Log endpoint configurations to determine if the erroneous variation is due to specific users or app servers. This solution is also available as a hotfix that is applicable to step-10.2-mp3.

■ **ISSUE-559524 - Fix for datapool items - unable to purge datapool item because it is stuck in an event processor queue**

Changed a message in the execution report of 'Recycle Bin' and 'Object Purge' to make it more obvious what is preventing the purge of an object when there is a related event sitting in an event queues. There is also a hotfix available for this solution that is applicable to step-10.3-mp4 and mp5.

■ **ISSUE-562435 - Fix for clarifications on designing classification to attribute link type in Web UI**

Fixed a problem when an Attribute Link Editor Screen without an Attribute Link Parent header configured was showing all the links as non-local (read only) without a possibility to change or delete.

■ **ISSUE-568482 - Fix for video assets are not displaying in Web UI (Asset Preview screen)**

Fixed problem when Asset Preview in Web UI did not work for externally stored DAM assets.

■ **ISSUE-571224 - Fix for OIEP advanced tab: 'select version to resolve tables' cannot be cleared**

The problem was that the field 'select version to resolve tables' under OIEP advanced tab was visible for both STEPXML and Advanced STEPXML. Ideally, it should be visible for only STEPXML format when the 'Include table' field is set to 'yes.' A fix has been implemented.

■ **ISSUE-572265 - Fix for a Web UI error message telling users to check the server log**

Added localizable 'Item cannot be deleted due to {number} reasons. Check the server log for more details 'message to Web UI when an item cannot be deleted' after clicking on Delete Action button. This message will be shown in other than default English locale, where the non-localizable reasons will be shown as it was before. There is also a hotfix available for this solution that is applicable to step-11.0-mp4 and 11.0-mp5.

■ **ISSUE-576341 - Fix for asynchronous translation service: translation status not updated - was: reimport of the translated file fails**

An existing fix has been backported to step-10.3-mp5.

■ **ISSUE-577099 - Fix for XML importer errors with rollback**

Fixed a problem with healthchecks when it is used to fix problems. There is also a hotfix available for this solution that is applicable to step-11.0-mp4 and 11.0-mp5,

■ **ISSUE-582338 - Fix for Web UI advanced search results displaying attributes that are not valid for products**

Fixed a problem when illegal attributes were shown under the attribute group on Advanced search node list after changing the search criteria and performing a new search.

■ **ISSUE-583270 - Fix for translation BGP failing**

Fix for translating LOVs to multiple languages that caused optimistic locking exceptions. This has been fixed and a hotfix is available for step-10.0-mp1 - step-10.0-mp5.

Also, fix for translating LOVs that caused attribute validation errors. This has been fixed, and a hotfix is available for step-10.0-mp3 - step-10.0-mp5.

■ **ISSUE-587752 - Fix for unable to use JavaScript search in STEP Workbench**

Fixed a problem when search in workbench failed if any business rule's plugin cannot be found (for example, because of the missing license, component, or data inconsistency). There is also a hotfix available for this solution that is applicable to step-11.0-mp4, 11.0-mp5, and 11.1-mp4.

■ **ISSUE-589440 - Fix for the character count while filling text on a data container attribute in Web UI is not appearing at the proper position**

Fixed a problem when the character count cell tooltip on Web UI Globally Configured Multi Edit Data container was not scrolling together with this component when the user is scrolling a Web UI Node Editor screen.

■ **ISSUE-589770 - Fix for request to set the `WebUI.SSO.AllowChangePasswordForSTEPUsers=true` property for the DEV environment**

Fixed a problem occurring when the User Password component on a User Details screen in the Web UI did not appear if a property to allow users changing the password for internal users was set and OAuthSSO was enabled.

■ **ISSUE-590869 - Fix for needing additional click on the screen while entering multi-valued attributes valid on Reference Type**

Fixed problem when an additional click was needed to enable an 'OK' button in popup dialog when editing an LOV attribute value on Web UI Attribute Column of References component.

■ **ISSUE-592162 - Fix for forward event queue generating 6M requests on Cassandra - add skip all events**

Added an action for skipping all events in event processors and event-based outbound integration endpoints.

■ **ISSUE-593631 - Fix for inconsistency in displaying color coding for inherited asset reference / attribute between Multi Context Editor Screen and Product Details Screen**

Now, both inherited and context-inherited attribute values will be shown with red arrow-down marking on Multi Context Editor screen in the Web UI instead of green marking to make a behavior consistent with Node Editor screen.

■ **ISSUE-594099 - Fix for business rules for sending emails throw error**

The query interface allows querying workflow states 'Conditions.state().in(...)'. This did not work on Cassandra systems and has been fixed.

■ **ISSUE-594268 - Fix In-Memory errors when performing Maintain Match Code Values action**

Now, a Match Code generation for a huge amount of records via the Maintain Match Code Values action in STEP Workbench will not be terminated automatically by In-Memory if this operation takes a long time. There is also a hotfix available for this solution that is applicable to step-11.0-mp4 and mp5.

■ **ISSUE-594783 - Fix for deselecting conditional values results being re-established without user intention**

The problem was the users were not able to deselect the LOV values in the data containers in the Web UI. The fix allows the user to unselect the LOV values from dropdown in data containers.

■ **ISSUE-594784 - Fix for Inbound Integration Endpoint failing frequently**

Fixed scenario where BGP could be started as ReadOnly and thus not allowing to commit. This would result in 'Can only perform operation while a transaction is active' errors. This could happen in rare cases if concurrent access to Recycle Bin is going when starting BGP. This has now been fixed.

■ **ISSUE-596133 - Fix for LOV search button functionality not working properly**

Fixed search on Attribute Management Screen when user chooses the LOV validation type, opens the Node Picker for LOV, and performs search on a Search tab for an LOV which is placed under the sub-LOV group.

■ **ISSUE-597286 - Fix for a packaging hierarchy error**

Now, instead of an Unexpected exception, an actual error (cycles in packaging hierarchy) will be shown on the Web UI Packaging screen if there are cycles in the hierarchy which are preventing the screen from load.

■ **ISSUE-597350 - Fix for error when calling Gateway Integration Endpoint**

Added configuration option so URL encoding can be disabled for Azure SAS tokens in REST Gateways. A hotfix for this solution is also available for step-10.3-mp4 and mp5.

■ **ISSUE-598224 - Fix for unable to reorder product overrides using drag and drop in workbench**

Reordering manually sorted objects using drag and drop in workbench no longer worked. This has been fixed.

■ **ISSUE-598586 - Fix for NullPointerException error on BRs attached to workflow**

Fixed NullPointerException that sporadically appeared in workbench when accessing a Bulk Update Trigger Workflow Event business rule in workbench.

■ **ISSUE-598787 - Fix for sharedconfig property of count to display maximum children**

Fixed problem when a message about too many children in the Web UI was showing incorrectly when opening a tree navigator with entities, where the previously selected entity does not have children and does not have any references, when having a product selected. There is also a hotfix available for this solution that is applicable to step-11.1-mp3 and 11.1-mp4.

■ **ISSUE-598844 - Fix for 'Mark different' is not working for Data Container attributes on Multi Workspace Screen**

Now, 'Hidden equal' and 'Mark different' actions will work correctly on Multi Workspace screen in the Web UI for Data Container Table Header Value component.

■ **ISSUE-599021 - Fix for upgrade to 11.1 issue - Release and online help not accessible via workbench**

Fixed an error when running Menu / Help in workbench with Keycloak authentication.

■ **ISSUE-599854 - Fix for 'Create Object In Workflow' screen --> 'Show Create From Template': Screen auto navigation issue after selecting a value from template**

Now, a Web UI will not navigate to the homepage before navigating to the newly created workflow item after performing a 'Create object in Workflow' action.

■ **ISSUE-599954 - Fix for completeness metric showing different values between Web UI and workbench**

Now, a total completeness score on Web UI Node Editor Completeness Metric component can be shown without rounding it up. Contact Stibo Systems Support to enable this property. There is also a hotfix available for this solution that is applicable to step-11.1-mp2, mp3, and mp4.

■ **ISSUE-602906 - Fix for error on selected items in the packaging screen**

Introduced a possibility to avoid selecting a currently selected packaging graph node on a corresponding Node List on Packaging screen in Web UI. To enable this possibility, contact Stibo Systems Support. There is also a hotfix available for this solution that is applicable to step-11.1-mp4.

■ **ISSUE-603280 - Fix for Excel Imports failing in pre-prod with error 'no parent edge found to revive on'**

Since 11.0-mp2, there was an issue with deleting products, entities, and classifications. The issue only occurs in some situations when having to delete objects that have been re-parented and force deleting their old parent before the child. The consequence of the problem is that the deleted and re-parented child will end up with no parent links. Such orphaned objects become invisible to the user--but still blocked the creation of an object with the same ID. With this fix, such orphaned objects now appear in recycle bin and can be purged from there (or actually also revived - in which case a new dummy node with ID TemporaryParentForOrphanedObject will be created for reviving object into). There is also a hotfix available for this solution that is applicable to step-11.0-mp4 and 11.0-mp5, and 11.1-mp4.

■ **ISSUE-603300 - Fix for LOV cannot be updated - Process hung**

Fix for Cassandra-specific performance problem when deleting old entries in the change log. There is also a hotfix available for this solution that is applicable to step-10.3-mp4, 10.3-mp5, and 11.1-mp4.

■ **ISSUE-603605 - Fix for auto ID setup not working on create product override Web UI component**

Fixed a problem when an ID field was shown on the Web UI Create Product Override screen, even though the Auto ID has been configured for the product override object type which is about to be created on this screen.

■ **ISSUE-603723 - Fix for post-STEP v11.1 upgrade - Exporting data from workbench**

Fixed NullPointerException in STEP exporter related to exporting inherited cross references. There is also a hotfix available for this solution that is applicable to step-11.1-mp3.

■ **ISSUE-604039 - Fix for the user interface language mixing English and German, although German was chosen as the locale**

Some texts in the Web UI were not properly localized. This has been fixed. There is also a hotfix available for this solution that is applicable to step-11.1 and 11.1-mp1 through mp4.

■ **ISSUE-604432 - Fix for post-upgrade issue - Query for business rule not working**

Fixed a bug in QueryHome.query for when querying for system setup types and specifying an object type condition. There is also a hotfix available for this solution that is applicable to inmemory-7.0.67.

■ **ISSUE-604560 - Fix for GS1 mapping of language specific**

Using variables in GDSN import mappings could cause exceptions, making the import mapper unusable. This has been fixed.

■ **ISSUE-604614 - Fix for issue with recent Background Process Web UI component**

Fixed a problem when Background Processes displayed in Web UI Recent BGP's Panel were incorrectly sorted. Now, the BGPs are sorted by start date in descending order.

■ **ISSUE-604766 - Fix for a post upgrade issue: Error message showing in HTML script that is not in readable format**

Fixed a problem when in BGP report, a message 'Exception occurred during evaluation of BC ...' was not properly rendered to show a link of failed business condition. There is also a hotfix available for this solution that is applicable to step-11.1-mp3.

■ **ISSUE-604841 - Fix for performance issue Web UI on PROD**

Fixed problem when retrieving a Global Override mappings when loading a Web UI Node Editor could have caused a performance issue.

■ **ISSUE-604854 - Fix for TecDoc Web UI issue: Not possible to get match(es) in Generic Articles filter**

Fixed exception thrown in the Web UI when using the automotive generic article filter.

■ **ISSUE-605285 - Fix for transaction rollback error**

Fixed problem that could cause the below type of error, when making a transition on a STEP Workflow. There is also a hotfix available for this solution that is applicable to step-11.1-mp4.

```
{code}
2023/03/16-13:18:21 7686|stibo_support|PRT|[customer]PIMUI
com.stibo.portal.engine.server.util.ExceptionConverter convertExceptionSerializeAndLocalize
SEVERE: Type: Unexpected error, Message: The transaction has been rolled back. See the nested
exceptions for details on the errors that occurred.
localization key=i18n.stibo.portal.client.UserMessageType.ServerException
com.stibo.portal.framework.client.exception.PortalException: Type: Unexpected error, Message: The
transaction has been rolled back. See the nested exceptions for details on the errors that occurred.
at Caused by: com.solarmetric.jdbc.ReportingSQLException: ORA-02291: integrity constraint
(STEPSYS.NODESTATE_PREVIOUS_TRAN_FK) violated - parent key not found {prepstmnt
1458857017 INSERT INTO NODESTATE (ASSIGNEEID, ASSIGNEETYPE, CHECKID, DEADLINE,
ENTRYTIME, NODEID, NODETYPE, PKID, PREVSEQNOASSI, PREVSEQNOTRAN, PRIORITY,
STATEFLOWID, STATEID, TASKSTATUSID, TASKSTATUSTYPE, WFENTRYTIME) VALUES (?, ?,
?, ?, ?, ?, ?, ?, ?, ?, ?, ?) [reused=0]} [code=2291, state=23000]
{code}
```

■ **ISSUE-605358 - Fix for search panel not behaving as expected**

Fixed problem when Object Type Criteria on a Web UI Primary Navigation Search Panel was displaying an empty dropdown list of object types if, in Design Mode, an 'Include Children Object Type' and 'Include Root Object Types' parameters are unchecked. Note that the Include Root Object Types parameter makes sense only when Include Children Object Type is enabled; otherwise, all configured object types should be shown.

■ **ISSUE-605778 - Fix for Web UI Simple Importer Widget not mapping metadata**

Fixed problem when reference metadata mappings from import configurations were not respected when performing a Simple Import in the Web UI.

Note that Reference Metadata Mapping is still not available in Simple Import dialog in the Web UI, but if it is mapped in the import configuration, it will be respected during the import.

■ **ISSUE-605784 - Fix for bug on 'Data Validation in Web UI' feature**

Fixed a problem when attributes marked as mandatory by a Business Condition on a Web UI Node Editor were making the buttons with Enforce Validity option disabled to become unavailable.

■ **ISSUE-606498 - Fix for PDX: Sufficiency card breadcrumb errors**

Fixed problem occurring when having a slash character '/' in product name caused a Sufficiency Card breadcrumb navigation to fail.

■ **ISSUE-606717 - Fix for post upgrade issue - Web UI discrepancies**

Fixed a problem occurring when the Run Business Action toolbar action, without selection on a Web UI Node List, was not respecting a current tree navigator selection when checking a business action object type validity. There is also a hotfix available for this solution that is applicable to step-11.1-mp4.

■ **ISSUE-606903 - Fix for alphabetical-index section references change**

Fixed problem with workbench Export Wizard removing objects when going back (clicking back button). There is also a hotfix available for this solution that is applicable to step-11.0-mp4 and 11.0-mp5.

■ **ISSUE-607389 - Fix for calculated inherited attribute not coming in API**

Fixed restapiv2 to include calculated values when the includeInheritedData option is selected for Get Product endpoint.

■ **ISSUE-607416 - Fix for emergency Web UI setback in 11.1-mp2**

Fixed a setback when Packaging / Multi Language and some other screens were not displayed under the Web UI Sub Screen Tab Page with Lazy Loading enabled if the screen has been accessed from Task List by clicking on one of the items in list. Instead, an Object Not Found placeholder message was shown.

■ **ISSUE-607439 - Fix for estimates incorrect in log file hours are dropped**

Fixed incorrect estimations in execution report of empty recycle bin.

■ **ISSUE-607736 - Fix for TecDoc Reference Data 0423 throws 'empty string value' error**

Added additional logging to diagnose root cause of errors shown while importing automotive reference data.

■ **ISSUE-607861 - Fix for match mode generation fails with an error**

Fixed NoSuchMethod exception during match code generation caused by partial fix installation.

■ **ISSUE-608168 - Fix for Object Type change from SKU to Deleted SKU is causing ObjectConstraintAttributeException**

A fix has been made to ensure old values from a lock-free schema change do not prevent changes of an attribute validity type. There is also a hotfix available for this solution that is applicable to step-11.1-

mp4.

■ **ISSUE-608267 - Fix for SaaS - need to raise the display / filter limit of references**

Introduced a possibility to bypass a hardcoded 10-K items limit when displaying items on a Display Children Screen in the Web UI. To set this property, contact Stibo Systems Support.

■ **ISSUE-608566 - Fix for impossible-to-catch exception when using downloadAssetContent**

Fixed problem when it was not possible to catch a checked IOException from AssetDownloadHome.downloadAsset method in JavaScript business rules.

■ **ISSUE-608953 - Fix for upgrade issue 11.1 MP2 to 11.1 MP4: Bind for object type not working**

Fixed problem when Web UI Run Business Action incorrectly resolved Object Type JavaScript Bind. There is also a hotfix available for this solution that is applicable to step-11.1-mp4.

■ **ISSUE-609311 - Fix for classloader on Admin Portal PQL scripting**

Fixed classloader on Admin Portal PQL scripting engine. Now, In-Memory healthchecks will work.

■ **ISSUE-609837 - Fix for attribute profiling throwing a 'CaughtNullPointerException' error**

Fixed NullPointerException in Data Profile BGP when profiling attributes, possibly used in Web UI configurations, and one of the Web UI configurations had an empty XML. There is also a hotfix available for this solution that is applicable to step-11.1-mp4.

■ **ISSUE-610034 - Fix for looping OIEP background process**

Fixed NullPointerException during Domain export when attribute qualifier cannot be found in cache.

■ **ISSUE-611148 - Fix for cross context does not work with generic JSON**

Fixed problem when diagnostics flipper on status tab on the workbench Integration Endpoint Editor threw an exception on systems with In-Memory enabled.

■ **ISSUE-611320 - Fix for translation process crashing for setup objects**

Translating LOVs to multiple languages could sometimes cause optimistic locking exceptions. This has been fixed.

■ **ISSUE-611335 - Fix for when republishing a node adds it to the OIEP queue twice**

Fixed an issue when duplicate events were created when running bulk update with the action 'republish event.'

■ **ISSUE-611402 - Fix for a post-upgrade issue: empty recycle bin is not working**

On out-memory systems, an In-Memory limit of only 100 objects plus their children was imposed on the actual purge-process, regardless of the size of the task. This has been fixed and a limit is no longer applied.

■ **ISSUE-611614 - Fix for urgent : Configure SFTP connection details in STEP QA and STEP PROD env**

Fixed NullPointerException caused by attempts to close the already closed SFTP connection. There is also a hotfix available for this solution that is applicable to step-11.0-mp4, mp5, mp6, and mp7.

■ **ISSUE-612495 - Fix for getting no response in subBuilding field when input is added**

Now, subBuilding field will correctly handle Loqate Cloud by being concatenated with either Thoroughfare or Address/Address1/Address2/Address3/Address4 field depending on their availability, which leads to the Loqate Response containing the subBuilding field as well. There is also a hotfix available for this solution that is applicable to step-10.3-mp4 and 10.3-mp5.

■ **ISSUE-612655 - Fix for the CCW portal - collections not visible and or usable**

Fixed problem when collections under the collection groups were not visible on the Web UI browse tab page of a Node Picker component.

■ **ISSUE-612707 - Fix for cross-site scripting**

Addressed an XSS vulnerability when saving an item's name in the Web UI and when searching for it on a Search tab of an Insert Inline Reference dialog.

■ **ISSUE-612710 - Fix for Cross-Site Scripting 2**

Fixed an XSS SVG content vulnerability when trying to view an asset or open it in a new window from the Web UI Node Editor's Referenced Asset Representation component if the asset is an SVG image with malicious content. There is also a hotfix available for this solution that is applicable to step-11.0-mp4 and 11.0-mp5.

■ **ISSUE-612730 - Fix for matching Event Processor log showing error: java.lang.NullPointerException**

Fixed NullPointerException in parallel framework that was related to non-initialized constraints. A problem was observed during matching parallel execution.

■ **ISSUE-613205 - Fix for structured Excel translation: translation status incorrect after import**

Translation import now takes Excluded Attributes into account while calculating the status of translation. Before, only the Always Excluded Attributes configuration in the User & Groups tab was

taken into account. This patch fixes issue with Excluded Attributes in Translation Configuration Setup Node.

■ **ISSUE-613357 - Fix for error message when uploading asset in Web UI**

Fixed problem when the asset importer was throwing an exception related to incorrect mime type caused by an attempt to import a noname.tmp file created by the browser when uploading the image through the asset importer. There is also a hotfix available for this solution that is applicable to step-11.0-mp2, 11.0-mp3, 11.0-mp4, and 11.0-mp5.

■ **ISSUE-613431 - Fix for SaaS - Unable to activate inbound because of multiple pollers**

System deletes excessive polling Background Processes instead of throwing an error. There is also a hotfix available for this solution that is applicable to step-11.1-mp4.

■ **ISSUE-613653 - Fix for error on OIEP: OutboundExporter**

Fixed NullPointerException in domain export related to the missing base object for the exported edge model. There is also a hotfix available for this solution that is applicable to step-11.1-mp4.

■ **ISSUE-613669 - Fix for Upload and insert Asset Reference option is not working in Web UI**

Fixed problem when the Upload And Insert Asset Reference Design Mode parameters for the Referenced Asset Representation component did not affect the "Upload and Insert Reference" option on the asset item's action popup on the Web UI Node Editor. Instead, the Replace Asset Content design mode parameter was needed to make this action available. There is also a hotfix available for this solution that is applicable to step-11.1-mp4.

■ **ISSUE-614582 - Fix for STEP is unavailable (PROD)**

Reduced the memory usage of 'Multiple versions of the same revision is present in the same Workspace' healthcheck plugin. Now, this healthcheck will be terminated if it uses too much memory.

■ **ISSUE-614586 - Fix for STEP publications issue**

An exception was thrown when trying to import a publication section. This has been fixed.

■ **ISSUE-614636 - Fix for the empty recycle bin not working in DEV**

On out-memory systems, an In-Memory limit of only 100 objects plus their children were imposed on the actual purge-process, regardless of the size of the task. This has been fixed and a limit is no longer applied.

■ **ISSUE-614733 - Fix for enabling multi edit of tagged texts**

Fixed the issue in the Web UI that whenever a tagged text gets altered in multi edit, all tags in the altered field get escaped with <lt> </lt> and <gt> </gt> and it prevented users from seeing the correct

formatting in the Rich Text Editor.

■ **ISSUE-614840 - Fix for an issue when changing dimension dependency of an object type**

Fixed a problem that occurred when removing the dimension dependency on an object type.

■ **ISSUE-614937 - Fix for set \$timestamp default format back to legacy definition**

Adding the legacy timestamp functionality so exported Excel filenames can contain datetime in Epoch format (number of milliseconds since 01.01.1970).

■ **ISSUE-615372 - Fix for getting: java.lang.IllegalStateException: 'Can't resume process. Intermediate results are missed'**

Fixed NullPointerException when cleaning up the Match Tuning mapDB storage on an application server. There is also a hotfix available for this solution that is applicable to step-11.0-mp4 and 11.0-mp5.

■ **ISSUE-616077 - Fix for a problem with user rights**

Fixed a problem when a user without the proper permissions was able to access the 'Users & Groups' node and change a 'Force STEP authentication' checkbox for any user in workbench. There is also a hotfix available for this solution that is applicable to step-11.0-mp4 and 11.0-mp2, 11.0-mp3, 11.0-mp4, and 11.0-mp5.

■ **ISSUE-616106 - Fix for forward event queue never completing on Cassandra - introduce timeout**

When forward / rewind events takes a long time (default is more than 5 minutes), the operation will automatically be aborted and a time-out warning will display (Casssadra only).

■ **ISSUE-616274 - Fix for an alert: STEP is unavailable (PROD)**

Fixed the performance issue when an approval process wasted time checking whether an approval should trigger an event in all the OIEPs / Event queue in STEP. This check has been cached in order to improve performance.

■ **ISSUE-616334 - Fix for background process causing issues**

Removing validity for an attribute could be time-consuming on Cassandra as it unnecessarily checked past data. This has been improved so that it only checks present data for needed actions, which is significantly faster.

■ **ISSUE-616816 - Fix for a post-upgrade issue: error message showing in HTML script that is not in readable format**

Fixed a problem when a BGP report row containing a tag inside a <div> tag, did not show an HTML markup correctly on Background Process Screen in the Web UI. There is also a hotfix available for this solution that is applicable to step-11.1-mp4.

■ **ISSUE-616821 - Fix for a post-upgrade issue: Web UI navigation to pages does not work as expected when Children of Type page is used as sub screen under Node Details page**

Fixed a problem when a sub screen tab page with lazy loading enabled did not load a Children Of Types screen properly when a details overlay has been configured on a parent screen.

■ **ISSUE-616826 - Fix for a post-upgrade issue: Run Business Action toolbar action without selection on Web UI node list was not respecting a current Tree navigator selection when checking a business action object type validity**

Fixed a problem when a Run Business Action toolbar action valid for tree node selection object types claimed an invalid object type when being executed without a selection on a Node List.

■ **ISSUE-617651 - Fix for when production is stuck**

A more informative error message has been added if something occurs that should not. There is also a hotfix available for this solution that is applicable to step-11.0-mp4 and 11.0-mp5.

■ **ISSUE-617809 - Fix for Error in the Web UI while navigation to a different hierarchy**

Fixed an exception in the Web UI when navigating between different hierarchies in Global Navigation Tree tab with selected product.

■ **ISSUE-618075 - Fix for 'Alert: High Disk Utilization' (TEST)**

Concurrent outbound integration-endpoints adding and deleting information from the execution-report caused locks. This has been prevented by serializing (and buffering) access to shared resources including said execution-report. There is also a hotfix available for this solution that is applicable to step-10.3-mp4 and 10.3-mp5.

■ **ISSUE-619084 - Fix for 'Internal Server Error' in Node Picker while using attribute search plugin**

Fixed a NullPointerException when performing a typeahead search on Search Table Tab page of a Node Picker component in the Web UI without any headers configured in design mode.

■ **ISSUE-619823 - Fix for post-upgrade issue 2: Run Business Action toolbar action without selection on the Web UI Node List was not respecting a current tree navigator selection when checking a business action object type validity**

Introduced a possibility to check a BR validity against a current Web UI Tree Selection instead of Node List selection when executing a Run Business Action on a Node list. Contact Stibo Systems Support in order to enable it.

■ **ISSUE-620545 - Fix for changing attributes from externally maintained to 'No' causes the system to crash**

Fixed out-of-memory problem for large lock-free schema change operations.

■ **Fix for wrong character encoding**

Fixed character set bug causing accented characters to be migrated wrongly into Cassandra from Oracle to Cassandra migration export.

■ **Fix for IIEP SAP2STEP_LOV fails - Amazon SQS**

Customer integration has data on an Amazon Simple Queue Service that cannot be read by our integration. The library name differs from ours and they will be provided with the option to replace library string in sqs message body so the Stibo integration can parse it.

■ **Fix for IIEP using ECLASS ADVANCED Data Converter preprocessor going to 'Failed' status**

Fixed broken output xml.

■ **Fix for ECA Editor: Not possible to delete LOV values**

Exposing delete button to allow user to clear last value on multiple value chooser component. There is also a hotfix available for this solution that is applicable to eclass-advanced-7.0.6.

■ **Fix for facet search incorrect count of products**

Issue was related to the search text parameter not being passed for facet-related requests when you've refreshed the page or navigated via the back button.

■ **Fix for inconsistent error image included**

Added missing Apache dependencies.

■ **Fix for post 11.0-MP5 upgrade-issue with defining Criteria/View in facet search**

Fields to configure on the screen should be context independent. They should appear in the configuration dialogs even though they are not relevant to a specific context.

■ **Fix for PDX channel status not updated**

Fixed problem when PDX channels with markets were not displayed correctly in PDX channel status Web UI component.

■ **Fix for Lionbridge - ASYNC Process took more memory after STEP 11.1 upgrade**

Fixed a problem when temporary files were not deleted after being copied to BGP directory for Lionbridge Async Translation process. There is also a hotfix available for this solution that is applicable to lionbridge-7.0.18.

■ **Fix for Lionbridge - ASYNC Process took more memory after STEP 11.1 upgrade**

Fixed a problem when temporary files were not deleted after being copied to BGP directory for Lionbridge Async Translation process. There is also a hotfix available for this solution that is applicable to lionbridge-7.0.18.

■ **Fix for STEP-PDX import erroneous - Article Number gets deleted**

With the new integration plugin, it is now possible to use multiple contexts for exports to PDX.

■ **Fix for in event-processor, there are three processors that are not functioning properly**

Fixed a problem in the In-Memory locking mechanism that in certain circumstances would cause processes to be stuck when trying to release the lock.

■ **Fix for problem with loadbalancer public Web UI list**

Fixed an issue with excluding Web UIs via the SaaS V2 self-service.

■ **Fix for Tecdoc Articles ending up under wrong parents**

Fixed problem with supplier imports sometime getting the wrong parent id. There is also a hotfix available for this solution that is applicable to automotive-7.0.45.

■ **Fix for improved execution report**

Improved execution report by telling the user if a language is not mapped at all.

■ **Fix for validate version option is grayed out on aspect and block objects**

Fixed validate version option access on aspect and block objects.

■ **Fix for OffHeapMemoryUsageExcel report fails**

The 'In-Memory OffHeap Memory Usage' report in the admin portal had a number conversion error that caused it to fail for systems that have a large amount of data. This has been fixed.

■ **Fix for displaying infinity values in the filter option of search criteria (Finished Product Code, ShrinkWrapGTIN, PalletGTIN)**

In some cases Elasticsearch returned an infinity number for blank values. This has been fixed.

■ **Fix for error showing even there is only one Non_DEPENDENT_P_DET_TYPE block**

This has now been fixed.

■ **Fix for unable to configure multiple emails in list value generator**

Allow multiple email recipients in list value generator.

■ **Fix for PROD environment not available**

Internal In-Memory memory usage report used for error diagnostics and memory usage monitoring has an error which could, in rare cases, cause the entire system to deadlock. This has been fixed.

■ **Fix for item GTIN and case GTIN - blank filter not applying properly**

Blank filters option should now be applied properly on range facets.

■ **Fix to apply new BMEcat2005.1 import logic for the pre-processor: 'ECLASS Advanced data converter'**

A new BMEcat2005.1 import logic for the pre-processor: ECLASS Advanced data converter has been applied.

■ **Fix for duplication functionality needing further attention**

A fix for duplication functionality has been implemented.

■ **Fix for HAProxy install, incorrect permissions on haproxy.sock causes continuous 'Ncat: Permission denied.' errors in frontend.0.log**

The new HAProxy backend http check would fail and log 'SEVERE: Ncat: Permission denied.' This has been fixed.

■ **Fix for an error when sending out via asynchronous translation and SDL**

Better error handling in async translation and SDL.

■ **Fix for exporting from template and custom export not working properly for baskets**

Fixed a problem when Basket in the Web UI created a new collection instead of reusing an existing one, if an authenticated user ID differs by character case between external provider and STEP (for

example, USER and user, so the basket was looking for collection basket-user, but the collection basket-USER existed).



SECURITY ENHANCEMENTS

■ ISSUE-553167 - Fix for PenTest 04-22: High - Finding 2: Local File Inclusion

Improved path traversal protection for Web UI Theme Image Service servlet. Introduced a blacklist of forbidden exceptions for the GET method of this servlet, so the files with this extensions cannot be accessed for security reasons. There is also a hotfix available for this solution that is applicable to step-11.1-mp4.



PERFORMANCE ENHANCEMENTS

■ ISSUE-608659 - Fix for approve delete stopping after 10K objects (and more)

Improvements were made addressing stability and performance of actions related to deletion and purging from the recycle bin.

Note: Customers may want to search the Support Portal for their Issue Numbers (if shown). To do so, while in the Support Portal, navigate to Issues (in the header bar) and then select 'Search for Issues.' Click on the 'Advanced' option on the filtering bar, and then type in 'issue=' and the Issue number from the Maintenance Patch Notes. Press Enter or click the magnifying glass icon to run the query. **Users can only view Support Portal issues for Issue Numbers that they have privileges to access. If the issue is not applicable to the user searching, then a 'No issues were found to match your search' message displays.**

11.2 (2023.2)-MP1 Maintenance Patch Notes

June 2023



NEW FEATURES

■ New 'Self referencing' parameter in the Onboarding Mapping Details screen

The Setup tab of the Onboarding Mappings Details Screen has been enhanced with a newly introduced parameter, 'Self referencing', enabling users to perform data onboarding (moving / copying) within the same object. When this checkbox is selected, the source and target objects are set to be the same. These Mapper Configuration setup entities are executed under specific conditions where the target data is located on the same node instance as the source data. Use cases for this functionality include scenarios such as migrating own data to an industry standard format or upgrading from one version of an industry standard (e.g., version X) to the next (e.g., version X+1). For more information on this, refer to the Configuring Mapper Configuration Setup Entity topic in the Data Onboarding documentation.

PIES Item → NAPA Product

Setup

Naming

- * Map from: PIES Item 234
- * Map to: NAPA Product 234

Global Configuration

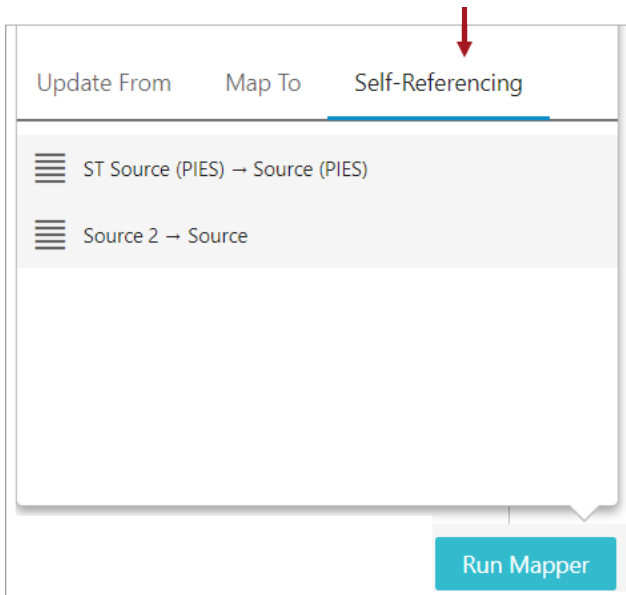
- Self referencing:
- * Source:
- * Reference:
- * Target:
- Target Hierarchy:
- Reverse Reference:
- Approved Workspace:

Mapping description

Description:












Save Duplicate Reset Delete

Further, to distinguish the Self-referencing Mapper Configuration setup entity from the others, the Stacked Mapper action button has been updated to include an additional tab called 'Self-Referencing', as shown below. For more information on this, refer to the Executing Mapper Configuration Setup Entity topic in the Data Onboarding documentation



■ PDX Channel Configurator UI extension

A new optional parameter called Minimum Pixels (Longest Side) has been added within the Supplier Data Definition tab of the PDX Onboarding Channel Configurator. The purpose of this parameter is to provide users with the ability to define the smallest number of pixels allowed for an asset's longest side.

Channel Properties	Supplier Classification	Supplier Data Definition	PDX Presentation
Asset Validation Object			
Asset Validation Object Type		<input type="text"/>	
Asset Object Types		<input type="text"/>	
Valid Color Spaces		<input type="text"/>	
Minimum Pixel Width		<input type="text"/>	
Minimum Pixel Height		<input type="text"/>	
Maximum Pixel Width		<input type="text"/>	
Maximum Pixel Height		<input type="text"/>	
 Minimum Pixels (Longest Side)		<input type="text"/>	
Maximum File Size Bytes		<input type="text"/>	
Aspect Ratio		<input type="text"/>	
<input type="button" value="Save"/> <input type="button" value="Save and publish"/>			



LFSC ANNOUNCEMENT

Customer Action Required for Harmful Lock Free Schema Change (LFSC) Bug

The LFSC (Lock Free Schema Change) feature replaced SUM (Single Update Mode) when Stibo Systems introduced Cassandra as a database. Cassandra database does not have a concept of locks like Oracle does.

After a recent unplanned outage / restart, we uncovered a bug in the Lock Free Schema Change (LFSC) feature. If an LFSC process was running at the time of the outage, and if the system was brought back online without the bugfix (outlined below), there was risk of data corruption.

To prevent the loss of data, users should apply the hotfix outlined below to their systems. It is applicable to the last maintenance patch version of each baseline version. For example, 11.1 systems should be on 11.1-MP4 to apply the hotfix. Those customers installing the newly released 11.2 (2023.2) do not need this hotfix since the fix is included in the baseline code.

```
to:hotfix/621/issue-621425-HOTFIX-6544.spr
```

Because you may not know what database your system is using, this hotfix is safe for Cassandra systems and non-Cassandra systems. For SaaS systems, the hotfix will be applied by Stibo Systems when it is time to do any additional hotfixing, upgrading, and restarts. Open an issue (i.e., ticket) in the Stibo Systems customer support portal if you would like to have this hotfix applied immediately. If you

do not proactively open a new issue in the next few days, we will begin to reach out to each Stibo Systems SaaS customer individually (through a ticket) to schedule.

For all customers: we stand ready to move forward with updating your systems or helping you update your systems with the fix.

Additionally, we recommend the following:

1. Do not engage the LFSC feature on your systems until step 2 (below) is accomplished. (i.e., do not attempt any of the actions that would have engaged a SUM process in Oracle).
2. Update your systems to the latest maintenance patch for your STEP baseline version. Apply the hotfix. Your non-production systems (QA, DEV, and pre-prod) should also be hotfixed.

For more information about LFSC, refer to the documentation. Contact Stibo Systems Support with any questions.



PDX ANNOUNCEMENT

■ STEP to PDX Integration

The new integration approach to integrating STEP and PDX moves the responsibility of converting multi-context STEPXML to PDX-native JSON from the STEP application to the PDX application. This change has been done to improve the overall throughput of product records transferred from STEP to PDX.

Currently, when the PDX component is added to STEP versions 10.1 – 11.2 (2023.2), the old JSON outbound integration is used. However, the new STEPXML outbound integration also works with these STEP versions. Starting with the STEP 2023.3 release in September 2023, ONLY the new STEPXML outbound integration will be supported, and the old JSON outbound integration will no longer be available.

Users of PDX, regardless of their STEP version, will be required to set up the new STEPXML outbound integration and disable the old JSON outbound integration by the time 2023.3 is released. Existing customers on the JSON outbound integration must contact their Stibo Systems account manager or partner manager to discuss migration to the STEPXML outbound integration approach.

The documentation has been updated to reflect the upcoming changes. For more information, refer to the Product Data Exchange section of the Data Integration documentation.

New PDX Syndication customers should only use the STEPXML outbound integration.



KAFKA TOPIC OFFSET ANNOUNCEMENT

■ Kafka Receiver IIEPs require a hotfix to avoid losing messages

In release 11.2 (2023.2), the option to have Kafka manage the topic offset for Kafka Receiver IIEPs was introduced, making Kafka aware of which messages have been consumed. However, depending on the number of messages received and the number of waiting background processes in the IIEP, messages could be lost. A hotfix has been created to resolve this problem. All 11.2 (2023.2) systems using a Kafka Receiver IIEP where Kafka manages the offset, must apply the recipe `to:hotfix/623/issue-623905-HOTFIX-6566.spr` (or have it applied) to ensure all messages are processed.



DOCUMENTATION UPDATES

■ Documentation clarification around Lionbridge V2 translations

Information regarding a new 'Quarantine' State for Lionbridge V2 translations was added to 11.2 (2023.2)-MP1 [online help](#), however, the functionality is not yet available. Topics impacted are the 11.2 (2023.2)-MP1 Maintenance Patch Notes and Configuring an Asynchronous Translation Service. This functionality will be available in a later maintenance patch and/or feature release.



BUGFIXES

■ ISSUE-489531 - Fix for when TranslationXML restores deleted LOV entries

Previously, when the user imported a translated LOV, a removed LOV value would be revived. This resulted in data inconsistency. Now, deleted LOV values are not recreated.

■ ISSUE-506586 - Fix for STEP InDesign plugin - after Database Update applied paragraph style is not correct

Fixed a problem with the InDesign client plugin. Previously, after a Database Update was applied, the paragraph style was lost when using a STEPCOND tag.

■ ISSUE-543484 - Fix for a customer not being able to access the SaaS QA system

We recommend avoiding concurrent requests to get sensor information from the Admin Portal as these requests use a lot of memory and can contribute to the application server running out of memory. Also, the sensor information requested from Prometheus has been fixed, so no two threads are starting to collect information for the same sensor concurrently. This solution also has a hotfix available for step-10.3-mp4.

■ **ISSUE-545869 - Additional logging for the Web UI standard function 'Add Reference' does not work correctly**

Added more logging to investigate the problem. There is also a hotfix available for this logging that is applicable to step-11.0-mp4 and mp5.

■ **ISSUE-552984 - Fix for Table Row Heights in rows with spanned cells**

Fixed a problem when table rows containing spanned cells after adjusting the column widths in InDesign resulted in incorrect row heights or were being overset. There is a hotfix available for this solution that is applicable to saas-10.2-2023-06-15-09-06-56 and step-10.2-mp3 and mp4. There is also a hotfix available for this solution that is included in saas-10.2-2023-06-16-11-08-55 15/06 and saas-10.2-2023-06-16-07-27-45 15/06.

■ **ISSUE-556686 - Fix for when the Golden Source Traceability Screen Reference Type option only shows the referenced object ID**

The reference type option was showing the referenced object ID instead of the attribute value on the Golden Source Traceability Screen. The fix has been implemented.

■ **ISSUE-571224 - Fix for OIEP advanced tab: 'select version to resolve tables' cannot be cleared**

The problem was that the field 'select version to resolve tables' under OIEP advanced tab was visible for both STEPXML and Advanced STEPXML. Ideally, it should be visible for only STEPXML format when the 'Include table' field is set to 'yes.' A fix has been implemented.

■ **ISSUE-576341 - Fix for asynchronous translation service: translation status not updated - was: reimport of the translated file fails**

An existing fix has been backported to step-10.3-mp5.

■ **ISSUE-578150 - Fix for Advanced STEPXML not working as expected**

Fixed a problem in Advanced STEPXML export using Domain mode. Previously, Classification Product References owned by classification object type were included under the Classifications tag even though they were not mapped. There is also a hotfix available for this solution that is applicable to step-10.2-mp3 and mp4.

■ **ISSUE-583660 - Fix for report 'Save as CSV' spins over and over then fails to deliver file**

Now, the thread related to downloading the CSV / HTML reports in workbench is kept alive for a longer time. This prevents restart after a timeout when downloading a large report.

■ **ISSUE-601000 - Fix for when the Partial Approve button creates unexpected error**

Fixed a NullPointerException (NPE) in the Web UI Design Mode when saving a new node editor screen after adding and saving a Partial Approve action in the buttons section of this component.

■ **ISSUE-601556 - Fix for an asset export fail in STEP 10.2-mp3**

Fixed a problem when product overrides were analyzed by the exporter, but no products were included in export configuration. It caused a performance issue on a system with a large number of product overrides. There is a hotfix available for this solution that is applicable to saas-10.2-2023-06-15-09-06-56, saas-10.2-2023-06-16-07-27-45, and step-10.2-mp3 and mp4. There is also a hotfix available for this solution that is included in saas-10.2-2023-06-16-11-08-55 15/06.

■ **ISSUE-602293 - Additional logging for the Web UI Business Function to Node error**

Additional logging was added for the Business Function to Node option on Node List Headers in Web UI. There is also a hotfix available for this logging that is applicable to step-11.0-mp4 and mp5.

■ **ISSUE-603341 - Fix for receiving 'SEVERE' error - Could not load default config**

Now, a default Web UI is returned instead of throwing an exception when the Web UI ID cannot be determined from the request.

■ **ISSUE-605962 - Fix for Advanced Merge does not highlight which value is used when the data is referenced based and different**

Fixed an issue with missing highlighting for entity references in an Advanced Merge screen.

■ **ISSUE-607061 - Fix for when export selected objects does not work correctly (Domain Exporter)**

When exporting selected classifications using the domain exporter, too many classifications were exported if the output format was Excel, and too few were exported if the output format was STEPXML. This has been fixed. There is also a hotfix available for this solution that is applicable to step-11.0-mp4 and mp5.

■ **ISSUE-607763 - Fix for 'Hide equal' not working on all tabs**

Fixed a problem when 'Hide Equals' and 'Mark Different' actions performed on a Compare Records screen were also applied to node lists on other tabs on the Web UI Node Editor screen. There is a hotfix available for this solution that is applicable to saas-10.2-2023-06-15-09-06-56 and step-10.2-mp3 and mp4. There is also a hotfix available for this solution that is included in saas-10.2-2023-06-16-11-08-55 15/06 and saas-10.2-2023-06-16-07-27-45 15/06.

■ **ISSUE-609555 - Fix for errors with calculated attributes**

When using the function getInheritedPublicationValue in a calculated attribute, the calculated value shown in the workbench would sometimes be wrong. This has been fixed.

■ **ISSUE-610507 - Fix for when 'OK' and 'Cancel' buttons are not visible**

Added a scrollbar to dropdown with tiles which is used, for example, on Run Business Action node picker on the Web UI Node List. The dropdown correctly displays a huge number of tiles and allows a

user to click the 'OK' or 'Cancel' buttons. There is also a hotfix available for this solution that is applicable to step-11.1, 11.1-mp1, mp2, mp3, and mp4.

■ **ISSUE-611188 - Fix for attribute management UI**

Fixed a problem when Global Navigation Tree Navigator did not show child attributes under the Attribute group after page reload.

■ **ISSUE-611455 - Fix for performance analysis tool unstable in STEP 11.0**

Fixed multiple errors related to performance report parsing JavaScript profiling information. There is also a hotfix available for this solution that is applicable to step-11.0-mp1, 11.0-mp2, 11.0-mp3, 11.0-mp4, and 11.0-mp5.

■ **ISSUE-612875 - Fix for 'Save' button on the Initiate Screen is disabled**

Previously, the 'Save' button on the Initiate Screen was disabled when the user right-clicked and selected 'Paste.' A fix has been implemented.

■ **ISSUE-613025 - Fix for STEP is unavailable (PROD)**

The maximum number of revisions that can be created for the Web UI configuration has been limited. The Web UI configuration is usually rather large. So, having a lot of revisions can cause the application server to run out of heap memory when trying to delete or purge old revisions from the Web UI configuration. There is also a hotfix available for this solution that is applicable to step-11.1-mp4 and mp5.

■ **ISSUE-613431 - Fix for SaaS - Unable to activate inbound because of multiple pollers**

System deletes excessive polling Background Processes instead of throwing an error. There is also a hotfix available for this solution that is applicable to step-11.1-mp4.

■ **ISSUE-614840 - Fix for an issue in changing dimension dependency of an object type**

Fixed a problem that occurred when removing dimension dependency on an object type.

■ **ISSUE-615264 - Fix for being unable to view 'Apply' button while adding dimensions dependencies to attribute in the actual size mode**

Added a scroll bar to Dimension Dependency Validation Dialog in the Web UI. This dialog appears when adding a dimension dependency to the attribute on an Attribute Management screen.

■ **ISSUE-615311 - Fix for an error occurring when clicking 'Send to Initiator' button after upgrading to STEP 11.1 MP4**

Now, in the workbench, an Inline Reference can be used in the recipient field (To:) of a 'Send Email' business action.

■ **ISSUE-616310 - Fix for when PMDM copying causes duplication of dollar sign**

In the workbench, copying a value with a unit and pasting it into a cell that already contains a value with a unit would give a validation error. This has been fixed.

■ **ISSUE-617223 - Fix for Faceted Search - Error**

Fixed NullPointerException in Elasticsearch GraphQL, which happened when one of the sharable user groups in STEP did not have a name but only an ID. There is also a hotfix available for this solution that is applicable to step-11.1-mp4 and 11.1-mp5.

■ **ISSUE-617665 - Fix for RCA: Sidecar-STEPnDesign status is CRITICAL (PROD)**

Fixed a problem when the sidecar was not able to unpack the InDesign plugins because a renderer was not shut down properly. The sidecar is now able to shut down these renderers and unpack the plugins and restart the renderers. There is also a hotfix available for this solution that is applicable to step-11.0, 11.0-mp1, 11.0-mp2, 11.0-mp3, 11.0-mp4, and 11.0-mp5.

■ **ISSUE-618075 - Fix for 'Alert: High Disk Utilization' (TEST)**

Concurrent outbound integration-endpoints adding and deleting information from the execution-report caused locks. This has been prevented by serializing (and buffering) access to shared resources including said execution-report. There is also a hotfix available for this solution that is applicable to step-10.3-mp4 and 10.3-mp5.

■ **ISSUE-618196 - Fix for upgrading an environment to version 11.1**

Patching a STEP system with the matching components and with matching data in the system, specifically golden record duplicates, to release 11.0 or later could halt the upgrade process. Patching can still take a long time after this bugfix is applied, but it will proceed. Refer to the online release notes for upgrading to STEP 11.0 (or later).

■ **ISSUE-618462 - Fix for Asset Publisher pushing asset as ZIP File to AWS**

Fixed a problem when MS Office files, transferred by Asset Publisher, were delivered as .zip files instead of keeping their correct extensions.

■ **ISSUE-619381 - Fix for values removed when using the Rich Text Editor**

The Multi Editor would save wrong values when handling STEP tags. This is fixed.

■ **ISSUE-619446 - Fix for when asset properties are missing on uploaded images**

A problem with the log parser configuration was fixed for missing asset properties on uploaded images.

■ **ISSUE-619799 - Additional logging for getting an exception when using search JavaScript**

Improved logging to identify problem when a corrupted Matching Algorithm in STEP causes all JavaScript searches to fail. Added logging to help find such Matching Algorithm.

■ **ISSUE-619871 - Fix for Inbound Integration Endpoints failing often with run time exception**

Made creation of files in BGPs more threadsafe. There is also a hotfix available for this solution that is applicable to step-10.3-mp4 and 10.3-mp5.

■ **ISSUE-620545 - Fix for changing attributes from externally maintained to 'No' causes the system to crash**

Fixed out-of-memory problem for large lock-free schema change operations.

■ **ISSUE-620603 - Fix for IIE to EP throughput issue**

Fixed problem with hotfolder implementations causing a five (5) second delay between processing each file.

■ **ISSUE-620824 - Fix for 'Fatal Error' - specific search creates a fatal error for the user**

Fixed a Null Pointer Exception (NPE) caused by DurationInWorkflowStateHeader on the Web UI Advanced Search screen when no workflow state criteria are involved.

■ **ISSUE-620897 - Fix for SaaS Project: SaaS QA - Button does not appear even after configured on the Web UI**

Fixed a problem when workflow-specific actions, like the Assign action, did not appear on Advanced Search Node List toolbar after performing a workflow search. There is also a hotfix available for this solution that is applicable to step-11.1-mp2, mp3, mp4, and mp5.

■ **ISSUE-620931 - Fix for SaaSInfrastructureHealthSensor reporting the status as 'Unsupported'**

Problem was fixed where SaaS infrastructure health sensor would return 'Unsupported' when basic authentication was disabled.

■ **ISSUE-620986 - Fix for setback: data issue is not cleared when user changes value of attribute**

A setback has been reverted.

■ **ISSUE-621160 - Fix for problem when promoting product between workflow states. 0bits.legacy**

Fixed a problem occurring when an empty mandatory value on an 0bits.legacy attribute caused an approval of a node via BR to fail.

■ **ISSUE-621283 - Fix for an error that filled an attribute with ValidationBaseType 'Text (exclude Tags)' and 'Numeric Text (exclude Tags)'**

In the workbench, when a character tag name contained the '-' character, an error occurred for attributes with ValidationBaseType 'Text (exclude Tags)' and 'Numeric Text (exclude Tags)'. This has been fixed.

■ **ISSUE-621284 - Fix for an issue related to business rule BR_TEST_TMP**

Fixed a problem in workbench when an unsaved JavaScript business rule that throws an exception during Test Business Rule Action was not showing the original business rule ID in the stack trace.

■ **ISSUE-621408 - Fix for tag conversion happening in the STEP Name of objects**

The problem was that the tag conversion was happening in the STEP Name of objects within the Web UI. A fix has been implemented.

■ **ISSUE-621482 - Fix for Object Type bind within Business Rule not working after upgrading to .mp4: Object type with specified ID does not exist**

Introduced a possibility to clear a Node List selection when executing Run Business Action from toolbar and a configured Business Action returns Reload Selection. To toggle this possibility, contact Stibo Systems Support.

■ **ISSUE-621505 - Fix for when smartsheet export is blank when exporting product-vendor objects as an alternate vendor**

Introduced a config property to disable a tracing hierarchy vendor permissions check during the export. If this property is enabled, only an exported object will be checked for vendor permissions instead of the object's whole parent hierarchy. To set this property, contact Stibo Systems Support. There is also a hotfix available for this solution that is applicable to step-11.1, 11.1-mp4, and 11.1-mp5.

■ **ISSUE-621572 - Fix for when exporting a filtered selection was missing the selection**

Users were getting an empty file when they applied a filter to the reference meta column and did an export on a Multi Reference screen. A fix has been implemented.

■ **ISSUE-622128 - Fix for STEP is unavailable (PROD)**

A fix was enabled to ensure that the monitoring servlet does not make the application server unresponsive. There is also a hotfix available for this solution that is applicable to step-10.3-mp4 and mp5.

■ **ISSUE-622160 - Fix for exports stalling on PROD and TEST and causing massive delays in delivery**

Exports on Oracle out-memory systems were unnecessary slow, investigating an excessive amount of data during export of suppressed cross-references. This has been remedied. Patching will require one

index to be rebuilt. The index is believed to be empty for most customers, and very small for the rest; as such little writing and sorting will take place, but we have no estimate for the patching time, as it is data- and hardware- dependent. There is also a hotfix available for this solution that is applicable to step- 10.1-mp4, mp5, mp6, mp7, 10.2-mp3 and mp4, 10.3-mp4 and mp5, and 11.0-mp4 and mp5, 11.1-mp4 and mp5, and 11.2.

■ **ISSUE-622178 - Fix for when the UOM list does not show up properly in the Web UI**

Previously, larger units of measure (UOM) lists did not display correctly in the Web UI. This has been fixed.

■ **ISSUE-622523 - Fix for cutover - bulk updates are running very slow after migrated to SaaS**

Introduced a batching mechanism to Cassandra BGP row reports to increase performance. Contact Stibo Systems Support to enable the mechanism for increasing performance of bulk updates on Cassandra systems with a large number of errors / warnings. There is also a hotfix available for this solution that is applicable to step-11.1-mp4 and mp5.

■ **ISSUE-622593 - Fix for 11.1-mp4 .tiff content download throws error**

Modified TIFF Parser to only read the first IFD as specified in the TIFF Revision 6.0 Final, June 3, 1992. The first IFD must be the full resolution (fullres) image.

■ **ISSUE-622994 - Fix for an export of 4775 products analyzing 53 million children objects**

Introduced the ability to replace ExportSize='Minimum' with ExportSize='Referenced' for Classifications tag when exporting products in the Excel or CSV formats with mapped Classification Product Links. To use this option, contact Stibo Systems Support. There is also a hotfix available for this solution that is applicable to step-11.1-mp3, mp4, and mp5.

■ **ISSUE-623048 - Fix for a loss of messages when Kafka manages offset**

A bug was fixed where an incorrect offset could be committed back to Kafka. There is also a hotfix available for this solution that is applicable to step-11.2.

■ **ISSUE-623056 - Fix for high criticality - PROD - Unable to recreate any Event Processor**

Fixed a problem with the persistence script tool in STEP System Administration (adminportal) which was not properly handling exceptions.

■ **ISSUE-623164 - Fix for sensors for external monitoring returning 500 Error**

Fixed a NullPointerException (NPE) in endpoint monitoring plugins when the creation date of an endpoint background process cannot be retrieved.

■ **ISSUE-623568 - Fix for Elasticsearch config returning NullPointerException**

Fixed an issue that caused a NullPointerException (NPE) to appear in the Elasticsearch and event processor configuration when the object type that was used on the `Triggering Object Types` for the event processor was removed. There is also a hotfix available for this solution that is applicable to step-11.1, 11.1-mp4, and 11.1-mp5.

■ **ISSUE-623603 - Fix for a problem with mask and data type after migrating to SaaS**

Previously, it was not possible to clean up the Numeric Text attribute value with mask validation on the Web UI Node Editor screen. Also, the same value with unit was not allowed if the mask did not accept the unit. Both issues have been fixed.

■ **ISSUE-625810 - Fix for a HealthCheck is still running after 4 days**

Implemented a fix to make the admin portal refresh less aggressively when healthchecks are running. There is also a hotfix available for this solution that is applicable to step-11.1, step-11.1-mp1, 11.1-mp2, 11.1-mp3, 11.1-mp4, and 11.1-mp5.

■ **ISSUE-626567 - Fix for [MIGRATION] Sort Sequence not working on the Web UI Smartsheet Export**

Fixed a setback when the Web UI sorting order was not preserved in the exported Smartsheet when it was exported via Smartsheet Export Action.

■ **ISSUE-626777 - Fix for STEP is unavailable (PROD)**

Fixed a problem with the Business Rules cache occupying a lot of memory. Previously, when a JavaScript business rule which executed code in a new manager object was used during the import Background Process, it led to Out Of Memory errors.

■ **ISSUE-626833 - Fix for asynchronous pollers not starting**

Fixed a problem with asynchronous poller processes when some of the background processes (BGPs) / jobs were deleted.

■ **ISSUE-627297 - Fix for receiving an org.xml.sax.SAXParseException when trying to save a workflow**

Now, a STEP workflow can be saved with a transition between two states where the ID of the target state contains an ampersand.

■ **ISSUE-628958 - Fix for Priority 1 / Urgent : system error when trying to create new object using Initiate Item screen**

Fixed a problem when the Workflow Variable User List component in workbench was configured for a workflow that was used on the Web UI Initiate Item screen. Previously, this configuration prevented a new item from being saved and initiated and also displayed an unexpected exception error in Web UI.

■ **Fix for unusual amount of optimistic locking errors**

The problem of an unusual number of optimistic locks in the PDX inbound endpoint is now fixed.

■ **Fix for PDX: space between packaging roots**

In PDX, the extra space between packaging roots has been fixed.

■ **Fix for PDX: when duplicate values are entered in the table, the system should error out and not allow user to save**

Fixed a problem when duplicate values are entered in the table. Now the system errors and does not allow the user to save.

■ **Fix for the Sufficiency card breadcrumb showing an incomplete name**

Previously, the Sufficiency card breadcrumb showed an incomplete product name which caused navigation to fail. A fix has been implemented.

■ **Fix for ECA Editor: not possible to delete LOV values for single values attributes with more than 15 LOV values**

Fixed an issue in the ECLASS Advanced Editor where it was impossible to delete LOV values for single value attributes with more than 15 LOV values. Added an empty value element at the beginning of the list which allows users to select no value.

■ **Fix for ECA Editor: missing LOV values when having between 10 and 15 LOV values**

Fixed problem in the ECLASS Advanced Editor when an LOV has more than 10 and less than 16 elements. Now the correct number of elements is displayed in the component.

■ **Fix for when DnBMatchingProcessor fails frequently in production**

Now, a DnB matching process will not be interrupted if any of the potential candidates put into the recycle bin cannot be purged immediately.

■ **Fix for onboarding component getting an unexpected error when patched without license**

Fixed a problem when onboarding component is patched without the license.

■ **Fix for onboarding a component in the Web UI: creating new mapping configuration's window is not displayed properly**

Fixed a problem displaying the 'Create New Mapping Configuration' dialog correctly while onboarding a component in the Web UI.

■ **Fix for PMDM: Dev Mongo DB connection issue after upgrade**

Fixed a Null Pointer Exception (NPE) in custom code caused by missing a Manager resolver in Mongo DB Business Action context. There is also a hotfix available for this solution that is applicable to mongodbadapter-7.0.64.

■ **Fix for Elasticsearch 'Export All' action exporting from main workspace instead of taking the export from Elasticsearch database**

Now, when exporting data from the Elasticsearch screen in the Web UI, data is exported according to the currently selected Web UI workspace.

■ **Fix for search filter fields are not highlighted in blue color in STEP 11.0 MP5**

Fixed incorrect coloring of search field styling issue in Elasticsearch component.

■ **Fix for STEP is unavailable (PROD)**

Now, the Multi Context Editor in the Web UI has a default limit of 10,000 products before showing the confirmation message that having more products selected can cause performance issues. To change this limit, contact Stibo Systems Support.

■ **Additional logging for an error when moving / duplicating a product in the workbench**

Added more logging to troubleshoot an exception error.

■ **Fixed NullPointerException (NPE) in Onboarding Mappings setup**

Previously, when attempting to modify the source object type within the Setup tab of the Onboarding Mappings Details Screen, a NPE would be generated before saving the Mapper Configuration setup entity. This issue is now resolved.

■ **Corrected an issue with the mapper rows**

Previously, the disabled mapper rows within the mapping plugins were not being grayed out. This issue is now resolved.

■ **Corrected an issue with the Source Validation Type and the Target Validation Type column in the Attribute Mapping plugin**

Previously, an issue occurred where the 'ISO Date and Time' validation base type was not properly displayed for the corresponding mapper row in the Source Validation Type and Target Validation Type columns of the Attribute Mapping plugin. This problem is now resolved.



PATCH

The 11.2-MP1 baseline patch can be installed with the following recipes:


```
spot --apply=to:step/platform/step-11.2-mp1.spr
```

— OR —

```
spot --upgrade=step:11.2*
```

** Before installing the recipe provided by the SPOT --upgrade functionality, review the baseline and component versions that the system will be upgraded to before applying. Verify that the baseline and/or components are the correct versions to be applied (i.e., the versions you did testing on—and not a higher, untested version).*

Note: Customers may want to search the Support Portal for their Maintenance Patch Issue Numbers. To do so, while in the Support Portal, navigate to Issues (in the header bar) and then select 'Search for Issues.' Click on the 'Advanced' option on the filtering bar, and then type in 'issue=' and the Issue number from the Maintenance Patch Notes. Press Enter or click the magnifying glass icon to run the query. **Users will only be able to view Support Portal issues for Maintenance Patch Issue Numbers that they have privileges to access. If the issue is not applicable to the user searching, then a 'No issues were found to match your search' message will be displayed.**

Product MDM for Automotive 11.2 (2023.2) - 7.0.54 Patch Notes

Release Date: June 30, 2023

There is no new functionality or bugfixes included with this release. The 11.2 - 7.0.54 installation recipe makes the automotive component compatible with the released core code for STEP 11.2 MP1.



PATCH RECIPE

The Automotive add-on can be installed with the following recipe:

```
to:automotive/7.0/automotive-7.0.54.spr
```

The above recipe is compatible with the following STEP 11.2 MP1 baseline recipe:

```
to:step/platform/step-11.2-mp1.spr
```

Important: Once an Automotive add-on is installed to a base STEP system, the base system cannot be upgraded without upgrading the Automotive add-on at the same time. Additionally, when upgrading any base STEP system that has any Automotive add-on installed, both install recipes must be prepared at the same time.

For assistance in applying the patch to systems with extensions or additional add-on components, contact Stibo Systems Technical Services. For on-premise systems, instructions for installing components can be found in the SPOT Program topic in the System Administration Guide found in Downloadable Documentation. For SaaS systems, contact your Stibo Systems account manager.