



RELEASE NOTES

Release 11.1, 11.1-MP1 - MP3

March 1, 2023

Table of Contents

Table of Contents	2
11.1 Release Notes	6
Upgrade Guide and Maintenance Patches	6
Academy and Community Resources	7
Installation Recipe	7
11.1 Upgrade Guide	8
Improved SaaS migration performance	8
New deleted object handling and automated connection / concurrency error handling in event processors and integrations	9
New automatic cleanup of IIEP files	9
Upgrade of internal numeric fields	9
Change in Web UI components for exporting empty values	9
Derived events now display user-defined ID	9
New Loqate Local data packages update process for SaaS and on-premise deployments	10
Support, platform, and system admin information	10
Superseded, Withdrawn, and Deleted components	10
New features incorporated via 11.0 maintenance patches*	11
Customer MDM and Supplier MDM Enhancements and Changes	12
New Loqate Local data packages update process for SaaS and on-premise deployments	12
Machine Learning Match Recommendations for Clerical Review are generally available	13
New filtering options in Clerical Review	13
Filtering on the Source Information Header in Clerical Review	14
Clerical Review Task List 'Select All' and actions as bulk update background processes	15
Copy and paste values from the Clerical Review Task List	16
Matching - Merge Golden Record component model protections extended	16

Data Exchange Enhancements and Changes 17

- Kafka integration improvements 18
- Improved format for complex data imports and exports using Excel and CSV 19
- Remove header for CSV format 20
- HTTP, HTTPS, and SOCKS proxy support available for asset push sidecars 20
- Automatic cleanup of files for inbound integration endpoints 21
- New automated error handling and improved notification options on IEPs and EPs 22
- OIEP and EP 'Unread events (approximated)' parameter improvement for SaaS systems 27
- Updated Business Rule Based Message Processor in OIEP gets nodes within a collection 28
- Mutual Transport Layer Security (mTLS) now allows specifying a certificate and/or keystore per endpoint 28
- ECLASS Advanced Editor Screen updates 30

Faceted Search Enhancements 32

- Elasticsearch version support update 32
- Elasticsearch publishing enhancements 32
- Elasticsearch index management 33
- Faceted search configurable in Web UI designer 34

Web UI Enhancements and Changes 35

- New mandatory, read only, and hidden options for attributes and references in the Web UI 35
- System announcements moved in Web UI and enabled for SaaS systems 36
- Enhanced Referenced Asset Representation 36
- Sufficiency Card now supports products and entities 39
- Product Summary Card and Sufficiency Card support both 'Navigation' and 'Copy and Share' 39
- Styling improvements in sufficiency panel metric messages 40
- New ECLASS Advanced Editor Screen for editing ECLASS data 41

General Enhancements and Changes 43

- Approved workspace indicator is more obvious in workbench 44
- New and improved healthchecks identify performance issues 44

Improved workbench responsiveness	45
Improved derived event identification	45
Bulk update Reassign operation in the workbench	46
Improved management of State Log entries	47
Improved migration to SaaS (Cassandra) for collections	48
'Force Authentication via STEP' parameter improvement	48
System property management via SaaS Self Service UI	48
Inherited data via REST API V2	49
Improved integration of Stibo Aspire gateway with STEP	49
Start Page design updates	50
Control access to workbench	51
Change Package Handling column update	52
Asset Publisher Storage Template now supports additional macros	52
Product MDM for Automotive 11.1 - 7.0.50 Release Notes	54
Patch Recipe	54
Platform and Software Support Changes	55
Current Updates	55
Future Updates and End of Life Notifications	55
Miscellaneous Bugfixes	56
Bugfixes	56
Performance Enhancements	68
11.1-MP1 Maintenance Patch Notes	70
New Features	70
Bugfixes	72
Documentation Updates	80
Patch	80
Product MDM for Automotive 11.1 - 7.0.51 Patch Notes	82

New Features	82
Bugfixes	83
Auto Care	83
TecDoc	84
Patch Recipe	84
11.1-MP2 Maintenance Patch Notes	86
New Features	86
business Rule Announcement	87
Bugfixes	89
Documentation Updates	102
Patch	102
Product MDM for Automotive 11.1 - 7.0.52 Patch Notes	104
New Features	104
Bugfixes	104
Auto Care	104
TecDoc	105
Patch Recipe	105
11.1-MP3 Maintenance Patch Notes	106
Business Rule Announcement	106
Bugfixes	107
EOL Announcement / Documentation Updates	116
Patch	116

11.1 Release Notes

These release notes describe the new, enhanced, and changed features provided with the release. Some changes may require action, so review these notes carefully. These notes complement the Stibo Systems Enterprise Platform (STEP) Online Help, which includes in-depth information on previously existing and new system functionality, including detailed explanations and step-by-step instructions for use, when appropriate.

Fall 2022 release highlights:

- **Faceted Search** – providing a powerful and easy to use search interface for end users and a better experience for Administrators when managing their installations (Product MDM)
- **Simplified Data Exchange** – addressing companies need to send and receive complete data in an efficient, reliable, and consistent manner, with user-friendly formats and tools (Platform)
- **PDX / Product MDM Invitation Flow** – automating the process of inviting new vendors to create PDX accounts (PDX, Product MDM)
- **Match recommendations through ML** – improving operational efficiencies by automating repetitive data stewardship activities, providing the ability to filter by recommendations, and to perform bulk operations (Customer MDM)
- **Data Validity in Web UI** – improving the ability to deal with data structure complexities and processes which are particularly relevant for centralized party domain use cases (Customer MDM)
- **Enhancement Requests** – adapting to the changing needs of the market and our customers (All)

Information regarding the enhancements above and a wide variety of other enhancements and changes are included in this release note set.

Note: Product Data Exchange (PDX) release notes are now available in the PDX standalone tool. Once logged into the tool, click Help Center > Documentation using the left navigation panel. Documentation, including release notes, will open in a new tab.

Upgrade Guide and Maintenance Patches

In addition to the individual release notes, upgrading customers should read the 11.1 Upgrade Guide. This guide provides information that existing customers need to know prior to upgrading. This includes actions required for deprecated components and unsupported functionality.

The Upgrade Guide includes information about actions that need to be taken prior to upgrading.

If / when applicable at the time of your installation, read the maintenance patch notes for 11.1 to understand the full scope of changes for the 11.1 release and subsequent patches.

Important: Some functionality described within these notes is controlled via licenses and/or component installations and may not be available on your system. Questions should be directed to your Stibo Systems account manager or partner manager.

Academy and Community Resources

Stibo Systems Academy

Stibo Systems Master Data Management (MDM) Academy offers customer and partner hands-on training options to expand your knowledge on Stibo Systems MDM solutions. Information regarding our certification programs and specific classes can be found on our website: <https://www.stibosystems.com/services-support/mdm-academy>.

Stibo Systems Communities

All customers and partners are encouraged to join their respective Stibo Systems Communities to collaborate with other users. These release notes and other release materials, including videos, are also available within each Community.

Customers: <https://www.stibosystems.com/online-community>

Partners: <https://www.stibosystems.com/partners/partner-community>

Installation Recipe

The baseline can be installed using this command:

```
spot --upgrade=step:11.1
```

For on-premise systems, refer to the SPOT Program documentation for more information, including how to use the SPOT `--upgrade` command to also find compatible components that can be added at the same time as the baseline patch (`--upgrade=all`) in the SPOT Program topic of the System Administration Guide found in Downloadable Documentation. For assistance, contact Stibo Systems Technical Services. For SaaS systems, contact your Stibo Systems account manager. For customers that have custom add-on components and/or if Stibo Systems Support is deploying your system upgrades and patches, submit an upgrade request via the Support Portal.

This document is intended for use by active Stibo Systems Enterprise Platform (STEP) users and partners and describes the above and other new functionality and improvements in greater detail. It does not serve as a replacement for the Online Help, which includes additional information on previously existing and new system functionality, as well as more detailed explanations and step-by-step instructions for use, when appropriate.

11.1 Upgrade Guide

Summary

There are many benefits to keeping your current system upgraded. And, remember that upgrades are made easy with SaaS!

- Get the latest and greatest to stay ahead of your competition
- Improve the user experience and increase both productivity and efficiency
- Stay current with releases for security and supportability
- Support new business initiatives
- Benefit from improved system performances

Customer action may be required. Before upgrading the platform and its add-on components, there are certain system changes that customers need to be aware of when moving to 11.1 from an earlier version. The list that follows may not be comprehensive; however, along with the full release note set, it provides a starting point for upgrade evaluation.

For on-prem deployed systems, it is always recommended to use the latest released version of SPOT (regardless of the current STEP version in use). If upgrading via the --upgrade command, using the latest SPOT version is required.

Details

Improved SaaS migration performance

By default, State Log entries for products, entities, and classifications are now limited to 93 days to improve performance in STEP. While this new State Log history maintenance is automatic after 93 days, prior to the 11.1 upgrade, admins can increase or decrease the number of days of entries to be kept. Once the system upgrade is complete with the new setting, entries older than the limit are flagged for deletion, removed completely when system resources are available, and cannot be retrieved. When planning a migration from on-premise to SaaS, do not increase the 93-day setting, and consider reducing it to streamline the data transfer process.

Additionally, multiple threads are now used to import collections, which can reduce the overall time for a SaaS migration.

For more information, refer to the General Enhancements and Changes release note for 11.1.

New deleted object handling and automated connection / concurrency error handling in event processors and integrations

All event processors (EPs) now handle events for an object in the recycle bin by skipping the event, which allows the system to continue processing after attempting to process an event for a deleted object. For EPs that run business actions ('Execute Business Action' and the 'Execute Business Action for Event Batch'), a new 'Skip Deleted Nodes' parameter is set to 'No' to continue current functionality, which may include handling for deleted objects via JavaScript. All other processor types automatically skip deleted objects.

Updates to handle connection errors are now available for both inbound and outbound integration endpoints (IEPs) as well as event processors (EPs) and concurrency error retries are available for EPs. These updates reduce the manual intervention required to restart processing and the time delays previously experienced after connection and concurrency error failures. For all new and existing EPs, connection error handling is enabled by default with a 30 day retry duration – this should be reviewed and updated with an appropriate retry duration to suit each EP.

For more information on additional changes, refer to the Data Exchange Enhancements and Changes release note for 11.1.

New automatic cleanup of IIEP files

At upgrade, older IIEP files are removed. **Before upgrading, review IIEP files (those that were imported successfully or that failed to import) and determine if they should be kept after upgrade.** To prevent deletion of older files, manually move the files to a new directory on the application server. Once upgraded to 11.1, IIEP import files are automatically deleted based on new parameters in the IIEP wizard. For more information, refer to the Data Exchange Enhancements and Changes release note for 11.1.

Upgrade of internal numeric fields

Internal numeric fields are upgraded in 11.1 to their 64-bit equivalents to provide more capacity for data and prevent unplanned downtime. The change will add some time to the upgrade, measured in minutes, which will vary based on the size of the database tables with affected fields.

Change in Web UI components for exporting empty values

In Web UI, the 'Export Empty Fields' parameter in Web UI Design Mode is now included for the Export Current View component and the Custom Export component configuration dialogs. By default, the parameter is disabled since exporting empty fields can increase the time for the background process to complete. As empty fields were previously exported automatically, admins should evaluate the configuration of these components to ensure the expected functionality after upgrade.

Derived events now display user-defined ID

Derived events now display the user-defined ID on an event queue list to improve testing and troubleshooting processes. The user-defined ID is also now exposed in SOAP API responses as the new 'eventTypeName' element. While the functionality of existing integrations using 'eventType' are unchanged, it is recommended

to use 'eventTypeName' instead since it will not change between environments and is easily identifiable. For more information, refer to the General Enhancements and Changes release note for 11.1.

New Loqate Local data packages update process for SaaS and on-premise deployments

The update process for Loqate Local data packages has been greatly improved for both SaaS and on-premise deployments. Customers with SaaS deployments no longer need to do anything to update; their systems will update regularly. Customers with on-premise deployments should follow the steps laid out in the Loqate Local License & Data Pack Update topic in the Data Integration documentation.

Loqate reference data packs must also be updated on a regular basis (regardless of deployment type), even when not upgrading to a new version of STEP. Loqate provides a quarterly release. This release will typically include updates to the Knowledge base (GKR) and often also reference data. Loqate's release schedule can be found on their site: <https://support.loqate.com/release-information/>

For more information, refer to the Loqate Integration topic in the Data Integration documentation.

Support, platform, and system admin information

The following items are desupported or removed with the 11.1 release (or as indicated):

- macOS Catalina (10.15) support ends with this release.
- Support for the 9.2 version of STEP ended August 1, 2022.
- Support for the 9.3 version of STEP ended November 1, 2022.

Note: Support for the 10.0 version ends May 1, 2023, and support for 10.1 ends December 1, 2023.

Platform and Software Support information can be found in the 11.1 Platform Support and Software Support section. And, the latest changes included with this release can be found in Platform and Software Support Changes section of this release note set.

Superseded, Withdrawn, and Deleted components

Some components are moving into a new stage within the component removal lifecycle with the 11.0 release. The purpose of these component status changes is to simplify the component list, minimize support on components that have an improved substitute, and to remove clutter and uncertainty as to which component (s) to use. **For users, this means that after components are superseded, they are later withdrawn (also referred to as deprecated). Previously withdrawn components are now being removed (status = deleted). Alternate components have previously been announced, and it is very important for customers to make sure they are using those recommended components prior to upgrade.**

- The ECLASS Advanced Screen is superseded and will be withdrawn in a future release. Read about the new ECLASS Advanced Editor Screen in the Data Exchange Enhancements and Changes release note in the 11.1 release note set.

Important: Prior to upgrade, customers should be aware of any maintenance patch updates that came out in earlier releases. The projects below were covered in the maintenance patch notes for 11.0, which can be accessed via the 11.0 Release section within the 11.0 Maintenance Patch Notes section of the documentation.

New features incorporated via 11.0 maintenance patches*

- ECLASS Import Message Updates (11.0-MP4 and 11.0-MP2)
- PDX Onboarding for Accelerator for Retail and Supplier Onboarding (11.0-MP4)
- New Uptime Report for SaaS Self-Service production systems (11.0-MP4)
- New Online Help Home Page (11.0-MP2)
- Enforce Validity for Add Action in Data Container (11.0-MP2)
- No white space around Summary Card thumbnail image (11.0-MP2)
- User to change their own password in Web UI without Maintain user password setup action (11.0-MP2)
- SPOT logs are now available from the Admin Portal (11.0-MP2)
- DaaS Publisher allows writing Last Published date / time to nodes (11.0-MP2)
- Asset Publisher includes a new option for processing delete events to manage blob storage (11.0-MP1)

*11.0-MP3 was a hotfix only maintenance patch, and no new features were released.

Customer MDM and Supplier MDM Enhancements and Changes

Summary

The following enhancements have been made to the Customer and Supplier Master Data Management solution with the 11.1 release. These updates are outlined below and described in the Details section that follows:

- The **Loqate Data Package Update** process has been simplified for SaaS and on-premise deployments.
- The **Machine Learning Match Recommendations** for Clerical Review is now generally available.
- New **filtering options** for Clerical Review have been introduced.
- The **Source System Information column** in Clerical Review has been modified to allow for filtering and to show more information.
- A **'Select All' button** has been added to Clerical Review, and bulk updates will now run as background processes.
- **Copy and paste functionalities** have been added to Clerical Review.
- The **Matching - Merge Golden Record** component model has been modified to have further protections.

Details

New Loqate Local data packages update process for SaaS and on-premise deployments

The update process for Loqate Local data packages has been greatly improved for both SaaS and on-premise deployments. Customers with SaaS deployments no longer need to do anything to update; their systems will update regularly. Customers with on-premise deployments should follow the steps laid out in the Loqate Local License & Data Pack Update topic in the Data Integration documentation.

Loqate reference data packs must also be updated on a regular basis (regardless of deployment type), even when not upgrading to a new version of STEP. Loqate provides a quarterly release. This release will typically include updates to the Knowledge base (GKR) and often also reference data. Loqate's release schedule can be found on their site: <https://support.loqate.com/release-information/>.

For more information, refer to the Loqate Integration topic in the Data Integration documentation.

Machine Learning Match Recommendations for Clerical Review are generally available

The Machine Learning Match Recommendations(MLMR) are now generally available. The MLMR uses a matching agent that works alongside the daily activities of the data steward by observing their duplicate review decisions during clerical review sessions and continuously refines its learning.

Golden Record Clerical Review Task List						
Clear all Advanced Merge Merge Reassign Reject						
Task	Assignee	Recommendation	Created	Golden Record		
<input checked="" type="checkbox"/> Assignee: Users Created: 9/16/22 Merge	Users	Merge	9/16/22, 1:30:06 PM	ID: 16046422 • Match Score: -- Created: 9/16/22 • Updated: 9/16/22		
				ID: 16045973 • Match Score: N/A Created: 9/16/22 • Updated: 9/16/22		
<input checked="" type="checkbox"/> Assignee: Users Created: 9/16/22 Merge	Users	Merge	9/16/22, 1:30:06 PM	ID: 16047209 • Match Score: -- Created: 9/16/22 • Updated: 9/16/22		
				ID: 16047980 • Match Score: 50 Created: 9/16/22 • Updated: 9/16/22		
				ID: 16047207 • Match Score: N/A Created: 9/16/22 • Updated: 9/16/22		
<input checked="" type="checkbox"/> Assignee: Users Created: 9/16/22 Merge	Users	Merge	9/16/22, 1:30:06 PM	ID: 16047136 • Match Score: -- Created: 9/16/22 • Updated: 9/16/22		
				ID: 16047922 • Match Score: 50 Created: 9/16/22 • Updated: 9/16/22		
				ID: 16047155 • Match Score: 50 Created: 9/16/22 • Updated: 9/16/22		

As the data steward continues to review the task list, the MLMR provides merge and reject recommendations, which cover more of the clerical review task list backlog over time. Eventually, the MLMR will have identified sufficient patterns to replicate the data steward's decision-making process. At this point, the data steward can use a combination of the new task list filter on the matching agent recommendation, the 'Select all' button, and the bulk update action to automatically resolve large sections of the clerical review backlog, relieving them of making the same tedious decisions and leaving them free to focus on other activities.

New filtering options in Clerical Review

In the previous release, filtering was introduced to the Golden Record Clerical Review Task List, allowing users to filter based on attributes and match scores. Now, this feature has been expanded to include filtering on Assignee, Created in Workflow Date, Merge / Reject Recommendations, and Source System (for more information on Source System filtering, refer to the following 'Filtering on the Source Information Header in Clerical Review' section).

Golden Record Clerical Review Task List

Select all Advanced Merge Merge Reassign Reject Put onhold

Task	Assignee	Recommendation	Created
<input type="checkbox"/> Assignee: Users Created: 9/1/22 Reject	Users	Reject	9/1/22, 2:52:18 PM

Additionally, to be able to filter on match recommendations, a new MatchRecommendation workflow variable in the Clerical Review workflow must be created and stored on a MatchAgentRecommendation attribute.

For more information on filtering, refer to the Golden Record Clerical Review Task List topic in the Matching, Linking, and Merging documentation.

For more information on configuring filtering on match recommendations, refer to the Configuring the Clerical Review Workflow for MLMA topic in the Matching, Linking, and Merging documentation.

Filtering on the Source Information Header in Clerical Review

Previously, the Source Information Header in a Golden Record Clerical Review Task List only showed the source system that a record originated from prior to being initiated into STEP. Now, the Source Information Header enables the data steward to filter the Task List by the source record information based on the value of the source record ID or the name of the source system itself. Furthermore, each row in this header will contain both the source system name and the source record ID.

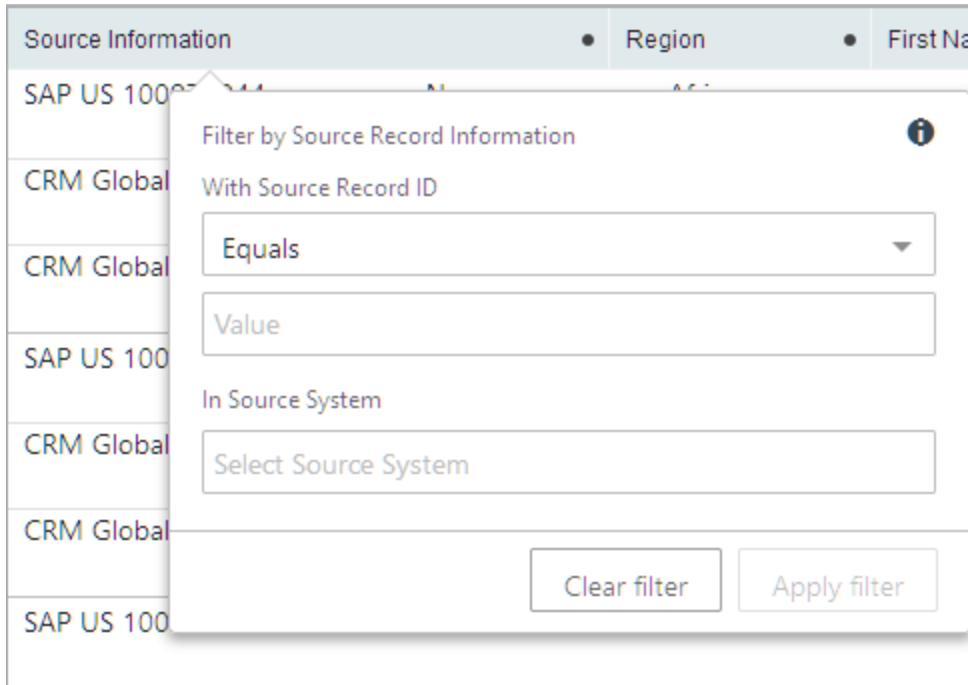
Golden Record Clerical Review Task List

Select all Advanced Merge Merge Reassign Reject Submit

⚠ Not all potential duplicates are shown for all tasks.

Task	Golden Record	Source Information	Main Address	First Name	Last Name	Phone
<input type="checkbox"/> Assignee: Users Created: 3/1/22 Reject	ID: 820028 • Match Score: -- Created: 2/2/22 • Updated: 2/9/22	SAP US 100970364	309 Hollywood...	Richard	Steel	(239) 449-685...
	ID: 820269 • Match Score: 42.5 Created: 2/2/22 • Updated: 2/9/22	SAP US 100971707	309 S Hollywo...	Rick	Steel	(230) 412-546...
<input type="checkbox"/> Assignee: Users Created: 3/1/22 Merge	ID: 820096 • Match Score: -- Created: 2/2/22 • Updated: 2/9/22	CRM Global 200970364	36 Garden St A...	Jonathan	Fullgum	(555) 169-4619
	ID: 820268 • Match Score: 50 Created: 2/2/22 • Updated: 2/9/22	CRM Global 200971707	36 Garden St A...	John	Fullgum	(900) 140-6953

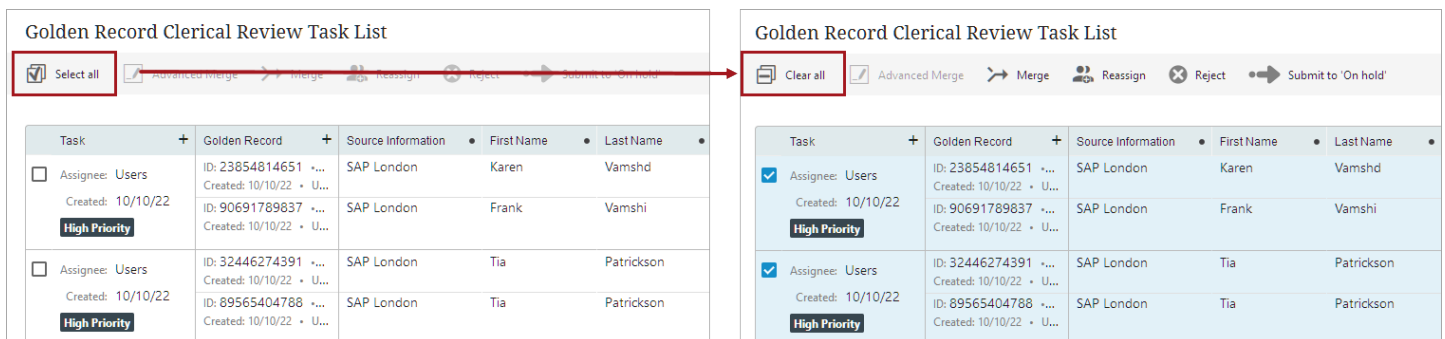
Filterable values can be sorted based on one of three conditions: 'Equals,' 'Begins with,' and 'Contains'. These conditions allow the user to filter information based on, respectively, whether the source record ID equals an exact match, begins with specific characters, or contains specific characters.



For more information, refer to the Golden Record Clerical Review Task List topic in the Matching, Linking, and Merging documentation.

Clerical Review Task List 'Select All' and actions as bulk update background processes

In the Clerical Review Task List, a 'Select all' button that operates on all tasks in the list (respecting any filters applied) has been added. Additionally, when using the merge, reject, reassign, or submit action on 10 or more selected tasks, the operation will now run as a background process (BGP), giving users the ability to continue working in the user interface even while the operation is running.



For more information, refer to the Golden Record Clerical Review Task List topic in the Matching, Linking, and Merging documentation.

Copy and paste values from the Clerical Review Task List

With this release, users can now copy values from the table on a Golden Record Clerical Review Task List screen and paste them into Excel or CSV files. The copy and paste functions are available for both single and multiple cells.

This update in functionality does *not* include the ability to copy and paste content from the Advanced Merge screen.

For more information, refer to the Golden Record Clerical Review Task List topic in the Matching, Linking, and Merging documentation.

Matching - Merge Golden Record component model protections extended

The Matching - Merge Golden Record component model has been improved to reduce errors during configuration. If a user attempts to make an attribute or reference belonging to the component model valid for an object outside the component model, they will receive a configuration warning on all matching algorithms using those attributes and references. This ensures that all objects owned by the component model are protected from incorrect use.

When upgrading to STEP version 11.1, if the user uses a business rule to change any of the protected attributes or references, it will generate an error, and the system will be unable to complete its task.

For more information, refer to the Configuring the Matching - Merge Golden Record Component Model topic in the Matching, Linking, and Merging documentation.

Data Exchange Enhancements and Changes

Summary

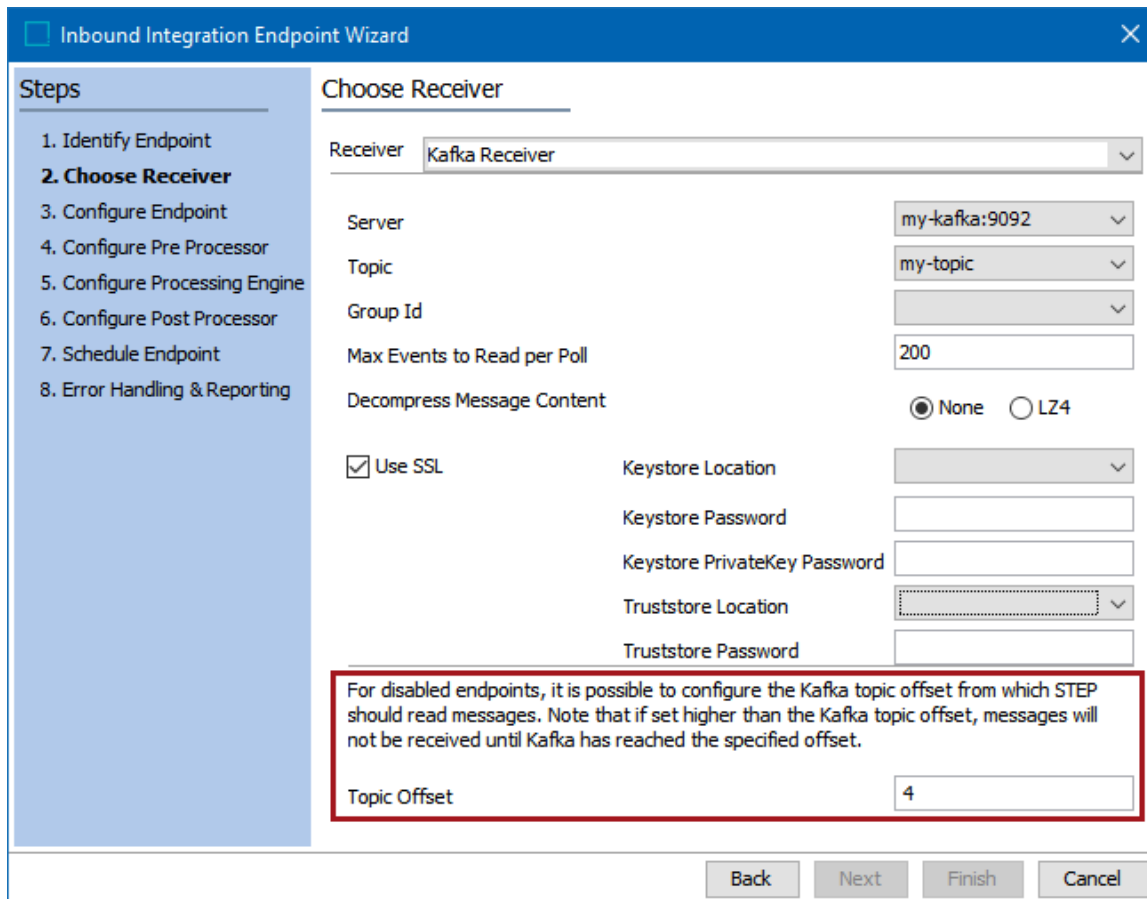
The following enhancements to STEP's data exchange functionality have been made as part of the 11.1 release. These updates are outlined below and described in the Details section that follows:

- Updates to the **Kafka integration** include improvements for Kafka Receiver functionality and support for the latest version.
- **Excel and CSV** data exchange has new mapping options for references and product-to-classification links (including their metadata) and data containers. These new mapping options result in a better user experience during mapping and an easier-to-understand layout in the Excel or CSV file.
- Exports using the CSV file format now allow **removing headers** to streamline data transfer and avoid manual manipulation of files for downstream systems that cannot consume a header.
- The **asset push sidecar** client can now communicate with the STEP server via HTTP, HTTPS, and SOCKS proxy servers.
- New configurable IIEP properties support **automatic cleanup of files** and allow admins to automatically delete successful files while errored files can be retained for troubleshooting.
- New **automated error handling** and **improved notification options** on inbound and outbound integration endpoints (IEPs) and event processors (EPs) reduce process failures, reduce required manual intervention for failed processing, and improve management of processors.
- Outbound integration endpoints (OIEPs) and event processors (EPs) now include a better estimate for the number of events displayed in the '**Unread events (approximated)**' parameter on SaaS systems.
- The OIEP **Business Rule Based Message Processor** now processes the nodes within a collection when the data source is Select Objects, and a collection object type is selected.
- Multiple certificates and/or keystores can be defined and individually selected for outbound integration endpoints (OIEPs) and gateway integration endpoints (GIEPs) that use **Mutual Transport Layer Security (mTLS)** authentication. Admins can now define a certificate / keystore for each integration, including those for a third party.
- Industry standard updates include support for the **newest versions** of ECLASS Basic, ETIM, UNSPSC, and GS1 GDSN.
- The **ECLASS Advanced Editor** Screen is now available for editing ECLASS data. This screen improves upon and supersedes the view-only ECLASS Advanced Screen.
- The IEP Transactional Setting parameter for processing in **Chain mode** is planned to be deprecated in a future release.

Details

Kafka integration improvements

Updates for the Kafka Receiver used in the workbench Inbound Integration Endpoint (IIEP) Wizard dialog now allows admins to monitor and modify the Topic Offset. The Topic Offset tracks the sequential order that messages are received by Kafka topics. Disabling the IIEP allows the offset to be changed, which gives admins the ability to reprocess failed messages.



Inbound Integration Endpoint Wizard

Steps

1. Identify Endpoint
- 2. Choose Receiver**
3. Configure Endpoint
4. Configure Pre Processor
5. Configure Processing Engine
6. Configure Post Processor
7. Schedule Endpoint
8. Error Handling & Reporting

Choose Receiver

Receiver: **Kafka Receiver**

Server: my-kafka:9092

Topic: my-topic

Group Id: [Empty]

Max Events to Read per Poll: 200

Decompress Message Content: None LZ4

Use SSL

Keystore Location: [Empty]

Keystore Password: [Empty]

Keystore PrivateKey Password: [Empty]

Truststore Location: [Empty]

Truststore Password: [Empty]

For disabled endpoints, it is possible to configure the Kafka topic offset from which STEP should read messages. Note that if set higher than the Kafka topic offset, messages will not be received until Kafka has reached the specified offset.

Topic Offset: 4

Buttons: Back, Next, Finish, Cancel

The Kafka Receiver execution report is also improved for these scenarios:

- When the Kafka broker is not running, the IIEP fails, and the number of logged entries is reduced since no messages are processed.
- When the Kafka broker is running but no messages are retrieved, the logged entry reports the number of events, the Topic, and the Topic Offset.

Additionally, both the Kafka Receiver and the Kafka Delivery Method now support the latest versions of Apache Kafka software.

For more information, refer to the Kafka Receiver topic and the Kafka Delivery Method topic, both in the Data Exchange documentation.

Improved format for complex data imports and exports using Excel and CSV

Data exchange using the Excel and CSV formats can now take advantage of a better file layout for references and product-classification links (and any metadata) and data containers owned by the objects being imported or exported. The new easily readable file layout makes user-validation and editing faster and simpler by allowing users to easily associate complex data structures with their corresponding values when using import manager, export manager, and inbound and outbound integration endpoints.

The new Excel or CSV file layout for both inbound and outbound displays each object on an individual row. The new 'Data Type' source column indicates how the data is related. Target data objects for the imported or exported object are displayed on individual rows following the 'Data Type' source identified by the 'NODE' text. Metadata attribute values are displayed in the appropriate column for the rows to which it belongs.

A	B	C	D	E	F	G	H	I	J	K	L	M
<ID>	<Name>	<Data Type>	<Data Owner Node>	<Reference Type ID>	<Reference Target ID>	Effective Date	Order Lead Time	<Data Container Type ID>	<Data Container ID>	License Type	Start Date	End Date
380182	Crayola Colored Pens, 12 Count	NODE				2012-12-12						
		REFERENCE	380182	ProductToSupplierLink	Supplier_AllGoods	2022-01-01	4 weeks					
		REFERENCE	380182	ProductToSupplierLink	AcmeSupplier	2022-01-01	2 weeks					
		DATA_CONTAINER	380182					DC_License	380207	Trial	2022-01-01	2022-03-01
		DATA_CONTAINER	380182					DC_License	380206	Fixed Duration	2022-03-01	2022-12-31
380183	Crayola Colored Pens, 24 Count	NODE										
		REFERENCE	380183	ProductToSupplierLink	Supplier_AllGoods	2022-01-01	2 weeks					
		REFERENCE	380183	ProductToSupplierLink	Supplier_AtoZ	2022-06-01	4 weeks					
		DATA_CONTAINER	380183					DC_License	380214	Temporary	2021-03-26	2021-04-26

The 'Map Data' step for Import Manager, Export Manager, inbound and outbound integration endpoints includes new options for products, entities, classifications, and assets that make it easier to identify the data being received or generated by STEP.

Using new data source options, the format layout improvements include the ability to import and export:

- Reference target ID, name, key, and metadata on the reference
- Product-classification link target ID, name, key, and metadata on the link
- Data container values

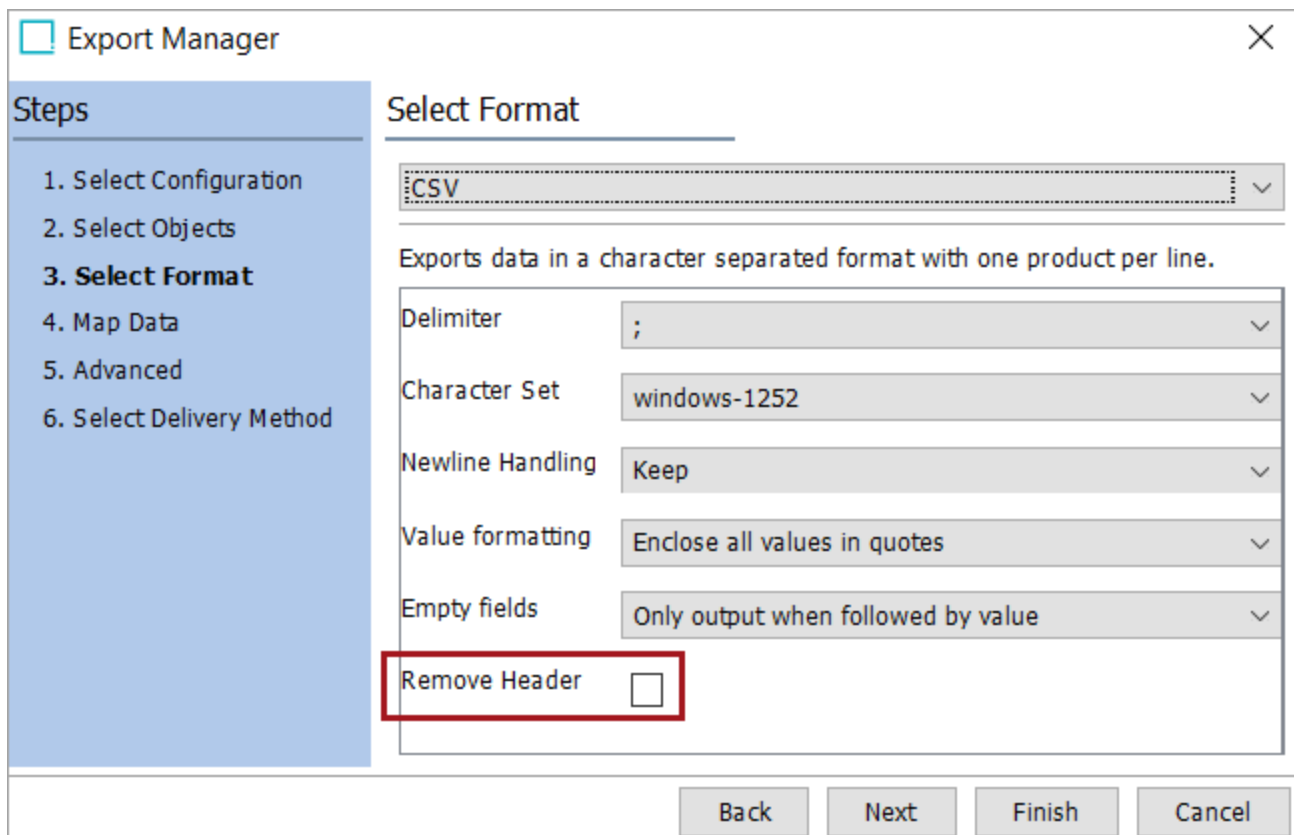
Also, using the new data sources, now data container references (the target ID and name) can also be imported and exported in the improved file layout.

The image shows two screenshots of the STIBO Systems software interface. The left screenshot is the 'Import Manager' 'Map Data' step, showing a table with columns for <ID>, <Name>, <Data Type>, <Data Owner Node>, <Reference Type ID>, <Reference Target ID>, Effective Date, Order Lead Time, <Data Container Type ID>, <Data Container ID>, License Type, Start Date, and End Date. A dialog box titled 'Map <Reference Type ID> to' is open, showing options for 'Data Type', 'Reference Type ID', 'Reference Target', 'Data Container Type ID', and 'Data Container ID'. The 'Reference Target' option is selected. The right screenshot is the 'Export Manager' 'Map Data' step, showing a list of 'Inserted References / Data Containers' with options for 'Data Type', 'Data Owner Node', 'Reference Type ID', 'Data Container Type ID', 'Insert References', and 'Insert Data Containers'. The 'Insert References / Data Containers' option is selected.

For additional documentation, refer to the Outbound Map Data - Data Source and the Inbound Map Data - Map topics, both in the Data Exchange documentation.

Remove header for CSV format

The new 'Remove Header' parameter in the CSV file format in Export Manager and outbound integration endpoint streamlines data transfer and avoids manual manipulation of files for downstream systems that cannot consume a header. When a user exports data using CSV file format with the Remove Header parameter selected, the mapped data is exported and separated by the delimiter, but the headers are not exported. By default, the Remove Header option is not selected.



The screenshot shows the 'Export Manager' dialog box with the 'Select Format' step active. The 'CSV' format is selected in the dropdown menu. Below the dropdown, there is a description: 'Exports data in a character separated format with one product per line.' The configuration options are as follows:

- Delimiter: ;
- Character Set: windows-1252
- Newline Handling: Keep
- Value formatting: Enclose all values in quotes
- Empty fields: Only output when followed by value
- Remove Header:

At the bottom of the dialog, there are four buttons: Back, Next, Finish, and Cancel.

For more information, refer to the CSV Format topic in the Data Exchange documentation.

HTTP, HTTPS, and SOCKS proxy support available for asset push sidecars

The asset push sidecar client can now communicate with the STEP server via HTTP, HTTPS, and SOCKS proxy servers with optional authentication.

For more information, refer to the Installing an Asset Push Sidecar topic in the Digital Assets documentation.

Automatic cleanup of files for inbound integration endpoints

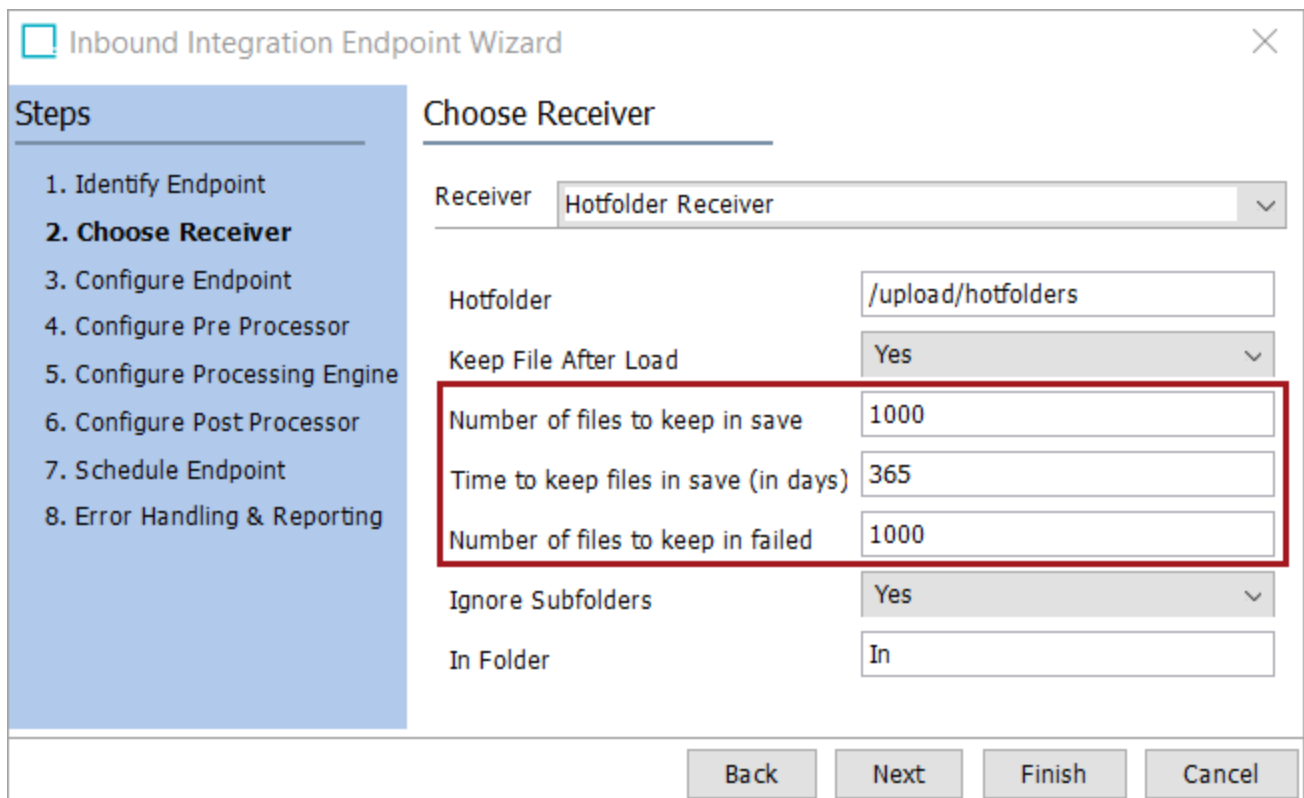
Typically, there is little need to retain inbound files that are processed successfully by an inbound integration endpoint (IIEP), particularly since high volumes of files can take up a lot of space on the server. Retaining files that failed, however, is beneficial since it allows time to troubleshoot and process the file again. Previously, additional maintenance effort was required to manage files delivered for processing via the hotfolder and REST receivers.

Now, for the following IIEP receiver methods, new parameters allow automatic deletion of files in the Save and the Failed folders with separate retention settings:

- Hotfolder Receiver
- Hotfolder using file sequence
- Hotfolder using meta files
- REST Receiver

The new automatic cleanup functionality in the Choose Receiver wizard step includes settings for:

- The Save folder - the 'Number of files to keep in save' parameter can save up to 1,000 files and the 'Time to keep files in save (in days)' parameter can save files for up to 365 days.
- The Failed folder - the 'Number of files to keep in failed' parameter can save up to 1,000 files.



Inbound Integration Endpoint Wizard

Steps

1. Identify Endpoint
- 2. Choose Receiver**
3. Configure Endpoint
4. Configure Pre Processor
5. Configure Processing Engine
6. Configure Post Processor
7. Schedule Endpoint
8. Error Handling & Reporting

Choose Receiver

Receiver:

Hotfolder:

Keep File After Load:

Number of files to keep in save:

Time to keep files in save (in days):

Number of files to keep in failed:

Ignore Subfolders:

In Folder:

Buttons: Back, Next, Finish, Cancel

The maximum settings are automatically applied to every IIEP upon upgrade to 11.1. **Upon upgrade to 11.1, only 1,000 IIEP import files, and none older than 365 days, are retained. All other IIEP files are deleted.** Before performing the 11.1 upgrade, review the IIEP files and store any files to be kept in a location outside of the defined Save and Failed folders.

For more information, refer to the Inbound Integration Endpoints topic in the Data Exchange documentation.

New automated error handling and improved notification options on IEPs and EPs

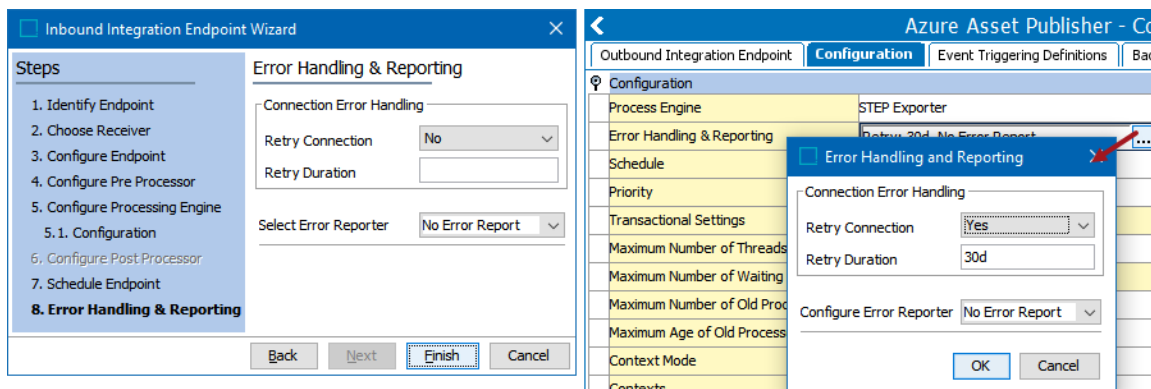
Inbound and outbound integration endpoints (IEPs) and event processors (EPs) include updates to reduce the overall downtime. The improvements include:

- Reduced manual intervention required to restart processing after connection errors via the new 'Retry Connection' parameter.
- Reduced manual intervention required to restart processing after concurrency errors via 'Retry Concurrency Errors' parameter.
- Notification of processing error and warning alerts sent to the appropriate users via expanded email notification options.
- Eliminated process failures related to deleted objects via the new 'Skip Deleted Nodes' option as well as embedded deletion handling.

Automated retries for connection errors

When configured, connection errors (not authentication issues) that are encountered in inbound and outbound integration endpoints (IEPs) and event processors (EPs) can be automatically retried.

The new Connection Error Handling parameters are included on IEPs (shown below) and EPs (shown in the following section) that allow for an external connection. When the external system is unavailable, the IEP and EP can now initiate automated reconnection attempts. Connection error handling can be used when credentials are successfully authenticated but delivery fails on HTTP-based receiver and delivery options.



Set the Retry Connection parameter to 'Yes' and set the Retry Duration to define how long each retry process should continue while the endpoint or event processor is in a 'Failed (retrying)' state. Wait times are increased between each retry to avoid degraded performance, improve the likelihood that the issue can be resolved

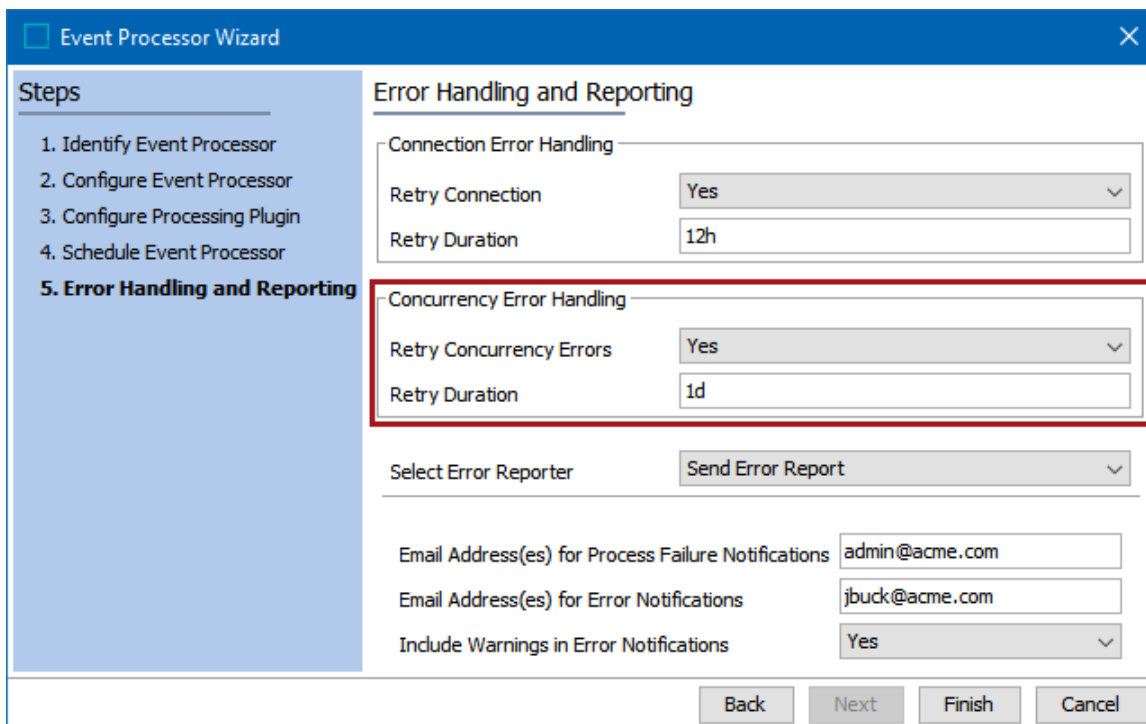
within the 'Retry Duration' time frame, and allow other processes to run as the system has available resources. Once the 'Retry Duration' has expired, if the issue continues, the IEP or EP fails, and email alerts are distributed based on the error reporter settings.

Upon upgrade, review existing endpoints and event processors with the following HTTP-based delivery or receiver options to determine the suitability of enabling the Retry Connection option: Amazon SQS, Cloud Blob Storage, Elastic Search, Git Delivery, Kafka, REST, REST Direct, and SFTP. (SFTP and Git Delivery connection retries fail immediately if connections are interrupted mid-transfer or if there are slow server response times, since these types of issues cannot be distinguished from authentication errors.)

- For all new and existing IEPs, connection error handling is disabled by default so that administrators can decide when and where to apply this feature based on the selected delivery or receiver support for automated connection retries.
- For all new and existing EPs, connection error handling is enabled by default with a 30 day Retry Duration to support backwards compatibility with some processors that already included built in connection retry mechanisms. Review and change the Retry Duration to suit each configured EP.
- Entries in the sharedconfig.properties file that control connection retries (such as those for the Email, REST Direct, and JMS delivery methods) continue to be effective and are applied prior to the new 'Retry Connection' parameter settings.

Automated retries for concurrency errors

The new Concurrency Error Handling parameters are valid for EPs and allow for automatic retries of transactions that encounter optimistic locking errors. For example, concurrency errors can occur when an event processor attempts to commit a transaction, but the object is already being modified by another user or process. These typically occur when there is a high level of activity on the system and/or long-running business actions.



The screenshot shows the 'Event Processor Wizard' window with the 'Error Handling and Reporting' step selected. The configuration options are as follows:

- Connection Error Handling:**
 - Retry Connection: Yes
 - Retry Duration: 12h
- Concurrency Error Handling (highlighted in red):**
 - Retry Concurrency Errors: Yes
 - Retry Duration: 1d
- Select Error Reporter:** Send Error Report
- Email Address(es) for Process Failure Notifications:** admin@acme.com
- Email Address(es) for Error Notifications:** j buck@acme.com
- Include Warnings in Error Notifications:** Yes

Buttons at the bottom: Back, Next, Finish, Cancel.

Set the Retry Concurrency Errors parameter to 'Yes' and set the Retry Duration to define how long each retry process should continue while the endpoint or event processor is in a 'Failed (retrying)' state. Wait times are increased between each retry to avoid degraded performance, improve the likelihood that the issue can be resolved within the 'Retry Duration' time frame, and allow other processes to run as the system has available resources. Once the 'Retry Duration' has expired, if the issue continues, the IEP or EP fails, and email alerts are distributed based on the error reporter settings.

Since enabling concurrency error handling can result in reduced throughput and a perceived decrease in performance, it is recommended to first investigate reported concurrency issues from the 'Optimistic Lock Recovery' health check in Performance Analysis Tools (defined in the STEP Performance Analysis topic) to determine if business rule logic can be improved to eliminate the errors.

For all new and existing EPs, concurrency error handling is disabled by default so that administrators can decide when and where to apply this feature. As concurrency error handling does introduce wait times when enabled, if concurrency issues occur frequently, performance is impacted.

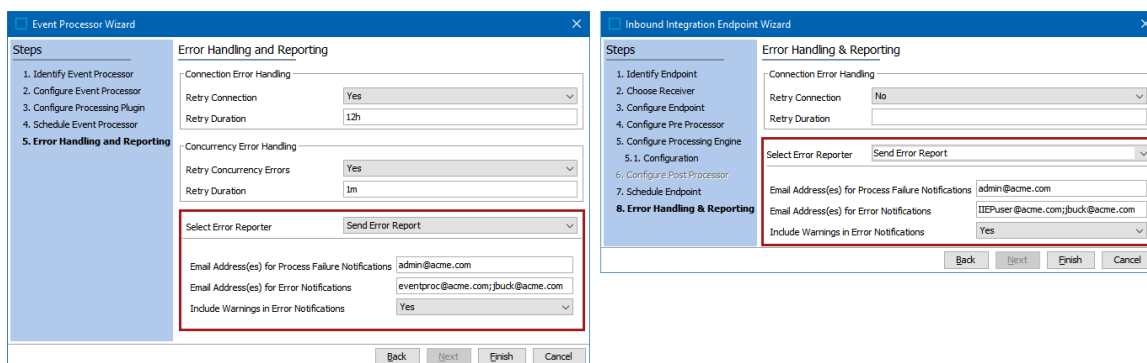
Expanded email notification options for processing errors and warnings

Error handling for both inbound and outbound integration endpoints (IEPs) and event processors (EPs) is simplified with improved email notification tools as defined below.

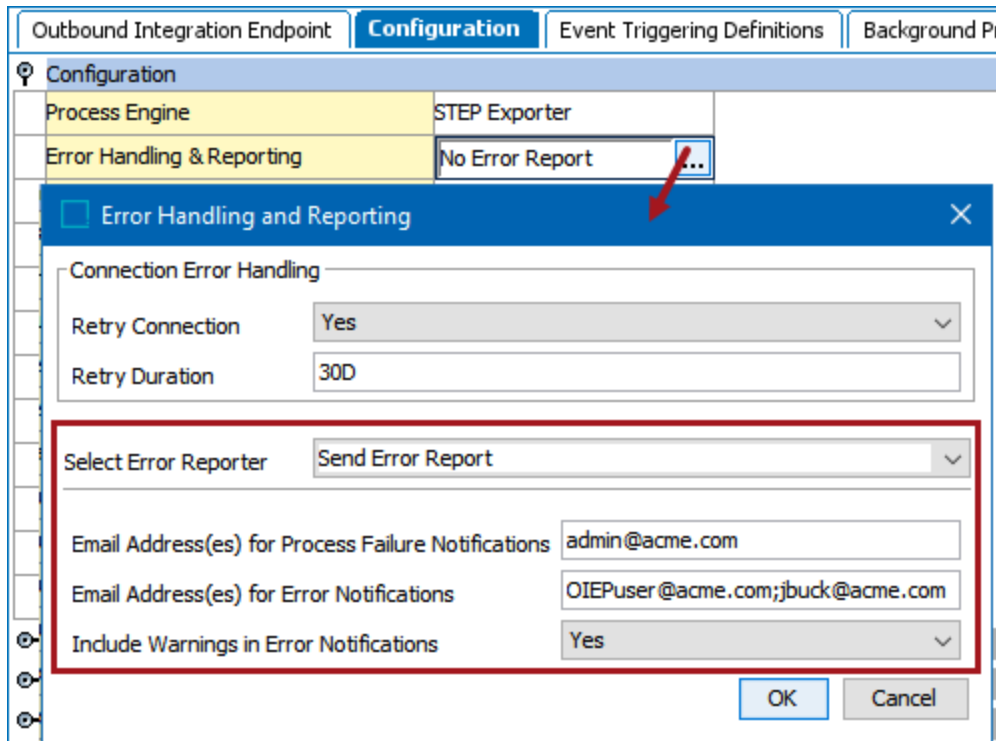
- Admins can now specify separate email addresses to send error alerts based on the type of error encountered when the 'Send Error Report' option is selected for the 'Error Handling & Reporting' step in the configuration. This means email notifications can be distributed to two groups of users: those monitoring fatal processing errors and those who can address data warnings and/or errors that do not cause the process to stop. Additionally, a new parameter allows notifications to be generated for errors only, or to alert on errors and warnings.

Multiple users can be indicated for each group by separating the email addresses with a semicolon. Also, consider using email groups created on the email system to handle address validation outside of STEP, which also allows for changes in the list of group members without a corresponding edit to the configuration.

For EPs and inbound IEPs, the error reporter can be configured in the wizard.

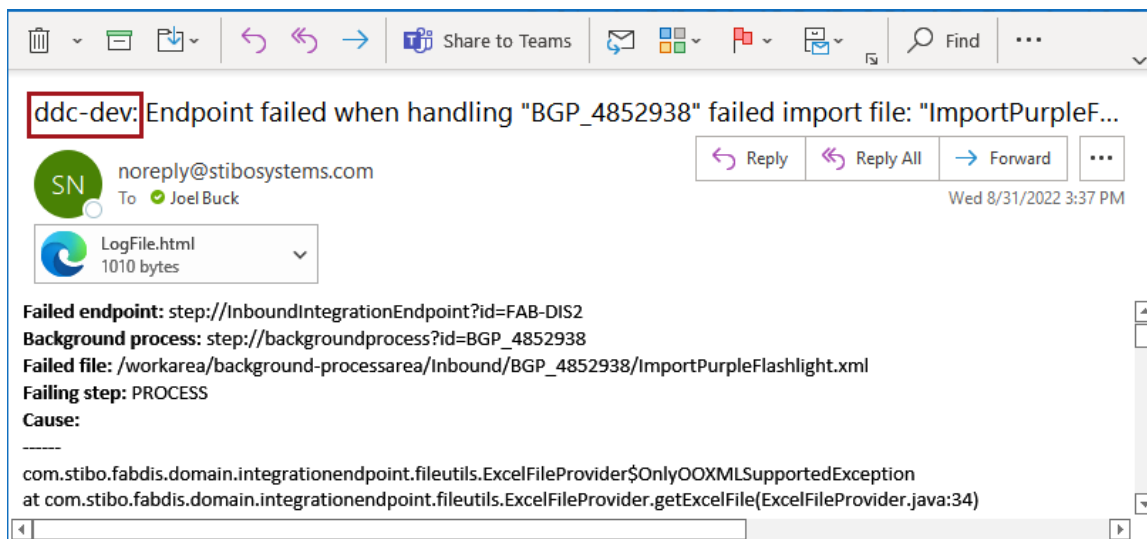


For outbound IEPs, the error reporter can be configured from the editor.



Upon upgrade, IEPs and EPs with the 'Send Error Report' option configured are updated so that all types of alerts are emailed to the specified existing email address(es). IEPs and EPs without error reporting configured are unchanged.

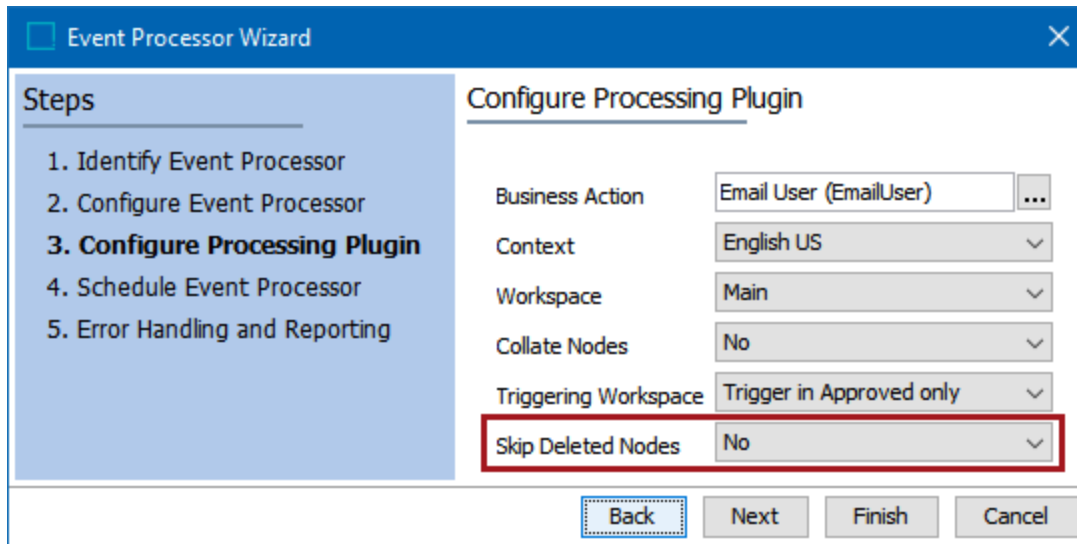
- Users can now identify the system that is reporting errors via the email subject line. This improves troubleshooting efforts since the system name can help the email recipient(s) prioritize the urgency of the error. For example, the 'ddc-dev' system highlighted in the following image identifies that a failure happened on a lower environment, namely a dev system, not on a production system. Additionally, the Execution Report now indicates the email address(es) used when sending error reports.



Improved handling for deleted objects in EPs

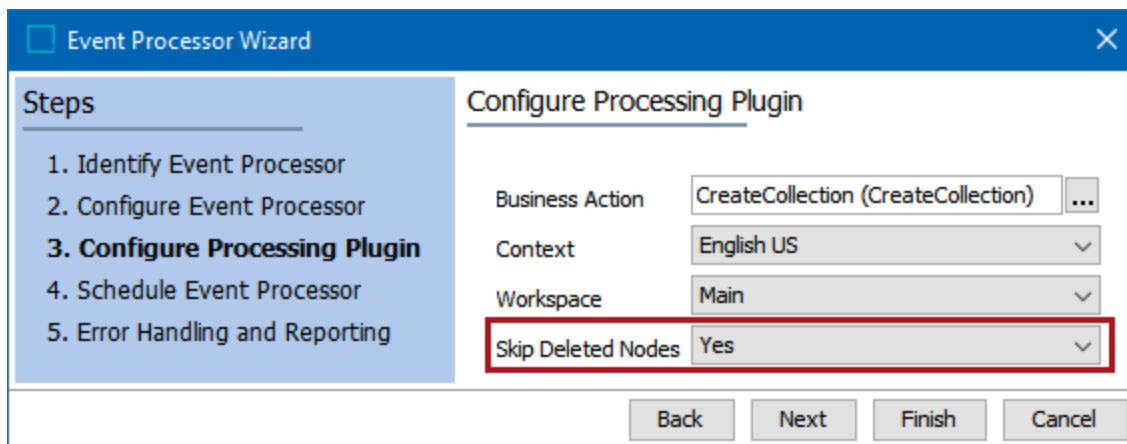
Event processors (EPs) with the 'Select Processor' parameter on the 'Configure Event Processor' step set to 'Execute Business Action' or 'Execute Business Action for Event Batch' have a new 'Skip Deleted Nodes' parameter. This eliminates the need to handle deleted objects via JavaScript. All other EPs automatically skip deleted nodes, which means that objects in the recycle bin are automatically skipped and do not cause a failure.

The 'Execute Business Action' event processor wizard displays the new parameter in the Configure Processing Plugin step:



The screenshot shows the 'Event Processor Wizard' dialog box. On the left, a 'Steps' list includes: 1. Identify Event Processor, 2. Configure Event Processor, 3. **Configure Processing Plugin**, 4. Schedule Event Processor, and 5. Error Handling and Reporting. The main area is titled 'Configure Processing Plugin' and contains several configuration fields: Business Action (Email User (EmailUser)), Context (English US), Workspace (Main), Collate Nodes (No), and Triggering Workspace (Trigger in Approved only). The 'Skip Deleted Nodes' field is highlighted with a red border and is set to 'No'. At the bottom, there are 'Back', 'Next', 'Finish', and 'Cancel' buttons.

The 'Execute Business Action for Event Batch' event processor wizard also displays the new parameter in the Configure Processing Plugin step:



The screenshot shows the 'Event Processor Wizard' dialog box. On the left, a 'Steps' list includes: 1. Identify Event Processor, 2. Configure Event Processor, 3. **Configure Processing Plugin**, 4. Schedule Event Processor, and 5. Error Handling and Reporting. The main area is titled 'Configure Processing Plugin' and contains several configuration fields: Business Action (CreateCollection (CreateCollection)), Context (English US), Workspace (Main), and Skip Deleted Nodes (Yes). The 'Skip Deleted Nodes' field is highlighted with a red border and is set to 'Yes'. At the bottom, there are 'Back', 'Next', 'Finish', and 'Cancel' buttons.

For all new and existing EPs that run business actions, the default 'Skip Deleted Nodes' parameter setting is 'No' to allow the admin to decide when to implement the new functionality. This also maintains the previous

functionality where deleted object handling is addressed via JavaScript or where the business action EP fails when attempting to process events for deleted objects. Manually update the parameter to implement the new functionality.

Additionally, all new and existing EPs using the Data Sufficiency Calculator processor no longer fail with an error when encountering an object that is in the recycle bin. Now, the event is automatically skipped, allowing calculations to continue uninterrupted.

Refer to the following topics for more information on error handling and reporting improvements:

- OIEP - Event-Based - Manual Configuration, OIEP - Configuration Flipper, and the individual delivery method topics linked from the OIEP - Delivery Method Flipper topic, all in the Data Exchange documentation
- IIEP - Error Handling & Reporting or the individual receiver topics linked from the IIEP - Choose Receiver topic, both in the Data Exchange documentation
- EP - Error Handling and Reporting in the System Setup documentation

Refer to the following topics in the System Setup documentation for more information on the 'Skip Deleted Nodes' parameter:

- Execute Business Action Processing Plugin Parameters and Triggers topic
- Execute Business Action for Event Batch Processing Plugin Parameters and Triggers topic

OIEP and EP 'Unread events (approximated)' parameter improvement for SaaS systems

Outbound integration endpoints (OIEPs) and event processors (EPs) running on SaaS systems now employ improved methods for estimating events remaining in the queue resulting in a more accurate count of events in the 'Unread events (approximated)' parameter. Previously, for SaaS systems, a count of no more than 1,000 was displayed. With this improvement, admins can make a better estimate of the size of the event queue, consider approximately how long it will take to clear the events (based on experience with processing speed history), and then allow the events to process or decide on another course of action. For example, if an event queue has a large backlog of events that are either no longer relevant or that can easily be recreated, it may be beneficial to purge the event queue, optimize processing or resolve configuration errors, and then republish or recreate the events.

Item Modify - Configuration

Background Processes | Statistics | Error Log Excerpts | Log | Status

Outbound Integration Endpoint | **Configuration** | Event Triggering Definitions

Configuration

Event Queue Configuration

Event Actions: Forward | Rewind | Purge | Republish

> Days to Retain Events	0
> Number of Events to Batch	1000
> Number of event batches to include pe...	1
> Queue Status	Read Events
> Unread events (approximated)	1750 (2022-09-13 10:18:54)
> Event Mode	Detailed

Edit Configuration

Output Templates

Delivery Method

DnBMatching - Event Processor

Background Processes | Statistics | Error Log Excerpts | Log

Event Processor | Event Triggering Definitions

Description

Configuration

ID	Name
User Running Event Processor Plugin	User E
Number of Events to Batch	1000
Days to Retain Events	0
Priority	Medium
Maximum Number of Old Processes	100
Maximum Age of Old Processes in Hours	168
Limit of Lines in Execution Report	1000
Triggering Workspace	Trigger in Approved only
Processor	Matching
Schedule	Not Scheduled
Queue Status	Read Events
Unread events (approximated)	21000 (2022-09-13 10:29:53)
Event Mode	Efficient

Edit Configuration

Current Background Process Log

For more information, refer to the Event-Based OIEP Queued Events topic in the Data Exchange documentation and the EP - Event Processor Tab topic in the System Setup documentation.

Updated Business Rule Based Message Processor in OIEP gets nodes within a collection

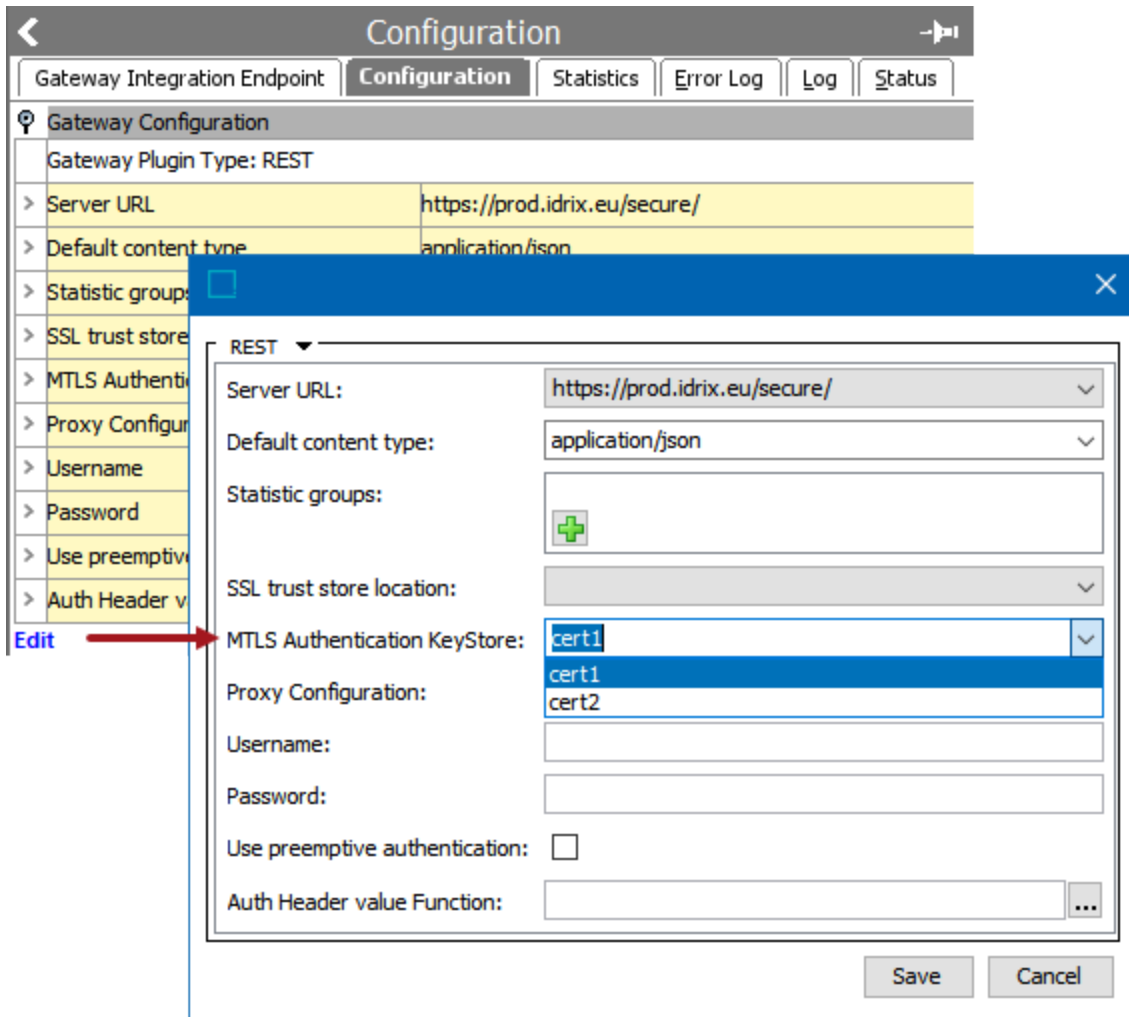
The Business Rule Based Message Processor in the outbound integration endpoint (OIEP) is updated to get nodes within a collection. When a user configures a collection object in an OIEP, the Business Rule Based Message Processor processes the nodes under the particular collection. Previously, if a collection was configured in the OIEP, the nodes were not processed in the exported file.

For more information, refer to the Outbound Integration Endpoint topic in the Data Exchange documentation.

Mutual Transport Layer Security (mTLS) now allows specifying a certificate and/or keystore per endpoint

For outbound integration endpoints (OIEPs) using delivery via SSL and REST Direct and for gateway integration endpoints (GIEPs) using delivery via REST, multiple certificates / keystores can be added within the sharedconfig.properties file. Having the ability to select from more than one certificate / keystore is useful when integrating with multiple systems that use different CNames (the STEP system name as defined by another system) or when each integration requires a different certificate.

Selection of the appropriate certificate / keystore is now possible on the OIEP 'Delivery Method' flipper and on the GIEP 'Gateway Configuration' flipper.



For single certificate scenarios, the default setup and 'SSL.Default' properties (shown below) are unchanged. For multiple certificate scenarios, the properties for additional certificates can be set based on the requirements for each delivery method and are identified with a user-defined name for the additional certificates that replace 'Default' in the 'SSL' properties.

The user-defined options displayed above in the 'MTLS Authentication KeyStore' configuration dropdown are determined by the 'Location' properties in the sharedconfig.properties file below. In this example, two additional certificates ('Cert1' and 'Cert2') are applied. The user-defined labels align with the file names of the keystores / certificates.

```
SSL.Default.KeyStore.Password=password
SSL.Default.KeyStore.Location=/home/myDir/keystore.jks

SSL.Cert1.KeyStore.Location=/home/myDir/Cert1.jks
SSL.Cert1.KeyStore.Password=password
SSL.Cert2.KeyStore.Location=/home/myDir/Cert2.jks
SSL.Cert2.KeyStore.Password=password
```

```
RestDirect.Mtls.CertificateKeyStores=,Cert1,Cert2
RestDirectDeliveryURL=1=https://DeliveryUrl1.com,2=https://DeliveryUrl2.com

RestGateway.Mtls.CertificateKeyStores=,Cert1,Cert2
RESTGateway.ServerURL=1=https://DeliveryUrl1.com,2=https://DeliveryUrl2.com
```

Administrators can apply keystores / certificates for on premise systems. Activating new or changed keystores / certificates on the application server requires a system restart. For SaaS systems, contact Stibo Systems Technical Support to apply keystores / certificates.

For more information, refer to the Mutual Transport Layer Security topic in the Data Exchange documentation.

Support for the latest industry standard formats

Updates include support for:

- ECLASS Basic 13
- ETIM 9
- GS1 GDSN 3.1.20
- UNSPSC 24 and 25

For more information, refer to the ECLASS Format, ETIM Format, and UNSPSC Format topics in the Data Exchange section of the documentation.

For more information on GS1 GDSN, refer to the GDSN Receiver Solution Enablement in the Solution Enablement documentation.

ECLASS Advanced Editor Screen updates

ECLASS Advanced Editor Screen is a new screen in the Web UI that improves upon and supersedes the existing ECLASS Advanced Screen, which will be deprecated and withdrawn in a future release. In the past, users could only view the ECLASS Advanced data from the Web UI. But now, it is possible to not only maintain products already linked to the ECLASS Advanced hierarchy, but also link existing or new products to one more version of the ECLASS Advanced hierarchy. The ECLASS Advanced Editor Screen will allow adding aspects and blocks to the product supporting polymorphism and cardinality. You must first have an ECLASS Advanced commercial license enabled to access the functionality.

For more information, refer to the ECLASS Advanced Editor Screen topic.

IEP Transactional Setting 'Chain' option is planned to be deprecated

For inbound integration endpoints and for Select Object outbound integration endpoints, 'transactional settings' specify how background processes will be generated, how the messages will be processed, and what will happen upon failure. The legacy 'Chain' option is planned to be deprecated in a future release since it generally has slower processing speeds compared to using the 'Strict' option with similar features for enforcing the order of import files. For more information, refer to the Integration Endpoint Transactional Settings topic in the Data Exchange documentation.

Faceted Search Enhancements

Summary

The following enhancements have been made for the faceted search solution, powered by the Elasticsearch search engine, as part of the 11.1 release. These are outlined below and described in the Details section that follows:

- Elasticsearch [version support update](#).
- The [Elasticsearch publishing](#) process has been streamlined and additional functionality has been added to schedule and manage reindex events.
- [Elasticsearch indexes](#) can now be monitored and managed via a new tab on the configuration.
- Faceted search can now be configured in the [Web UI designer](#) under Global Navigation Panel.

Details

Elasticsearch version support update

Version 7.17.5 is now supported for Elasticsearch and Kibana.

For more information on Elasticsearch and Kibana, refer to the Initial Setup for Elasticsearch topic in the Web User Interfaces documentation.

Elasticsearch publishing enhancements

Publishing to Elasticsearch now provides users with more control over the publishing process while also streamlining its more tedious and complex aspects. When publishing an Elasticsearch configuration for the first time, the system will automatically detect the relevant objects based on the configuration and publish accordingly. Previously, the user needed to manually select specific hierarchies or object types to publish.

Additionally, if any changes are made to the configuration, users can now update Elasticsearch via reindexing. During the reindexing process, the system will automatically clear existing data to ensure that the published data matches the configuration, which could otherwise be misaligned. The system will automatically transition to the newly published dataset only after publishing of all changes has completed, however, searches can still be made using the previously published configuration until the process completes. Previously, when changes were made to the configuration the user needed to manually republish, which required manually selecting and overriding existing data.

Because the publishing process can take some time, it is now possible to schedule publishing and reindexing processes for later. These processes can be rescheduled at any time via the Reindexing tab, which allows users to monitor and manage their reindexing processes.

Faceted Search Conf - Reindexing							
Elasticsearch Configuration Type Reindexing Index Management Log Status							
Reindexing status							
Reindexing started		Reindexing finished		Reindexing aborted		Actions	
Thu Sep 15 11:10:14 EDT 2022		Thu Sep 15 11:10:14 EDT 2022				Cancel	
Reindex							
Generating events processes							
Generating events process	Status	Created	Scheduled at	Generating events started	Generating events finished	Actions	
BGP_1214100	succeeded	Thu Sep 15 11:09:05 EDT 2022	Thu Sep 15 06:05:00 EDT 2022	Thu Sep 15 11:09:09 EDT 2022	Thu Sep 15 11:09:09 EDT 2022	Cancel	Reschedule
BGP_1214048	succeeded	Mon Sep 12 07:24:08 EDT 2022	Now	Mon Sep 12 07:24:10 EDT 2022	Mon Sep 12 07:24:10 EDT 2022	Cancel	Reschedule
BGP_1214047	succeeded	Mon Sep 12 06:57:04 EDT 2022	Now	Mon Sep 12 06:57:08 EDT 2022	Mon Sep 12 06:57:09 EDT 2022	Cancel	Reschedule
BGP_1214040	succeeded	Mon Sep 12 06:37:24 EDT 2022	Now	Mon Sep 12 06:37:28 EDT 2022	Mon Sep 12 06:37:28 EDT 2022	Cancel	Reschedule
BGP_1214039	succeeded	Mon Sep 12 06:31:20 EDT 2022	Now	Mon Sep 12 06:31:22 EDT 2022	Mon Sep 12 06:31:23 EDT 2022	Cancel	Reschedule
BGP_1214037	succeeded	Mon Sep 12 04:44:36 EDT 2022	Now	Mon Sep 12 04:44:38 EDT 2022	Mon Sep 12 04:44:38 EDT 2022	Cancel	Reschedule
BGP_1214026	succeeded	Fri Sep 09 08:35:33 EDT 2022	Now	Fri Sep 09 08:35:38 EDT 2022	Fri Sep 09 08:35:38 EDT 2022	Cancel	Reschedule
BGP_1214025	succeeded	Fri Sep 09 08:33:19 EDT 2022	Now	Fri Sep 09 08:33:23 EDT 2022	Fri Sep 09 08:33:45 EDT 2022	Cancel	Reschedule
BGP_1214024	succeeded	Fri Sep 09 08:29:59 EDT 2022	Now	Fri Sep 09 08:30:02 EDT 2022	Fri Sep 09 08:30:29 EDT 2022	Cancel	Reschedule
BGP_1214023	aborted	Fri Sep 09 08:28:57 EDT 2022	Fri Sep 09 09:00:00 EDT 2022			Cancel	Reschedule
Remove all							

For additional documentation, refer to the Elasticsearch Publishing topic in the Web User Interfaces documentation.

Elasticsearch index management

A new Elasticsearch Index Management tab has been added to Elasticsearch configurations, allowing users to monitor and manages indexes from within STEP. This allows users to manage the overall system dataset without having to use a third party interface such as Kibana, and will help to expose potential issues before they become a problem.

Additionally, indexes are now automatically deleted when a configuration is deleted, ensuring that users are not retaining irrelevant data in their Elasticsearch instance. Previously, indexes needed to be manually deleted in Kibana when their corresponding configuration was deleted.

ProdConfig - Index Management					
Elasticsearch Configuration Type		Reindexing	Index Management	Log	Status
elasticconfig	Name	Shard count	Document count	Total store size (kB)	
>	elasticconfig-approved-context1-v13	2	127	334	X
>	elasticconfig-approved-context1-v14	2	127	334	X
>	elasticconfig-approved-context2-v13	2	127	330	X
>	elasticconfig-approved-context2-v14	2	127	330	X
>	elasticconfig-approved-context3-v13	2	127	330	X
>	elasticconfig-approved-context3-v14	2	127	330	X
>	elasticconfig-approved-context_5-v13	2	127	334	X
>	elasticconfig-approved-context_5-v14	2	127	334	X
>	elasticconfig-main-context1-v13	2	278251	210200	X
>	elasticconfig-main-context1-v14	2	278251	210456	X
>	elasticconfig-main-context2-v13	2	278251	205865	X
>	elasticconfig-main-context2-v14	2	278251	205721	X
>	elasticconfig-main-context3-v14	2	278251	211541	X
>	elasticconfig-main-context_5-v13	2	278251	210258	X
>	elasticconfig-main-context_5-v14	2	278251	210734	X
>	Summary	30	1948773	1467431	
>	Remove all				

To avoid index-related errors, it is no longer possible to create more than three Elasticsearch configurations per STEP system.

For more information, refer to the Elasticsearch Publishing topic in the Web User Interfaces documentation.

Faceted search configurable in Web UI designer

In Web UI, the faceted search icon is no longer available automatically in the Global Navigation Panel without configuration. Previously, when the Faceted Search Powered by Elasticsearch license was installed in the system, the faceted search icon automatically displayed, and it could only be removed through a configuration property. Users can use the existing configuration options available in the Web UI designer under Global Navigation Panel to configure the faceted search option. The faceted search can now be configured in the Web UI designer under Global Navigation Panel. This will further allow the users to rename and reposition the faceted search in a different order within Global Navigation Panel.

For more information, refer to the Search Screen topic in the Web User Interfaces documentation.

Web UI Enhancements and Changes

Summary

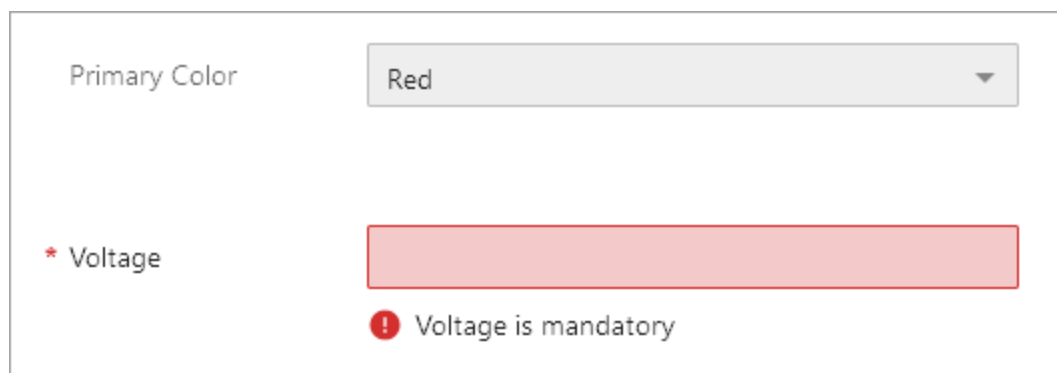
The following enhancements and changes have been made to the Web User Interface:

- New **mandatory, read only, and hidden** options for attributes and references.
- **System announcement** messages will be displayed after the user successfully logs into the system.
- A number of improvements to the **Referenced Asset Representation** component.
- **Sufficiency scores** can now be evaluated for entity objects and displayed on the Sufficiency Card, increasing a user’s insight into data quality for both products and entities.
- **Product Summary Card** and **Sufficiency Card** supports both Breadcrumb Type parameters.
- A number of **styling improvements** in Sufficiency Panel Metric messages provides a better user experience.
- A new **ECLASS Advanced Editor Screen** supersedes the ECLASS Advanced Screen to allow editing in the Web UI.

Details

New mandatory, read only, and hidden options for attributes and references in the Web UI

A new business condition allows super users to mark attributes and references as either mandatory, read only, or hidden in the Web UI. This ensures that only the relevant data is available, the mandatory data is visualized, and read-only data cannot be modified.



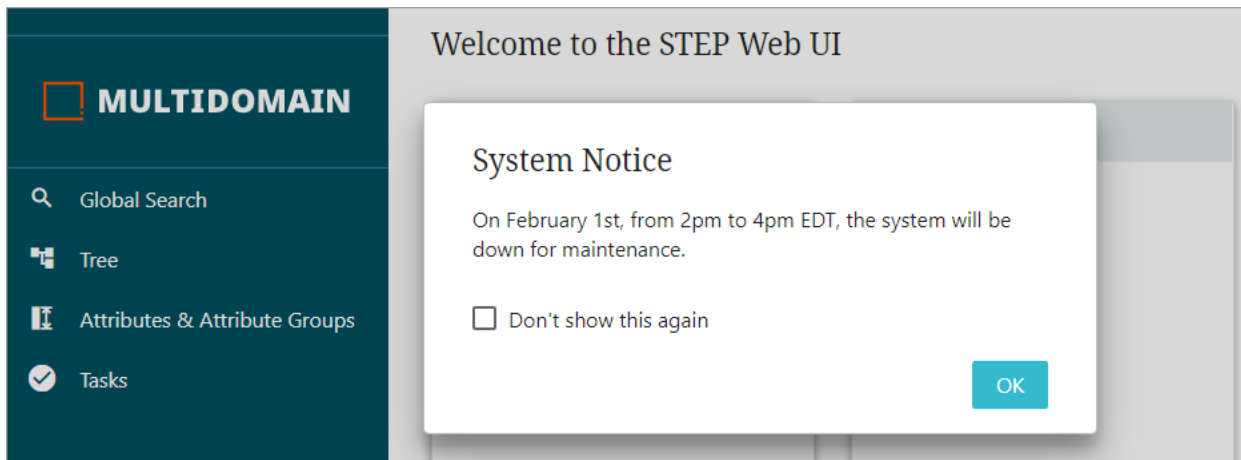
The screenshot shows a form with two main elements:

- Primary Color:** A dropdown menu with 'Red' selected.
- * Voltage:** A text input field with a red border. Below it is a red error icon and the text 'Voltage is mandatory'.

For additional documentation, refer to the Conditional Data Validity topic in the Web User Interfaces documentation.

System announcements moved in Web UI and enabled for SaaS systems

In Web UI, system announcement messages are displayed after the user successfully logs in to the system. The message can popup on any screen with the dialog displaying the system announcement as configured by the administrator. Previously, the system announcements were displayed on the login page and the SaaS environment and Single Sign-On (SSO) users did not get to view the announcements on the login page. Additionally, the application server no longer needs to be restarted when the announcement file has been updated with a new message.

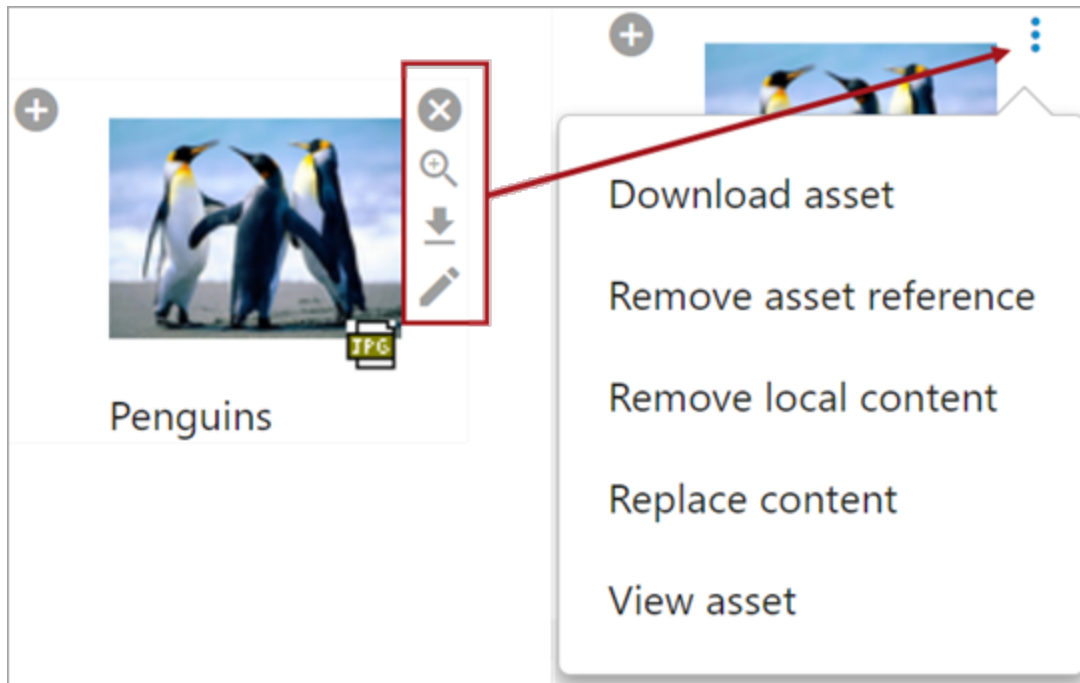


For more information, refer to the Adding Announcements topic in the Web User Interfaces documentation.

Enhanced Referenced Asset Representation

A number of improvements in the Referenced Asset Representation component have been implemented, enabling users to have a better user experience. They include the following:

- The icons displayed on the right of the thumbnail image are now transformed into a single menu button which shows the actions in a pop-up window based on the configuration done in the Web UI designer.



- In Web UI Design Mode, administrators have more granular control to give users access to only what they need. The new parameters include enabling or disabling the functionalities below:
 - Allow users to insert an asset reference.
 - Allow users to upload a new asset and then insert it.
 - Allow users to remove an asset reference.
 - Allow users to navigate to a pre-configured asset management screen.
- New parameters can be found under Asset Content (as shown below).

Properties (edited)

Configuration Web UI Style

Node Details Screen ▾ Save Close New... Delete Rename Save as...

Referenced Asset Representation [go to parent](#)

Pop Up Representation <Select an option> ▾ Edit...

Representation <Select an option> ▾ Edit...

Show Asset Name

Enable Link

▶ **Advanced**

▼ Asset Content

Create Local Content

Remove Local Content

Replace Content

Direct Download

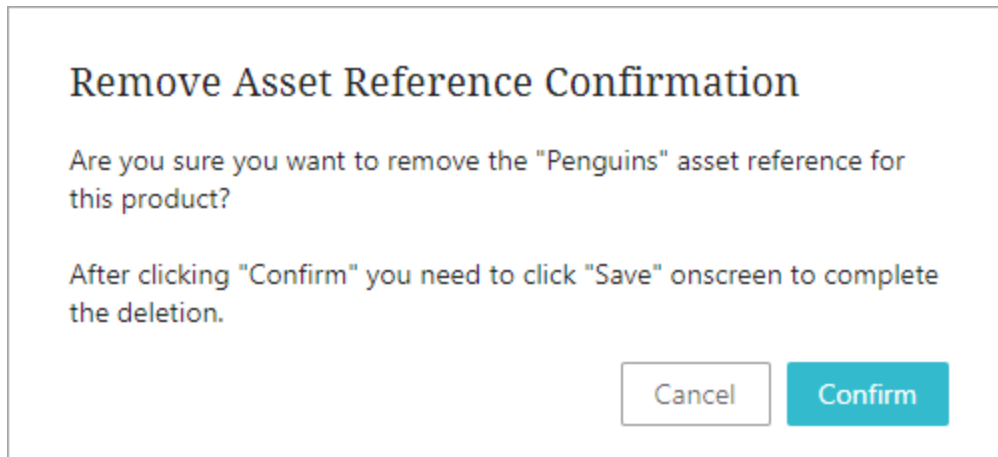
Disable Resizing

Insert Asset Reference

Remove Asset Reference

Upload And Insert Asset Reference

- When Enable Link is selected, the user can navigate to the pre-configured screen showing the details of the asset. This allows users to inspect additional details and/or metadata, and also provides consistency across the UI as most places allow a clickable navigation link.
- To prevent accidental unlinking, when the Remove Asset Reference is enabled, users will get a pop-up message to confirm, before the asset reference is deleted.



- For assets with long names, the name is displayed to the full width of the asset and then is truncated. Hover to view the full name.

For more information, refer to the Referenced Asset Representation topic in the Web User Interfaces documentation.

Sufficiency Card now supports products and entities

The 'Product Sufficiency Card' is renamed to 'Sufficiency Card' with the new support for entity objects, in addition to existing support for product objects. After configuration, selecting a product or entity object on a Node Details screen displays the sufficiency scores on the Sufficiency Card (via the Below Title child component). The Sufficiency Panel now also includes messages for both product and entity objects.

Although a single sufficiency cannot be used for both products and entities, to implement the functionality for products and entities simultaneously, a business condition must specify the relevant object type and be applied to all sufficiencies. For details on configuration, refer to the Sufficiency Scores for Product Data Quality and Completeness topic in the Data Governance documentation.

Product Summary Card and Sufficiency Card support both 'Navigation' and 'Copy and Share'

In Web UI, a new Breadcrumb Type parameter is available in the Product Summary Card and the Sufficiency Card, giving users the option to either use the breadcrumb as a navigable link or to copy the breadcrumb to clipboard so that it can be shared.

The default parameter for Product Summary Card is 'Navigation' and for Sufficiency Card the default parameter is 'Copy and Share.'

When 'Navigation' is selected the user will be able to navigate using the breadcrumb by clicking on it and when 'Copy and Share' is selected the user will be able to copy the product hierarchy path by clicking on it.

For more information, refer to the Below Title Product Summary Card topic in the Web User Interfaces documentation.

Styling improvements in sufficiency panel metric messages

A number of styling improvements in Web UI have been implemented, enabling users to have a better user experience. They include the following:

- The Success, Warning, and Error text is now replaced by respective icons.
- In workbench, the Newline placeholder is introduced in the metric configuration which will add a line break for better visibility of error messages.

- Spacing between metric titles and messages are aligned.

Quality and Sufficiency ✕

Overall Product Score 60

Overall Product Score !

- Marketing Description 2 must be populated before Marketing Description 3
- Short Description is missing or is not at least 15 characters in length. Please check this in the Basic Information section.

Basic Data Population 66

Validates that basic product data has been provided

Short Description must be provided and must be at least 15 characters !

- Short Description is missing or is not at least 15 characters in length. Please check this in the Basic Information section.

Brand must be populated !

Sellable Channels must be selected ✓

Marketing Copy 50

Validates that marketing copy has been provided and that priority text is provided before secondary descriptions

Marketing Description 3 should only have a value if 2 does 0

- Marketing Description 2 must be populated before Marketing Description 3

Marketing Description 1 must be provided 100

Marketing metric four 60

- Text for the warning

For more information, refer to the Sufficiency Panel topic in the Data Governance documentation.

New ECLASS Advanced Editor Screen for editing ECLASS data

The ECLASS Advanced Editor Screen gives users of this product classification taxonomy the ability to maintain ECLASS Advanced data from the Web UI. This new screen improves upon and supersedes the

view-only ECLASS Advanced Screen, which will be deprecated and withdrawn in a future release. For more details, refer to the Data Exchange Enhancements and Changes release note in the 11.1 release note set.

General Enhancements and Changes

Summary


The following enhancements and changes have been made as part of the 11.1 release. These are outlined below and described in the Details section that follows:

- The workbench indicator for the **Approved workspace** now displays an orange background for better visibility.
- New **healthchecks** are available to identify event processing, attribute values, and JavaScript business rules and large commits that can negatively affect performance. This enables administrators to proactively address potential issues before they become a problem.
- Workbench **responsiveness** is improved to reduce wait times.
- User-defined IDs for **derived events** now display in event queue lists to improve troubleshooting activities and are also available in the SOAP API as the new eventTypeName element to improve integration development capabilities.
- The new bulk update **Reassign operation** for workflows has been added to the workbench.
- The amount of workflow information stored and displayed on the **State Log** tab in the workbench editors is now limited to improve STEP performance. The default can be overwritten by an admin.
- Performance improvements on the **migration to SaaS (Cassandra)** process significantly reduce the time required to import collections.
- Improvements in workbench now control displaying the '**Force Authentication via STEP**' parameter only as needed to reduce confusion about when and how it should be used.
- The **SaaS Self Service UI** now allows admins to set system configuration properties to reduce reliance on Stibo Systems Support to manage commonly updated properties.
- Inherited data is now accessible via **REST API V2**.
- The **GraphQL API** now allows searching for, and returning, the attribute values in data containers of a specified type on product or entity nodes using conditions, including various operators for exact- or partial-match queries.
- The **Stibo Aspire gateway integration** has been greatly improved to make configuration easier.
- Updates on the **Start Page** provide an improved user experience.
- A new privilege action has been added to **control access to workbench** so that users who should only work in Web UI can be easily restricted from logging in to the workbench.
- Multi-select functionality is now available on the Handling column of **Change Packages**, making it easier to configure and streamlining the user experience when choosing to ignore dependent items.

- The **Asset Publisher Storage Template** now allows use of the asset name and attribute ID macros, which streamlines the migration from Asset Push to Asset Publisher and improves search engine results for published assets.

Details

Approved workspace indicator is more obvious in workbench

The workbench workspace indicator has been improved with an orange background () to clearly show that a user has left the Main workspace. This improvement matches the orange background of the Approved workspace indicator in Web UI to eliminate confusion about the absence of some options, such as the Recycle Bins, and the editability of parameters.

For more information, refer to the Workspaces topic in the System Setup documentation.

New and improved healthchecks identify performance issues

The Healthchecks functionality (available from Performance Analysis Tools and the Admin Portal) now includes the following new healthchecks to identify data and scenarios that can negatively affect performance:

- The configuration healthcheck 'Residual events for a queue' reports event processors, outbound integration endpoints, and event queues that have generated events that have not been processed within a week. The identified processors are set to 'read' events but are either not enabled, are stopped in an error state, or are enabled but not scheduled. An administrator can inspect the objects in the report and change the configuration to either consume the events or discard them.

<input type="checkbox"/>	Name	Category	Issues	Severity	Status	Completed
<input type="checkbox"/>	Residual events for a queue	Configuration	5	Medium	Succeeded	20/08/2022, 00:04:41

- The configuration healthcheck 'Non-compacted attributes' identifies non-LOV attribute values that do not use Compact Value Storage (CVS) on Oracle-based systems. CVS requires less storage space and improves the system response time. An administrator can review the attributes reported by this check and convert them to CVS or to LOVs, as appropriate.

<input type="checkbox"/>	Name	Category	Issues	Severity	Status	Completed
<input type="checkbox"/>	Non-compacted attributes	Configuration	15	Medium	Succeeded	24/09/2022, 00:01:43

- The configuration healthcheck 'Javascript catch without rethrow' identifies JavaScript business rules that use a try-catch statement without a rethrow for exceptions. The absence of a rethrow can cause data inconsistencies since the database transaction is not rolled back. With this healthcheck, exceptions are no longer ignored, and instead are rethrown by the business rule framework. An administrator can edit the

identified business rules and add a rethrow.

<input type="checkbox"/> Name	Category	Issues	Severity	Status	Completed
<input type="checkbox"/> Javascript catch without rethrow	Configuration	3	High	Succeeded	03/09/2022, 00:04:56

- The performance healthcheck 'Large Commit' identifies very large transactions (commits) that can cause a system running on Cassandra to have poor system performance. This healthcheck runs on schedule for Cassandra systems and warns if larger commits are happening.

For more information, refer to the Healthcheck Test Index topic in the Administration Portal documentation.

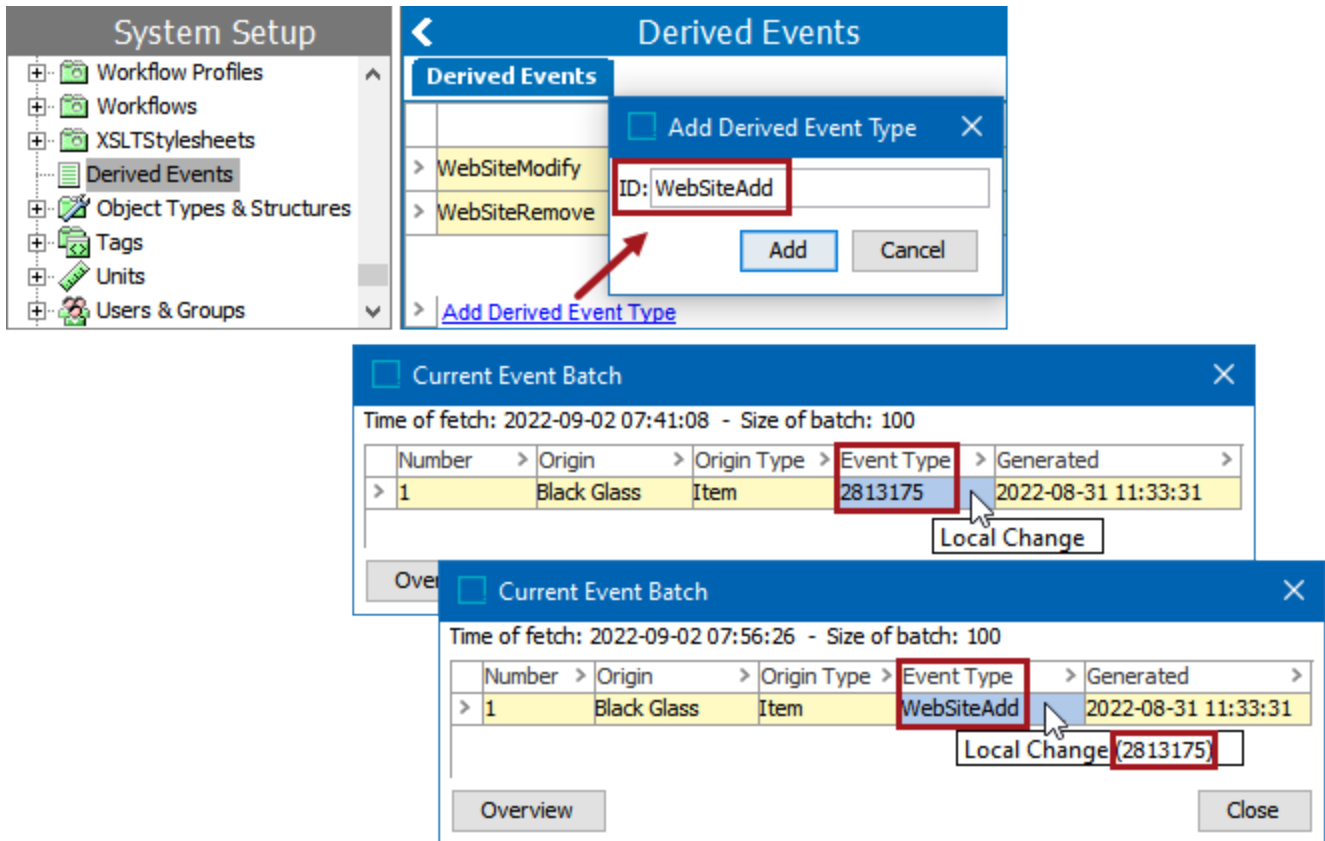
Improved workbench responsiveness

The workbench has been improved to reduce the wait time for downloading the workbench launcher, starting the workbench, and loading individual screens within the workbench. These enhancements give users faster access to the workbench and improved responsiveness working in the workbench.

Improved derived event identification

In workbench, derived events now display the user-defined ID on an event queue list. Troubleshooting is improved because users can confidently identify derived events in a batch to be processed by the text displayed in the Derived Events editor as the ID instead of by a system-generated internal ID. As shown in the following images, previously, only the internal ID was displayed in the Event Type column of the 'Current Event Batch' dialog. Now, the user-defined ID is initially displayed using the Details view in the 'Current Event Batch' dialog via the 'View First Event Batch' option for outbound integration endpoints, event processors, and event queues. The internal ID is still visible when hovering over the user-defined ID for a derived event.

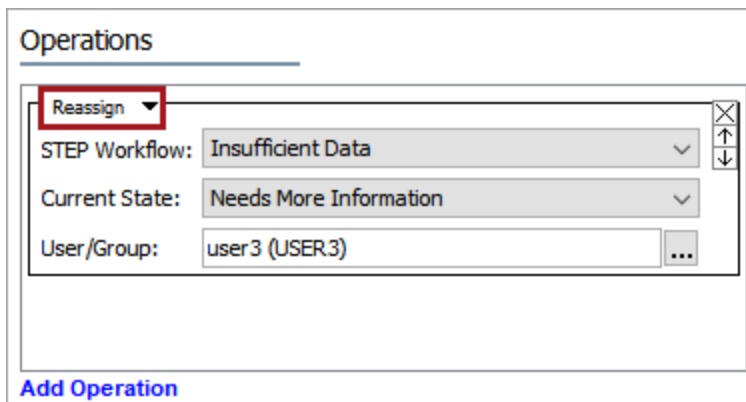
The user-defined ID is also now exposed in SOAP API responses as the new `eventName` element. For backward compatibility, `eventType` continues to provide the system-generated internal ID, however, it is recommended to update integrations using `eventType` to use `eventName` instead because the `eventName` value will not change between environments and is easily identifiable. Additionally, this provides a configuration management benefit when migrating configurations across systems.



For more information, refer to the Derived Events topic in the System Setup documentation.

Bulk update Reassign operation in the workbench

A Reassign operation as a bulk update has been added to the workbench. Now, users can initiate this action as a bulk update that runs as a background process (BGP).



For more information, refer to the Workflow: Reassign topic in the Bulk Updates documentation.

Improved management of State Log entries

Logs for workflow transitions, also referred to as 'State Flow Logs' or 'State Logs', are displayed in the 'State Log' tab of a product, entity, and classification editor in workbench. This tab includes a complete history of transitions, notes, assignments, and status flag changes for the object. Over time, the number and size of such log entries can result in poor STEP performance and can also hinder migration to SaaS due to the required storage.

State Log									
Product References Referenced By Images & Documents Commercial Tables Category Profile Proof View Status State Log T									
Lead Pipe Plumbing Check									
<input checked="" type="checkbox"/> Show transitions <input checked="" type="checkbox"/> Show assignments <input checked="" type="checkbox"/> Show notes <input checked="" type="checkbox"/> Show status flag changes <input type="checkbox"/> Hide parallel and cluster states									
Time	User	Event	From State	To State	Note	Assignee	Status Flag	Log Type	
> 2017-04-19 09:23:27	USERJ		Lead Free			USERJ		assignment	
> 2017-04-19 09:23:27	USERJ	Proceed	Review Data	Lead Free				transition	
> 2017-04-19 09:23:27	USERJ		Lead Free				Low	statusflag	
> 2017-04-19 09:23:09	USERJ		Review Data			USERJ		assignment	
Reassign									
<input checked="" type="checkbox"/> Show transitions <input checked="" type="checkbox"/> Show assignments <input checked="" type="checkbox"/> Show notes <input checked="" type="checkbox"/> Show status flag changes <input type="checkbox"/> Hide parallel and cluster states									
Time	User	Event	From State	To State	Note	Assignee	Status Flag	Log Type	
> 2017-04-28 12:10:54	USERJ		Work			USERJ		assignment	
> 2017-04-28 12:10:54	USERJ		Start	Work	These notes were added during submission.			transition	
> 2017-04-28 12:10:54	USERJ		Work				Low	statusflag	

By default, upgrading to release 11.1 allows only entries for the previous 93 days to be kept on the State Log tab. While older entries are not immediately deleted, they are marked for deletion and will be removed as the system has the available resources to run the cleanup process.

The age of the entries kept on the State Log tab is determined by the value for the StateflowLog.Days.Retention property (Oracle) or the Cassandra.StateflowLog.Days.Retention property (based on the database in use) in the sharedconfig.properties file on the STEP application server. This allows the State Log tab to store slightly more than three (3) months of information instead of keeping the complete history. Maintaining fewer State Log entries improves STEP performance and aids in scalability.

This constitutes a change in functionality for existing customers. Before upgrading, consider if 93 days of workflow transition logs is sufficient for your business. To keep logs for a shorter or longer period of time, prior to upgrading, add the StateflowLog.Days.Retention or the Cassandra.StateflowLog.Days.Retention property to the sharedconfig.properties file and set the value as needed. Although the property value can be increased, doing so after the upgrade does not restore state logs that have been deleted. Increasing the value is not recommended before migrating to SaaS because it will extend the time required to migrate and may impact the schedule.

For more information, refer to the State Log Tab topic in the Workflows documentation.

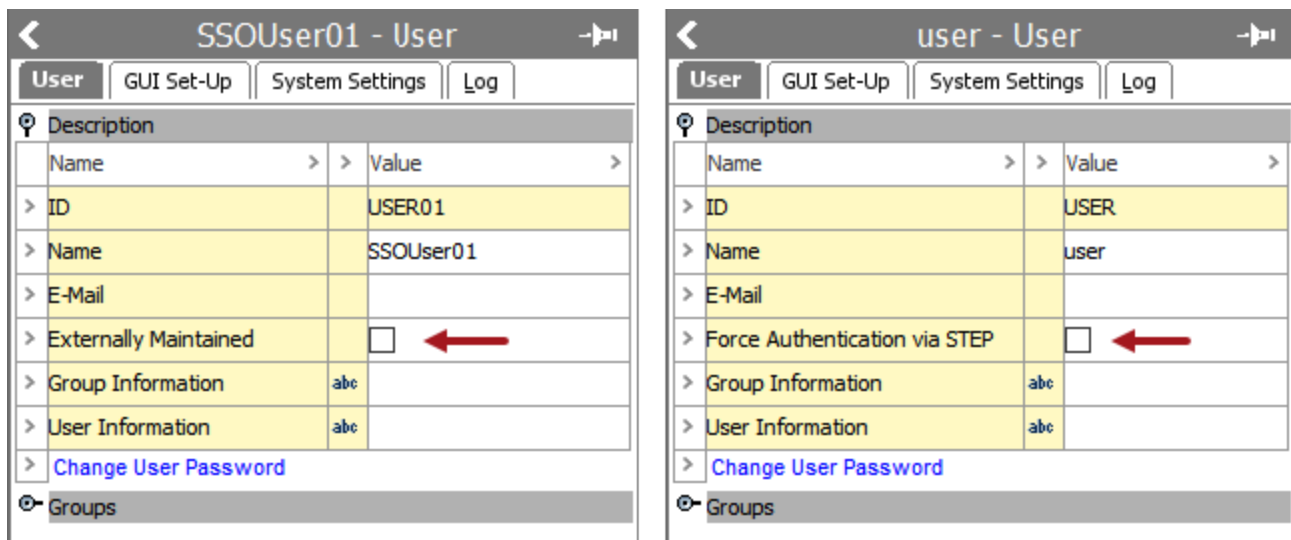
Improved migration to SaaS (Cassandra) for collections

Optimized performance for the migration to SaaS (Cassandra) now uses multiple threads to import collection objects, which can result in a notable decrease in the overall time required. While it is advised to purge unnecessary collections prior to migration, this improvement allows the migration to run more efficiently for the remaining collections.

For more information on SaaS, contact your Stibo Systems account manager or partner manager.

'Force Authentication via STEP' parameter improvement

The 'Force Authentication via STEP' option is no longer available on STEP systems with OAuth2-based authentication enabled. For these environments, the 'Externally Maintained' option indicates if the user authentication is managed by STEP or not.



SSOUser01 - User		user - User	
User GUI Set-Up System Settings Log		User GUI Set-Up System Settings Log	
Description		Description	
Name	Value	Name	Value
ID	USER01	ID	USER
Name	SSOUser01	Name	user
E-Mail		E-Mail	
Externally Maintained	<input type="checkbox"/>	Force Authentication via STEP	<input type="checkbox"/>
Group Information	abc	Group Information	abc
User Information	abc	User Information	abc
Change User Password		Change User Password	
Groups		Groups	

For more information, refer to the Working with Users topic in the System Setup documentation.

System property management via SaaS Self Service UI

For SaaS systems, the SaaS Self Service UI now allows admins to monitor and modify commonly updated configuration properties. Previously, the remote system administration API options were required to get and set configuration properties. With this change, the remote system administration option is removed, and customer management of select properties is via the SaaS Self Service UI.

For more information on the Self-Service UI for SaaS, or to update properties not available in the Self Service UI, contact your Stibo Systems account manager or partner manager.

Inherited data via REST API V2

Developers using REST API V2 to access STEP objects can now also access inherited data. This data is explicitly marked as inherited and is ignored when creating / updating via the PUT / PATCH / POST operations. With this improvement, users can migrate from the deprecated REST API V1, which is not being updated.

For more information, refer to the REST API V2 section of the STEP API Documentation, available from the Start Page.

GraphQL can access and return values in data containers

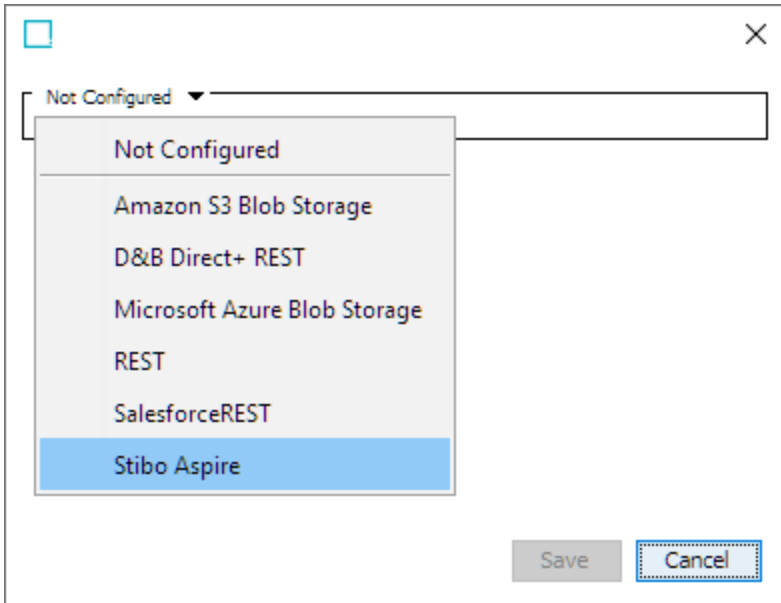
GraphQL can now search for specified attribute values in specified data containers of a specified type and return nodes with data container attribute values that match the query. This improvement applies to both product and entity objects and includes conditions and various operators for exact- or partial-match queries. For example, identifying a customer based on their phone number, which is part of a data container on the customer entity object, or identifying a product by the value on an industry standard included in a data container on the product object.

GraphQL is available to use with STEP via the STEP.SDK.WebService license. Contact your Stibo Systems account manager or partner manager to begin the process of enabling licenses for your system.

For more information, refer to the GraphQL API section of the API documentation at [system]/sdk or access the STEP API Documentation from the Start Page.

Improved integration of Stibo Aspire gateway with STEP

Integrating Aspire with STEP is now significantly simpler. The authentication REST gateway and the business function that handled the authentication (which were necessary in prior releases) are no longer needed. Instead, a dedicated 'Stibo Aspire' REST gateway is now available. Customers with Stibo Systems SaaS system deployments are able to use it directly out of the box with no additional configuration. For non-SaaS system deployments, credentials must be manually configured in the sharedconfig.properties file.



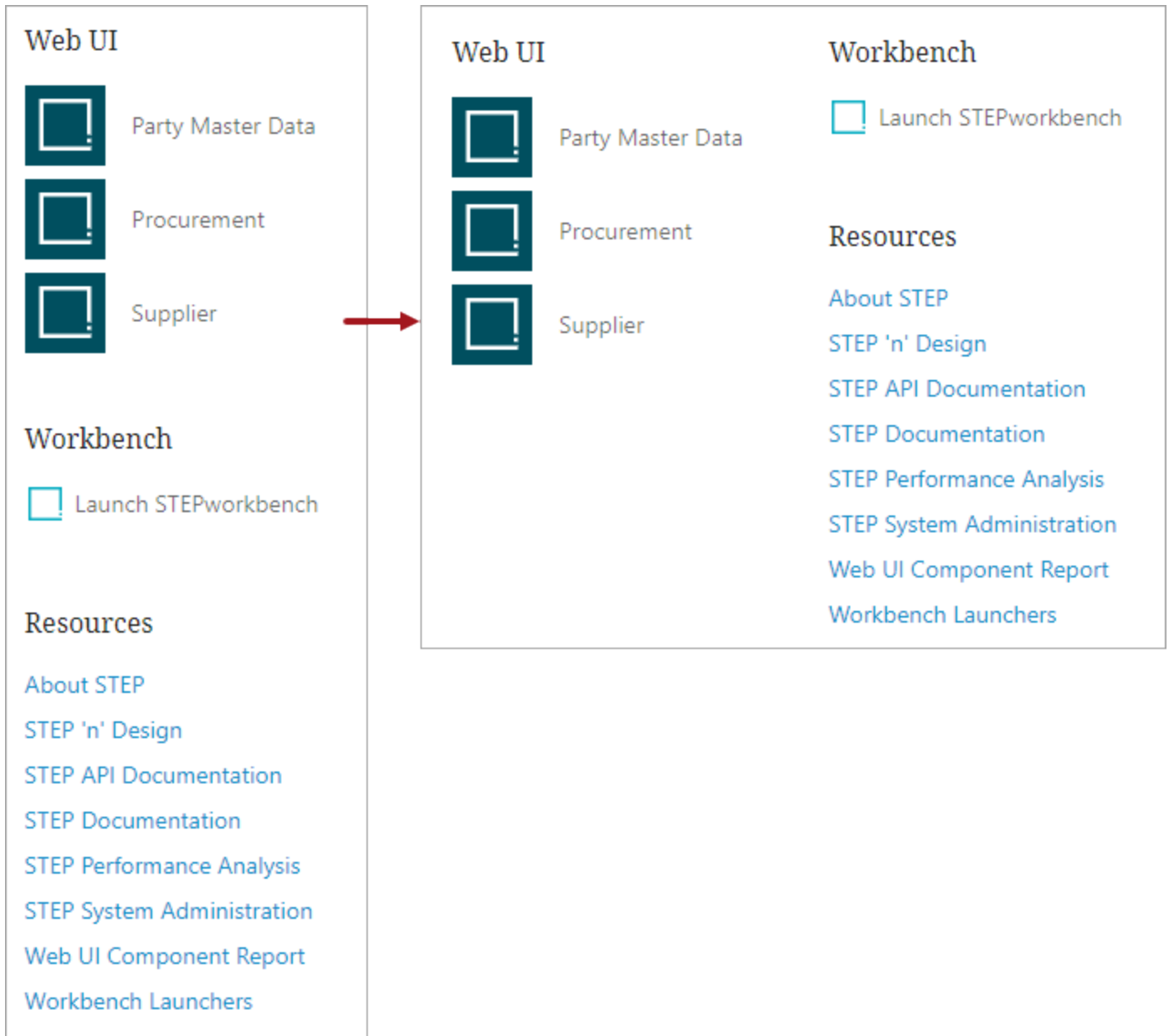
Aspire is used for the Machine Learning Match Recommendations for Clerical Review. For more information, refer to the Configuring the Stibo Aspire REST Gateway topic in the Matching, Linking, and Merging documentation.

Start Page design updates

Updates to the Start Page provides an improved user experience while working and accessing the STEP instances. The sections are reordered as:

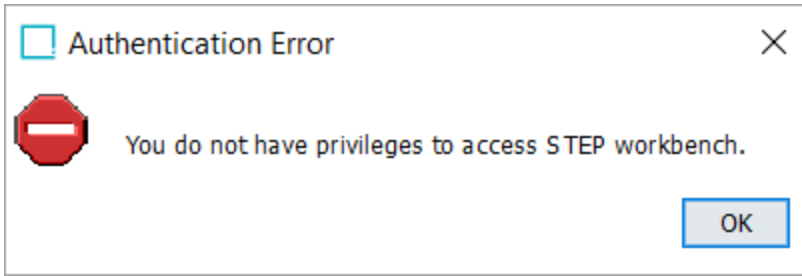
- Web UI
- Workbench
- Resources

If the vertical viewing pane limit is exceeded, the Workbench and the Resources section moves to the second column and the Web UI stays on the first column.



Control access to workbench

In workbench, a new setup action privilege 'Access Workbench' is now available, which allows the administrator to control the workbench access. When a user group does not have the Access Workbench setup action, users belonging to that group will still have access to workbench links in the Start page, but when the user clicks a workbench link, enters their username / password, and tries to log in, an error displays: 'You do not have privileges to access STEP workbench.'



For backward compatibility, when a system is upgraded, the Access Workbench setup action privilege is automatically added to all existing setup action objects and all users can log in to workbench using existing login methods. The administrator must manually remove the Access Workbench setup action privilege from the user groups that should not have access to the workbench.

For more information, refer to the STEP Workbench UI topic in the Getting Started documentation.

Change Package Handling column update

Within a Change Package, the Handling column gets populated with the 'Use' setting. Now, as required, users can copy an 'Ignore' setting and paste it into multiple cells. Previously, if a user needed to ignore multiple attributes, the 'Ignore' option was manually selected from the dropdown menu for each attribute.

Secondary Items (0)				
Items Required For Transfer (717)				
Item	Current	Handling	Included	
> Attr_Attribute	1221 days	Use	2019-05-14 00:59:49	
> Attr_UoM	1221 days	Use	2019-05-14 00:59:49	
> Attr_Value	0 minutes	Ignore	2022-09-16 12:22:42	
> Attribute Description	1221 days	Use	2019-05-14 00:59:50	
> Attribute Group Section	1221 days	Use	2019-05-14 00:59:50	
> Attribute Help Text	0 minutes	Ignore	2022-09-16 12:23:09	
> Attribute Name Style Name	0 minutes	Ignore	2022-09-16 12:23:10	
> Attribute P	0 minutes	Ignore	2022-09-16 12:23:10	
> Attribute ShortName	0 minutes	Ignore	2022-09-16 12:23:11	
> Attribute Value Style Name	0 minutes	Ignore	2022-09-16 12:23:12	
> Caption 1	0 minutes	Ignore	2022-09-16 12:23:12	
> Catalog Group Theme	1221 days	Use	2019-05-14 00:59:50	

For more information, refer to the Change Packages topic in the Configuration Management documentation.

Asset Publisher Storage Template now supports additional macros

In Asset Publisher, the \$assetNAME\$ and \$attribute:attributeID\$ macros are available to allow exporting assets with meaningful names based on data on the asset. This also simplifies the process of moving from Asset Push to Asset Publisher by aligning additional macro options between the two offerings as follows:

- The macro \$assetNAME\$ is used to publish the name of the asset.
- The macro \$attribute:attributeID\$ is used to publish the value of the description attribute of the asset.

Conversion Configuration

Name: Conversion1

Image Conversion: <source>

Storage Template: \$assetNAME\$_\$attribute:attributeID\$. \$autodetected-extension\$

Condition: ...

Path Attribute: Path Attribute (PathAttribute) ...

Version Attribute: Version Attribute (VersionAttribute) ...

Status Attribute: Status Attribute (StatusAttribute) ...

OK Cancel

The Path attribute is mandatory when \$assetNAME\$ and \$attribute:attributeID\$ macros are used.

For more information, refer to the Asset Publisher Processing Plugin Parameters and Triggers topic in the System Setup documentation.

Product MDM for Automotive 11.1 - 7.0.50 Release Notes

Release Date: Nov 8, 2022

There is no new functionality or bugfixes included with this release. The 11.1 - 7.0.50 installation recipe makes the automotive component compatible with the released core code for STEP 11.1.

PATCH RECIPE

The Automotive add-on can be installed with the following recipe:

```
to:automotive/7.0/automotive-7.0.50.spr
```

The above recipe is compatible with the following STEP 11.1 baseline recipe:

```
to:step/platform/step-11.1.spr
```

Important: Once an Automotive add-on is installed to a base STEP system, the base system cannot be upgraded without upgrading the Automotive add-on at the same time. Additionally, when upgrading any base STEP system that has any Automotive add-on installed, both install recipes must be prepared at the same time.

For assistance in applying the patch to systems with extensions or additional add-on components, contact Stibo Systems Technical Services. For on-premise systems, instructions for installing components can be found in the SPOT Program topic in the System Administration Guide found in Downloadable Documentation. For SaaS systems, contact your Stibo Systems account manager.

Platform and Software Support Changes

This section lists current and future planned changes to platform and software support. The complete list of platform and software support is available in the 11.1 Platform and Software Support section of the System Release and Patch Notes documentation within online help.

The changes in platform and software support from version 11.0 to 11.1 are listed below. **Customer action may be required.**

Current Updates

Support has been added for:

- macOS 13 (Ventura) for Mac clients
- RHEL / Oracle Linux 8.6 support for the STEP database, application, and asset push file servers
- MS Windows Server 2022 for BeyondTrust Jump Proxy server

Support for the items listed below has ended:

- macOS 10.15 (Catalina) for Mac clients
- STEP versions 9.2 (ended on August 1, 2022) and 9.3 (ended on November 1, 2022). Release notes for these releases have been removed from online help but are accessible via the customer portal.

Future Updates and End of Life Notifications

The support for the items below will end with the next feature release (Spring 2023) or as indicated:

- The Dun & Bradstreet Direct 2.0 platform is scheduled to be discontinued as of December 31, 2022, and as of January 1, 2023, D&B Licensed Products may only be accessed via Direct+. The 10.3-MP4 notes include additional information.
- On IEPs, the legacy 'Chain' option for the Transactional Settings parameter is planned to be deprecated. The Data Exchange Enhancements and Changes release note includes additional information.
- Support ends in 2023 for these STEP versions:
 - 10.0 — ends on May 1
 - 10.1 — ends on December 1

Customers should update as soon as possible to the latest release of Stibo Systems Enterprise Platform (STEP). Contact your Stibo Systems account manager or partner manager, or the support department, if you have questions and/or to receive help and guidance on how to update to a supported release.

Software errors reported for the versions shown above may be rejected after the listed effective dates. Application support issues in progress for the releases being desupported will be closed on the desupport date. It is not possible to extend the support services for desupported versions.

Miscellaneous Bugfixes

A number of bugfixes have been applied as part of this release. Separate notes are generated for each maintenance patch. Refer to the entire set of 11.1 release and maintenance patch notes prior to installing or upgrading.



BUGFIXES

■ **Cassandra improvement for forwarding events**

For Cassandra systems, when forwarding events, the confirm dialog now displays an estimated number of events that will be forwarded if the user confirms.

■ **Fix for exception in search when excluding objects with Search from List based on a key**

When upgrading an Oracle In-Memory STEP system to 11.0 (or later), unique key values are also In-Memory optimized. However, a slight difference exists for In-Memory optimized unique key values compared to the non-In-Memory version regarding handling of null values. This problem has now been resolved by this fix. There is a hotfix also available for this solution that is applicable to inmemory-7.0.66.

■ **Fix for MongoDB connector: missing extValues for attributes on Reference Types**

Fix for the extValues for the metadata attributes on the References. Previously, the LOV value ID of reference metadata was not getting exported via Mongo.

■ **Fix for numerous '... deleted instance' entries in logs + errors in Matching and Merging event processor**

Fixed an issue in the Address Matcher with regard to an inconsistent city score when one of the city's name length was less than five (5) characters, and the second was above or equal to five (5) characters. A hotfix is also available for this solution and is applicable to partydatamatching-7.0.14.

■ **Fix for supplier name missing in Compare view**

Added missing supplier names in Compare view. An error would occur in the case where the first ingredient in a section was not present for one or more of the suppliers being compared.

■ **Fix for when AMF stops writing to Postgres DB and will not reconnect without restart**

Logging information on consumer not getting reattached in the consumer creation loop. This solution is also available as a hotfix that is applicable to audit-messaging-7.0.5.

■ **ISSUE-400494 - Fix for a problem with DTP export data below when selecting a version**

The problem occurred when doing an 'Export Data Below' on a 'Page data' object in the workbench. The case was that two products were mounted on the page in one version and only one of the products was mounted in a second version. Changing version in the 'Select objects' tab of the export wizard did not change the list of products being exported. As a 'Page Data' object is attached to one version only, it makes no sense to change the version in the wizard when a 'Page Data' object has been selected. The solution has been to remove the 'Version' column for 'Page Data' objects in the 'Select Objects' tab of the export wizard.

■ **ISSUE-469559 - Fix for error on filtering Task List**

Fixed an error with column sorting in the Web UI Node List component. Previously, a combination of nodes could cause an error which prevented the list from being shown. A hotfix is applicable for step-10.1-mp4, step-10.1-mp5, and step-10.1-mp6.

■ **ISSUE-473507 - Fix for imported translation management error-free files going to error subfolder**

Fixed an issue occurring where import files with translations were moved to the error folder even if there were no errors during translation using those files. A step-10.3-mp4 hotfix is also available for this solution.

■ **ISSUE-510715 - Fix for attribute group not opening properly when attribute is created in Web UI**

Now, Web UI Tree Navigator will be reloaded correctly after a user creates new attribute or LOV on Attribute / LOV Management screens in Web UI.

■ **ISSUE-520097 - STEP logout error**

Fixed issue with logout when using /webui/webui/logout link. It did not work correctly if run from external HTML page from iframe element. This solution also has a hotfix available that is applicable to keycloak-ss0-7.0.14 and one applicable to step-10.3-mp4.

■ **ISSUE-521543 - Fix for duplicate objects with same name (not ID) appear dimmed in Parent Selector node picker**

Now, it is possible to select a parent with a similar name but different ID via the Parent Selector component on a Web UI Node Editor's node picker.

■ **ISSUE-522430 - Fix for large exports causing the streaming mapper to run out of memory**

When an export included mappings for asset or entity references on data with many references, the export could run out of memory because it cached the asset / entity information. This has now been fixed so it no longer caches.

■ **ISSUE-522931 - Fix for OIEP Advanced STEPXML error**

There is now an improved error message for OIEP Email Delivery for emails without body text. If an email body is empty, the following message will show: 'Cannot deliver the email. Email body is empty.'

■ **ISSUE-524452 - Fix for 'Include inherited values' not working in Advanced Search Screen**

Now, it is possible to copy and paste values from Excel cells to the Advanced Search Attribute Value criteria without causing exceptions to appear.

■ **ISSUE-525655 - Fix for display issue in event processor configuration**

In the workbench, work was done to resize the Mail Error Report input form under the Select Error Report section to make the horizontal scroll bar work correctly. (Vertical scroll bar has been removed.)

■ **ISSUE-526344 - Fix for product selection not returning any data after unchecking a 'Type of packaging' selection**

Now, a Node Details section will not be closed if a user selects / deselects the same item on a Web UI Node List.

■ **ISSUE-527816 - Fix for data inconsistency error when publications are deleted**

Additional checks have been added to the remove orphan publication nodes option ('Clean orphan publication data'). There is a hotfix for this solution that is applicable to step-10.1-mp4.

■ **ISSUE-528473 - Fix for ECLASS Importer not filtering on LOV Value (ECLASS 12)**

Unlinked attributes from classifications of the attributes marked as deprecated but already linked to the classification before the import. Made sure that LOV values marked as deprecated in the extension part of the ECLASS import file are taken into account when adding values to a LOV or creating a value filter for the LOV. This solution is also available as a hotfix that is applicable to eclassimporter-7.0.67 and eclassimporter-7.0.70.

■ **ISSUE-531146 - Fix for Web UI not working as expected in case of scanning products**

Now, it is not possible to apply a filter while the filter strings are still loading on a Filtering Dialog on a Web UI Node List.

■ **ISSUE-542515 - Fix for inability to drag and drop product on classification node in Web UI**

Now, it should be possible to manually resequence Classification Product Links on a Multi Reference screen with Sequence Display Mode.

■ **ISSUE-544385 - Fix for Remove Links action**

Fixed a problem occurring when selecting all references / links and deleting them within a Multi Reference component. This caused the deletion of the references / links of non-configured types, if they had a same source / target (depending on ref / link direction). This solution is also available as a hotfix that is applicable to step-10.2-mp3.

■ **ISSUE-547180 - Fix for whole Design Mode getting highlighted instead of selected component**

Now, the Value Section sub-components will be correctly highlighted on hover and can be clicked in Web UI Design Mode.

■ **ISSUE-548371 - Fix for Web UI node popup width taking up whole screen**

Now, Parent Selector's node picker popup will not take the whole screen width.

■ **ISSUE-550149 - Fix for Excel translation file import issue**

Now, manual Excel translation in the workbench will respect 'Always Excluded Attributes' from translation which is configured in Translation Settings in Users & Groups System Settings. There is a hotfix of this solution that is available for step-10.3-mp4, step-11.0, and step-11.0-mp1 through mp4.

■ **ISSUE-551432 - Fix for inability to edit Name field in Multi Edit Display Mode**

Now, a Name component on a Web UI Node Editor will be marked as read only if the current user does not have the privilege to edit it - specifically, if the MAINTAIN_SETUP_ENTITY privilege is missing. This behavior is now consistent with the Table Header Name component on a Web UI Node List.

■ **ISSUE-552339 - Fix for conditions returning as 'false' if matcher uses condition threshold**

Fixed presentation of comparison between matcher result and matcher's threshold in the Match Criteria Evaluator's Match Reason column when rules contain conditions with a True / False comparator. There is also a hotfix applicable to step-10.2-mp3 through mp6 available for this solution.

■ **ISSUE-553074 - Fix for performance issue in business function after upgrade**

Performance optimization was done for business rules using JavaScript. The code used to restrict the JavaScript to call methods provided by the public API was not handling situations where the arguments were automatically cast to the correct type very efficiently. This solution is also available as a hotfix for step-10.1-mp2 through mp5, step-11.0, and step-11.0-mp1 through mp4.

■ **ISSUE-553722 - Fix for Data Import screen throwing an error when added as Sub Screen Tab Page**

Fixed a NullPointerException (NPE) that was caused by the Data Import component when it was configured with a product selection import configuration but called from the Node Editor screen when a

classification is selected. Instead of the NPE being thrown, an 'Invalid Product Parent' message will be shown. This solution is also available as a hotfix that is applicable to step-10.3-mp4.

■ **ISSUE-555736 - Fix for NPE thrown when editing existing import configuration**

When editing an existing import configuration, exceptions could be thrown if the data source did not match the existing mappings. This has been fixed.

■ **ISSUE-556571 - Fix for issue in auto datasheet generation**

Fixed a problem causing a connection from InDesign to the app server to be torn down after five minutes. This solution is also available as a hotfix that is applicable to step-10.2-mp3.

■ **ISSUE-557286 - Fix for error message showing in HTML script that is not in readable format**

The problem is the user planned to use color text in their error message, but in Web UI the error message is showing in HTML script. The unreadable error message is confusing. To fix this problem, a color tag has been added `<p style="color: your color;">` to `BackgroundProcessImpl.legalHTMLIElementPrefixes`. This solution also has a hotfix available that is applicable to step-11.0-mp4.

■ **ISSUE-557761 - Fix for tab key not working as expected in Web UI**

Now, focus is moved to the new empty multi-value field when a user presses a tab key within a multi-value Attribute Value component field on Web UI Node Editor screen.

■ **ISSUE-558286 - Adding logging to identify issue for incorrect Kafka Header published**

Log endpoint configurations to determine if the erroneous variation is due to specific users or app servers. This solution is also available as a hotfix that is applicable to step-10.2-mp3.

■ **ISSUE-558807 - Fix for business rule taking a long time to run on a Web UI via the Run Business Action button for 1000 products**

Introduced a new parameter (Disable Reload) for the Run Business Action Toolbar component, which allows admins to disable reloading a Node List after performing a corresponding action. This solution is also available as a hotfix that is applicable to step-10.2-mp3 and step-10.3-mp4 / mp5.

■ **ISSUE-559808 - Fix for long process time for one item price change**

Improved performance when pasting a huge amount of cells into an Excel Smartsheet. Note that subsequent editing after a huge paste operation may still perform slower, as Smartsheets need to detect the changed product IDs, and after a huge paste it will be a lookup through the amount of pasted cells. This solution is also available as a hotfix that is applicable to step-10.1-mp3 through mp6.

■ **ISSUE-559855 - Fix for typeahead issue on the Search Panel**

The problem was that when the user entered the same values for different attributes, the typeahead would display the same values multiple times. To fix this problem, the data structure of 'SearchSuggestion' from List<> to Set<> was changed so that the typeahead will display the same values only once.

■ **ISSUE-559876 - Fix for reference metadata attribute not working properly**

In a multi-reference Multi Edit Display Mode component in the Web UI, it was not possible to remove inherited dimension-dependent LOV values. This has been fixed. There is a hotfix also available for this solution that is applicable to step-9.3-mp3, mp4, and mp5, and step-10.3-mp4.

■ **ISSUE-560921 - Fix for module proofing not working**

The InDesign Sidecar could incorrectly restart if the sidecar temporarily could not reach the STEP servers to report its status. This has now been fixed. This solution also has a hotfix available that is applicable to step-11.0-mp1 through mp4.

■ **ISSUE-561466 - Fix for inability to access a background job for impersonated user**

Fixed a problem occurring when users, impersonating a supplier user who does not have privileges to view BGPs of other users, were not able to access their own BGPs on a Background Process Details screen in Web UI with In-Memory enabled. There is also a hotfix available for this solution that is applicable to step-10.3-mp4.

■ **ISSUE-561682 - Fix for BMECat 2005 not displaying Price List Names when mapping**

Previously, in the mapping step of the exporter, price list names were named by their object type. Now, they are named by their ID to allow the user to differentiate multiple price lists within the same object type.

■ **ISSUE-561927 - Fix for Advanced STEPXML export not working for event-based outbound integration endpoint**

Now, a previously introduced configuration property for ignoring the Trade Terms effective date will only affect event-based exports. This solution is also available as a hotfix that is applicable to step-10.1-mp4 through mp6 and step-11.0-mp4.

■ **ISSUE-561929 - Fix for the 'AutoApprove=Y' tag not working as expected**

When importing an export configuration with auto approval, the content of the export configuration would not get approved. This has been fixed.

■ **ISSUE-562401 - Fix for a missing expansion icon**

Fixed a problem where a selected item on a Web UI Tree Navigator on a Global Navigation Panel did not have an icon to expand even if it had children. A hotfix applicable to step-10.3-mp4 is also available for this solution.

■ **ISSUE-563200 - Fix for Web UI 'References Asset Representation' component not working for product overrides**

Fixed a problem in Web UI Node Editor when asset references for product overrides were not displayed via Referenced Asset Representation. A hotfix is available for step-10.0-mp3, step-10.0-mp4, step-10.0-mp5, and step-10.3-mp4.

■ **ISSUE-563501 - SaaS fix for randomly changing configuration of outbound endpoints**

In the workbench, viewing an old revision of an outbound integration endpoint could unexpectedly overwrite the current configuration if the user then selected the 'Configurations' tab. This has been fixed. A hotfix is available for step-10.3-mp4.

■ **ISSUE-563935 - Fix for delete privilege on the Data Container not working as expected**

Now, a recycle bin icon will not be shown in the Web UI Data Container editor popup if the current user does not have privileges to delete a data container of a given data container type.

■ **ISSUE-564275 - Fix for idle Matching Event Processor**

Improved parallel tasks constraints resolving and parallel tasks processing to avoid Event Processor locking.

■ **ISSUE-564516 - Fix for thumbnail images not working**

The problem was that some thumbnail images were not shown in the Web UI. The system had a pipeline called thumbnail-64, but the DAM version dam-thumbnail-64 was missing. The solution has been to add the dam-thumbnail-64 pipeline. This solution is also available as a hotfix that is applicable to step-11.0-mp4.

■ **ISSUE-564611 - Fix for unavailable error file in a workbench BGP when Kafka Receiver BGP fails**

Previously, when a user ran an endpoint in strict / batch mode and multiple files fail, then only the last failed file would be attached to the background process. Now, a zip file will be created for attached error files when importing multiple files via a hotfolder where at least two files generate an error file.

■ **ISSUE-564824 - Fix for error with Web UI changes**

Fixed a NullPointerException (NPE) on a Web UI Node Editor screen related to the Referenced Asset Representation component, when the External Storage component model was configured. This solution is also available as a hotfix that is applicable to step-11.0-mp4.

■ **ISSUE-564887 - Fix for multi-language Smartsheet import not working correctly with multi-valued text attributes**

Fixed cross-context import of multivalued in Smartsheet format when there are single and multivalued being imported in one Smartsheets for the same language. This solution is also available as a hotfix that is applicable to step-10.0-mp3, mp4, and mp5.

■ **ISSUE-565269 - Fix for internal server error while view packaging**

Now, a packaging screen in the Web UI will not immediately fail loading with an exception if there are illegal links to non-packaging nodes via the packaging link. Instead, an error message will be logged at a SEVERE level to the STEP app log that will allow users to locate such a problem. This solution is also available as a hotfix that is applicable to step-10.3-mp4.

■ **ISSUE-565751 - Fix for persistence query throwing: java.net.SocketException: Connection reset**

The Admin Portal has a debug feature that allows Stibo Systems to examine data using an Adhoc Query. The server selector had a problem that caused it to not always send the query to the correct server URL. This has been fixed.

■ **ISSUE-565782 - Fix for Optimistic Lock error on multi-selection in Data Containers**

Now, Optimistic Lock exceptions will not be shown on Web UI screens when Alert notifications are about to be deleted in multiple threads. This solution is also available as a hotfix applicable to step-11.0-mp2 through mp4.

■ **ISSUE-566808 - Fix for 'Read Only' setting being ignored for the Reference Header in Multi Edit Display Mode**

Now, the 'Read Only' design mode parameter will be correctly respected on a Web UI Node List screen for the Table Header References component configured to display Data Container references. There is a hotfix also available for this solution that is applicable to step-11.0-mp2, mp3, and mp4.

■ **ISSUE-566879 - Table Transformation Horizontal Wrap Table fix for failure on row and page break (Rule Left)**

STEP and InDesign: If a table was using the Horizontal Wrap transformation, the table rule styles applied could be incorrect on the wrapped portion of the table when there were no repeated headers. This is now fixed.

■ **ISSUE-567409 - Fix for 'Send diagnostics' not supporting multiple app servers on SaaS**

It is now possible to upload diagnostics from a STEP cluster to Stibo Systems, even when there is no SSH access between the nodes in the cluster. This solution is also available as a hotfix that is applicable to step-10.3-mp4 and mp5.

■ **ISSUE-567413 - Fix for issue while trying to save an LOV value in a Data Container attribute**

Fixed a problem occurring when an LOV value with more than 5000 values in a Data Container editor on a Web UI Node Editor was not able to save the LOV value whose ID starts by the same prefix as other LOV IDs for this attribute. There is also a hotfix for this solution that is applicable to step-10.3-mp4.

■ **ISSUE-567610 - Fix for the Reference Header property causing slowness of Data Containers loading on screen**

Introduced a possibility to disable Reference history loading for Table Header references component for performance reasons. To use this possibility, contact Stibo Systems Support. This solution is also available as a hotfix that is applicable to step-11.0-mp4.

■ **ISSUE-567618 - Error message fix for inability to submit articles in a new product enrichment workflow**

The customer was getting a generic submit error previously. This fix introduced the possibility to return additional messages generated by a Reference Other Business Condition. To enable these messages, contact Stibo Systems Support. This solution is also available as a hotfix that is applicable to step-11.0-mp4.

■ **ISSUE-568071 - Fix for inability to transform / simplify selection for plugin ObjectTypeCondition**

Fixed a NullPointerException occurring when a user tried navigating to the Target Column ID in a Classification Product Links table on a Web UI Node Editor screen. Fixed exception when user tried navigating to the Target column title or ID in a Nested References table on a Web UI Node Editor screen. This solution also has a hotfix available that is applicable to nested-references-7.0.8 and another hotfix applicable to step-11.0-mp4.

■ **ISSUE-568376 - Fix for out-of-date serving platform**

Upgraded moment.js dependency to the latest version for the Customer MDM Data Profile component. There is also a hotfix available for this solution that is applicable to step-10.2-mp3 and step-10.3-mp4.

■ **ISSUE-568378 - Fix for lack of authentication config endpoint access**

Now, config resources will not be available for STEP system with SSO enabled if the current session is not authenticated. Fixed workbench inaccessibility issues with config resource blocked. There is also a hotfix available for this solution that is applicable to step-10.2-mp3 and step-10.3-mp4.

■ **ISSUE-568403 - Fix for 'Read Only' setting being ignored for the Reference Header on the Multi Workspace screen**

Now, the 'Read Only' design mode parameter will be correctly respected on a Web UI Node List screen for the Table Header References component configured to display Data Container references.

References will now be shown as read only for the Table Header References component on a Web UI Multi Workspace screen for the approved workspace. There are hotfixes also available for this solution that are applicable to step-11.0-mp2, mp3, and mp4.

■ **ISSUE-568508 - Fix for Reference component not working properly for metadata attributes**

In attributes within the References component in the Web UI, it was not possible to remove inherited dimension dependent LOV values. This has been fixed. This solution is also available as a hotfix that is applicable to step-9.3-mp3, mp4, and mp5.

■ **ISSUE-569033 - Fix for ClassCastException in pre-prod**

Fixed a ClassCastException in a Web UI BGP Notifications Panel caused by Data Container Objects reported in STEP URL format in one of the Background Processes. There is a hotfix for this solution that is also applicable to step-10.1-mp3 through mp6.

■ **ISSUE-569067 - Fix for custom Excel export inability to sort on column values**

Child products in Excel exports from Web UI were sorted randomly. They are now sorted consistently and identically to when exported from the workbench. A step-11.0-mp4 hotfix is also available for this solution.

■ **ISSUE-569120 - Fix for pre-prod financial report crash**

Financial report (B2CReportAction) has been improved to use a newer format than Excel 2003 when writing Excel sheets. Thus, the reports no longer have a maximum limit of 65535 rows. There is a hotfix also available for this solution that is applicable to step-11.0 and step-11.0-mp1 through mp4.

■ **ISSUE-569368 - Fix for the inability to copy values with local formatting when using User Configurable Views**

Introduced a possibility to enforce the 'Enable Locale Formatting' option for Table Header Values that are configured via User Configurable Views in Web UI. To enable this property, contact Stibo Systems Support. It is important to note that this property will affect all the table headers added to User Configurable Views, and it only affects newly created views. This solution is also available as a hotfix that is applicable to step-10.3-mp4.

■ **ISSUE-569586 - Fix for the inability to create a product and view the product details**

Fixed a side effect causing an exception after installing HOTFIX-6019, which was related to initialization of a References component on a Web UI Node Editor. The solution is also available via a hotfix for step-10.3-mp4.

■ **ISSUE-569744 - Fix for manual sorting causing error on Task List**

Fixed IllegalArgumentException sporadically thrown on a Web UI Task List's filtering dialog. There is also a hotfix available for this solution that is applicable to step-10.1-mp4 through mp6 and step-11.0-

mp4.

■ **ISSUE-569851 - Fix for asset search not working in a Run Business Action component**

Now, the assets can be found via typeahead suggestions if a classification is set as a Static Root Node for a Node Picker configured for a Run Business Action component on a Web UI Node Editor. This solution is also available as a hotfix that is applicable to step-10.2-mp3.

■ **ISSUE-570108 - Corrected issue preventing copying of eCatalog configs after update**

This issue was seen after an 11.0-MP4 update. Now, it is again possible to copy and paste eCatalog configurations in workbench. This solution is also available as a hotfix applicable to step-11.0-mp4.

■ **ISSUE-570562 - Fix for reference and link privileges not reflecting in Smartsheets**

Now, references / links cells in exported Excel Smartsheets will be mark as read only if the user, who exported a Smartsheet, does not have privileges to edit these references / link types. There is a hotfix also available for this solution and is applicable to step-10.1-mp4 through mp6.

■ **ISSUE-570924 - Additional logging added to identify Product MDM event processor error**

Gathering of more information from the exception is being done for better debug options. Additionally, there were JavaScript data inconsistencies that were cleaned up as part of the process of working to resolve the issue. This solution is also available as a hotfix that is applicable to step-10.3-mp4.

■ **ISSUE-571039 - Fix for 'Replace Content' is displayed even when the parameter is disabled**

Fixed a problem occurring when the Replace Asset option was visible for vendor users on a Web UI Node Editor for the Referenced Asset Representation component, even if the 'Replace Content' parameter was disabled in the Design Mode configuration.

■ **ISSUE-571262 - Fix for error received when exporting data using Web UI**

The problem was that a NullPointerException (NPE) was thrown if a product was exported from a Web UI if the user did not have view privileges to the product hierarchy above the selected product. The solution is to process the part of the hierarchy where the user has view privileges only. There is a hotfix also available for this solution that is applicable to step-11.0-mp4.

■ **ISSUE-572184 - Updated message shown when attempting to delete your own user name**

When you are logged into STEP and try to delete your user, the message indicating that you cannot delete the user logged into the current session in Workbench has been replaced and improved.

■ **ISSUE-572280 - Fix for URL taking longer time than usual to load**

Changes were made to replace the Google font since it cannot load in the restricted network.

■ **ISSUE-572854 - Fix for failing import of STEPXML**

Fixed a NullPointerException (NPE) in STEP import occurring when FINEST logging was enabled for com.stibo.core.domain bundle. This solution is also available as a hotfix that is applicable to step-11.0-mp4.

■ **ISSUE-572862 - Fix for Web UI article not opening**

Fixed an exception on the Web UI Node Editor screen with the Multi Reference component configured under the Value Section. This solution is also available as a hotfix that is applicable to step-11.0-mp4.

■ **ISSUE-573185 - Fix for Override Control Type Rule 'LOV-Checkbox' not working in Web UI**

Fixed a problem occurring when the Global Override mapping on the Web UI MAIN screen did not work for LOVs and did not change the representation of them. There is a hotfix for step-11.0-mp4 that is also available for this solution.

■ **ISSUE-574085 - Fix for Apache Commons-text library RCE vulnerability**

Addressed security vulnerability in third-party library apache-commons-text in core, ECLASS and Configuration Management STEP components by upgrading a dependency to 1.10.0 version of this library where the vulnerability is addressed. There is also a hotfix for this solution that is applicable to step-10.2-mp3, step-10.3, and step-10.3-mp1, mp2, mp4, and mp5. There is also a hotfix for system-management-7.0.9 and 7.0.11 as well as one for eclassimporter-7.0.67 and 7.0.70.

■ **ISSUE-574353 - Fix for scheduled exports not zipping file**

The problem was seen when SFTP delivery was done. If the delivery configuration contained a filename that was prefixed with an absolute path or a relative path, and zip was switched on, then the delivery failed. The path was used as the upload path, and the filename was also used as the name of the local zip file in the BGP_ directory. The solution has been to use the filename without path for the temporary file in the BGP_ directory.

■ **ISSUE-574765 - Fix for References component not working as expected in Web UI**

Fixed a bug with the References component on a Web UI Node Editor that was mishandling dimension inherited references when deleting a local reference pointing to the same target, which caused an inherited reference to be deleted as well.

■ **ISSUE-575295 - Fix for KAFKA Receiver import failure**

Some Background Processes may add audit-log entries. If the audit-logs become big, they are automatically pruned. And if two different processes (or sub-processes) does so at the same time, they may start the pruning at the same time, which could give deadlock errors. This could make the process fail, which could lead to processes being half-way done. This has been fixed so that the probability of deadlock is far less. If it does happen, it will only log it and continue the process since the pruning of old

audit-logs is not relevant for the process. There is a hotfix available for this solution that is applicable to step-11.0-mp4.

■ **ISSUE-575362 - Created a new healthcheck plugin to find and fix duplicate edges**

Added new healthcheck plugin (Nodes having multiple parents) for a Cassandra-specific problem with nodes having two (2) parents.

■ **ISSUE-575950 - Fix for outstanding issues with 'Data Issues Report' Bind**

Fixed the following problems with combined data issues:

1. Now, all attribute-related data issues messages will be correctly shown in combined popup.
2. Now, data issues will be correctly combined if configured as a business condition on workflow transition.

This solution is also available as a hotfix that is applicable to step-10.0-mp3, mp4, and mp5.

■ **ISSUE-577019 - Updated CKEditor Library**

Upgraded a dependency to third-party library CKEditor to the latest 4.20.0_full version in order to address an XSS vulnerability.

■ **ISSUE-577230 - Fix for inability to clear filters in the Background Process List**

Fixed NullPointerException (NPE) occurring on the Background Process List screen in Web UI when any of the background processes did not have a start date.



PERFORMANCE ENHANCEMENTS

■ **ISSUE-540109 - Fix for Match and Merge API performance issue**

The previous implementation processed entities one-by-one and created cache for them, which was time consuming. The current solution is processing them all at once. There is also a hotfix for this solution applicable to step-10.2-mp3.

■ **ISSUE-555302 - Fix for search with NULL (!) not working**

Improved performance for exclamation searches in STEP. There is also a hotfix for this solution that is applicable to step-10.0-mp3, mp4, and mp5.

Note: Customers may want to search the Support Portal for their Issue Numbers (if shown). To do so, while in the Support Portal, navigate to Issues (in the header bar) and then select 'Search for Issues.' Click on the 'Advanced' option on the filtering bar, and then type in 'issue=' and the Issue number from the

Maintenance Patch Notes. Press Enter or click the magnifying glass icon to run the query. **Users will only be able to view Support Portal issues for Issue Numbers that they have privileges to access. If the issue is not applicable to the user searching, then a 'No issues were found to match your search' message will be displayed.**

11.1-MP1 Maintenance Patch Notes

December 2022



NEW FEATURES

■ Proof View in Web UI expanded to include classifications and entities

In the Web UI, Proof View is now enabled for classifications and entities. This expands the capabilities of customers who use non-product objects to model their data in STEP.

With this change, some of the parameters in the configuration properties are renamed to reflect the additional object types available: Product Proof Publication is now Publication; Product Proof Publication Version is now Publication Version.

For configuration information, refer to the Print Proof View section in the area Print Publisher of the Publisher (Adobe InDesign Integration) documentation.

■ Keep ended BGP processes

In Integration Endpoints, 'Maximum number of old processes' and 'Maximum age of old processes' parameters have been renamed to 'Maximum number of failed processes' and 'Maximum age of failed processes' respectively.

Also, two new parameters 'Maximum number of succeeded processes' and 'Maximum age of succeeded processes' are introduced.

- **Maximum Number of Failed Processes** - specifies the number of failed background processes that will be retained. When the number of failed background processes exceeds the number set here, the system will purge the excess at regular intervals, starting with the oldest, until the number of failed background processes matches the number set here. The failed background processes will display one of the following statuses - 'Aborted', 'Failed', and 'CompletedWithError'. The default value is 100.
- **Maximum Age of Failed Processes** - specifies the maximum allowed age for failed background processes. The failed background processes older than the age specified will be purged at regular intervals. The failed background processes will display one of the following statuses - 'Aborted', 'Failed', and 'CompletedWithError'. The default value is 1 week.
- **Maximum Number of Succeeded Processes** - specifies the number of successfully completed background processes that will be retained. When the number of successfully completed background processes exceeds the number set here, the system will purge the excess at regular intervals, starting with the oldest, until the number of successfully completed background processes matches the number set here. The default value is 100.
- **Maximum Age of Succeeded Processes** - specifies the maximum allowed age for successfully

completed background processes. Successfully completed background processes older than the age specified will be purged at regular intervals. The default value is 1 week.

For more information, refer to the Inbound Integration Endpoints topic in the Data Exchange documentation and Outbound Integration Endpoints topic in Data Exchange documentation.

■ **The Add Dialog in data container sorts the attributes as configured in the Headers parameter**

In the Multi Edit Table View of the Globally Configured Multi Edit Data Container component, the Add Data Container dialog will show the valid attributes as per the order of the configured headers in the Headers parameter of the Multi Edit Table View in Global Data Container Representations. However, the ID will always be shown and that to as the first field irrespective of its configured order in the Headers parameter. Furthermore, the key / mandatory attribute(s) should be appropriately configured if a user wants to add a data container instance. If a key / mandatory attribute(s) is not configured in the Headers parameter, then the '+ Add' toolbar action button is disabled.

For more information, refer to the Data Containers in Web UI topic in the Web User Interfaces documentation

■ **New healthchecks identify data inconsistencies for Cassandra**

The Admin Portal Healthchecks functionality now includes the following new healthchecks that run on schedule for Cassandra systems to identify data inconsistencies related to Value Links:

- The data error healthcheck 'Value Link with no Value Model' reports inconsistent data which results in a failure to load an LOV or older soft values, such as those used for system attributes. Applying the available fix recreates the missing value model objects when possible and runs for all problems that can be repaired, regardless of selection in the Detected Problems section.
- The data error healthcheck 'Value Links with no Owner' reports inconsistent data in LOV or older soft values, such as those used for system attributes. Applying the available fix deletes value links that have a non-existing node and runs for all problems that can be repaired, regardless of selection in the Detected Problems section.

These two new healthchecks do not appear in the Performance Analysis Tools but are available in the Admin Portal (accessible from the STEP System Administration link on the Start page). For more information, refer to the Healthcheck Test Index topic in the Administration Portal documentation.

■ **Updated Loqate Local engine**

The Loqate Local engine used by STEP has been updated to the latest available version. For more information, refer to the Loqate Release Information page at <https://support.loqate.com/release-information/>. To find the current version of the Loqate engine within STEP, refer to the Loqate Local License Key & Data Package Update topic in the Data Integration documentation.



BUGFIXES

■ **ISSUE-486425 - Fix for Flex Attribute does not acknowledge LOV sorting**

Changed GraphQL and GraphQLv2 LOV behavior so that it takes into consideration 'Use ids for sorting' when no explicit sorting is specified.

■ **ISSUE-498909 - SaaS fix for different behavior on Event Queue**

Previously, events for the outbound queues were not generated in all cases during import of terms. This has been fixed.

■ **ISSUE-530412 - Fix for navigate on suggestion click on Web UI Homepage Search Widget**

Now, on Web UI Homepage Search Widget component, the Search Widget search history is updated when user navigates via suggestion.

■ **ISSUE-540556 - Fix for description of Web UI Breadcrumb functionality not working for assets**

On the Breadcrumb component in Web UI Design Mode, the information text for the Root Object Type parameter has been updated to clarify the functionality.

■ **ISSUE-541469 - Fix for error in Web UI Advanced Search screen**

Information about the current Web UI Advanced Search is now stored in local storage so the search can be rebuilt when using the browser's back button.

■ **ISSUE-550936 - Fix for 'Mark Different' in Web UI not displaying the mark when the different value is the inherited value**

Now, Mark Different / Hide Equal actions will work correctly when hiding / marking content with an inheritance icon on the Compare Records screen in Web UI.

■ **ISSUE-554260 - Fix for Java error showing when doing data profile updates**

If a data profile contained a number attribute with a unit, then the application log file may have contained severe messages about a NumberFormatException. These messages will no longer be written to the logs. This solution is also available via hotfix for step-10.1-mp3 through mp6.

■ **ISSUE-561466 - Fix for inability to view a background job for impersonated user in Web UI**

Fixed a problem occurring when users, impersonating a supplier user who does not have privileges to view BGPs of other users, were not able to access their own BGPs on a Background Process Details screen in Web UI with In-Memory enabled. There is also a hotfix available for this solution that is applicable to step-10.3-mp4.

■ **ISSUE-561744 - Fix for MQ SSL connection on OIEP not working**

Previously, it was possible to select a key / trust store from a list of stores, but the password was provided in a property. This meant that all key / trust stores had to have the same password. Now, a parameter has been created for each of the two (2) stores where the password may be provided. If these parameters are left empty, then the password property is used as before.

■ **ISSUE-564275 - Fix for idle Matching Event Processor**

Improved parallel tasks constraints resolving and parallel tasks processing to avoid Event Processor locking. There is a hotfix available to apply this fix to step-11.0-mp4.

■ **ISSUE-566189 - Fix for an issue with uploading password protected asset**

Fixed the issue with uploading password protected asset using Asset Push. A hotfix is available for step-10.0-mp3 through step-10.0-mp5.

■ **ISSUE-566839 - Fix for memory leak occurring when handling a lot of large revised values and causing app server to crash**

A bug that caused large values to be read when not needed is now fixed. The issue could cause both performance problems in speed and memory usage. A hotfix is available for inmemory-7.0.62 and 7.0.66.

■ **ISSUE-567409 - Fix for 'Send diagnostics' not supporting multiple app servers on SaaS**

It is now possible to upload diagnostics from a STEP cluster to Stibo Systems, even when there is no SSH access between the nodes in the cluster. This solution is also available as a hotfix that is applicable to step-10.3-mp4 and mp5, step-11.0, step-11.0-mp1 through -mp4.

■ **ISSUE-568549 - Fix for special characters limiting to show LOVs values in Web UI in SaaS**

The LOV values in the workbench stored as 'Capri Sun > 25%' and 'Capri Sun < 25%' are displayed in Web UI as 'Capri Sun <gt/>25%' and 'Capri Sun <lt/>25%'. The solution has been implemented to display '<gt/>' and '<lt/>' as '<' and '>' for LOV values in Web UI.

■ **ISSUE-569105 - Fix for bulk update executed with wrong search result**

Users are no longer able to perform bulk updates from search result on items that the user does not have privileges to view.

■ **ISSUE-569798 - Fix for BGP created timestamp later than first timestamp in the execution report**

Previously, a BGP creation date could be reset when the BGP started executing. A hotfix is available for step-10.0-mp3 through step-10.0-mp5.

■ **ISSUE-570082 - Fix for log starting number of 'null' for Revisability Settings to generate a new revision**

Previously, editing the Users & Groups 'Threshold (hours) for changes by same user to generate a new revision' parameter within the Revisability Settings flipper, a change was logged before any changes were made. This has been fixed.

■ **ISSUE-570562 - Fix for reference and link privileges not reflecting in Smartsheets**

Now, references / links cells in exported Excel Smartsheets will be mark as read only if the user who exported a Smartsheet does not have privileges to edit these references / link types. There is a hotfix also available for this solution and it is applicable to step-10.1-mp4 through mp6.

■ **ISSUE-571639 - Fix for translation process naming with individual meaningful names missing in 10.3-MP4**

Introduced the ability to automatically name a translation BGP according to the selected item for translation. If a translation is started from configuration, by default, a name for BGP is set as the chosen translation configuration. To enable this functionality, contact Stibo Systems Support.

■ **ISSUE-571905 - Fix for change flags in translation view not working after upgrade to 10.3-MP4**

Previously, on a language dependent product, if only the name was changed and some attributes were excluded from translation, the translation status was not updated correctly. This has been fixed.

■ **ISSUE-572280 - Fix for Web UI URL taking longer time than usual to load**

When loading the Web UI, the Noto Serif font is no longer retrieved from Google APIs. The font is now available on the STEP server. This hotfix is available for step-11.0-mp4.

■ **ISSUE-572489 - Fix for linking products into a Publ.Structure via 'Product to Classification Link Type' shows up twice for SaaS**

Previously, while performing schema change operations on the link type (e.g., changing it to externally maintained), the workbench view of classification-to-product-links could display twice in the navigator tree and the sub-products tab of classifications. This has been fixed. This has been fixed and a hotfix is available for step-10.3-mp4 and step-10.3-mp5.

■ **ISSUE-573240 - Fix for a performance issue in the Web UI Children Of Types screen**

For a performance improvement, a new default limit for the Children Of Types screen in Web UI is now set to 5,000 items. This limitation aligns this screen with the limitations of other Node List screens. To increase the limit, contact Stibo Systems Support.

■ **ISSUE-574226 - Fix for BMEcat export: adding a classification as Catalog Group leads to more products being exported than selected**

This fix restricts export to only the selected products in a BMEcat export when a classification is added as Catalog Group.

■ **ISSUE-574397 - Fix for Web UI XML not formatting for screens**

When adding new screens or editing existing screens, XML tags were not formatting automatically. The exported Web UI XML view showed one line for whole XML script. Now, XML indent will be enabled again in the Web UI configuration if a corresponding config property is set. Contact Stibo Systems Support in order to enable this property. A hotfix for step-10.3-mp4 and mp5 is available for this solution.

■ **ISSUE-574997 - Fix for filter criteria not working in Multi Reference Table Web UI**

Previously, when applying filters on the Web UI Multi Reference Screen, if the first filter was applied to Reference Metadata header, and a second filter was applied to Table Header Value, an empty filtering dialog with no options was shown for the second filter. This has been fixed.

■ **ISSUE-575293 - Fix for KAFKA Receiver import performance issue**

The importing of terms adds an audit log entry with how many terms were changed to the terms list. If this is done at a high rate, the audit log fills up and is automatically pruned. If such imports occur concurrently, two imports may try to prune the same audit log at the same time, which could lead to deadlock and fail the import. This has been fixed by letting the deadlock be detected and handled without failing the import (and this is also true for other BGPs that make audit log entries). A hotfix is available for step-11.0-mp4.

■ **ISSUE-575295 - Fix for KAFKA Receiver import failure**

Some Background Processes (BGPs) add audit log entries. If the audit logs become big, they are automatically pruned. If two processes (or sub-processes) start the pruning at the same time, deadlock errors can occur. This can cause the process to fail, which could lead to incomplete processing. This has been fixed so that the probability of a deadlock is far less. If a deadlock happens, it only logs and continues the process since the pruning of old audit logs is not relevant for the process. A hotfix is available for this solution that is applicable to step-11.0-mp4.

■ **ISSUE-575831 - Fix for packaging product rejected by business rule**

The 'Import Change Info' JavaScript bind now supports changed data container values during import. A hotfix is applicable for step-10.3-mp4 and step-10.3-mp5.

■ **ISSUE-576108 - Fix for custom graphics in Extension API not working with STEP 11.0-MP4**

Now, custom icons configured as a part of custom Extension API component will load even if they cannot be cached. A hotfix is available for step-11.0-mp4.

■ **ISSUE-576449 - Fix for change package creation that included a special attribute that it should not**

Fixed a problem occurring when invisible copies of attributes (with 0 bits prefix) were included into change packages which caused problems with change package installation. There is an associated hotfix for step-11.0-mp4.

■ **ISSUE-576648 - Fix for healthcheck 'Revised node missing a front revision' including false positives**

On In-Memory systems, previously the 'Revised node missing a front revision' healthcheck could return false errors. This has been fixed.

■ **ISSUE-576986 - Fix for NullPointerException (NPE) when opening commercial list with In-Memory**

Fixed an NPE when user was opening Trade Term (Price List) content in workbench with In-Memory enabled, if a term contained a product which has already been deleted and purged from system. This has been fixed. A hotfix is available for inmemory-7.0.59.

■ **ISSUE-577037 - Fix for vendor's impersonating list is not in order**

Previously, when the user clicked on User Settings in Global Navigation Panel, vendors under suppliers were not in alphabetical order, which was inconvenient for the user. Now, the list is sorted after loading.

■ **ISSUE-577047 - SaaS fix for Clerical Review auto-submit not handling 3+ potential duplicates**

Now, on a Web UI Deduplication List screen with the Auto-Submit option enabled (via Design Mode), deduplication items are not submitted automatically if there is at least one potential duplicate left on the screen.

■ **ISSUE-577230 - Fix for inability to clear filters in the Web UI Background Process List**

Fixed NullPointerException (NPE) occurring on the Background Process List screen in Web UI when any of the background processes did not have a start date. A hotfix is applicable to step-11.0-mp4.

■ **ISSUE-577321 - Fix for internal application errors when linking stock numbers to a subrange**

Fixed NullPointerException in workbench related to a specific custom-component dialog initialization.

■ **ISSUE-577359 - Fix for optimistic locks showing in Web UI**

Now, optimistic lock exceptions are not shown on Web UI screens when alert notifications are about to be deleted in multiple threads. A hotfix is available for step-10.0-mp1 through step-10.0-mp5, and for step-10.2-mp3.

■ **ISSUE-577591 - Fix for search criteria for 'null' searches not working after upgrading to 10.3-MP4**

An error was occurring in Web UI when having collection criteria search assets with a 'null' extension. This was due to a problem in value filtering that is now fixed. A hotfix for inmemory-7.0.62 is available for this solution.

■ **ISSUE-577611 - Fix for issue with Match and Merge and potential duplicates not merging**

Now, attributes that are used for live Unique Keys will be ignored by Value Default survivorship rule plugins during Matching.

■ **ISSUE-577905 - New healthcheck to find and fix problems with missing BLOBs**

The new Cassandra-only healthcheck 'Values missing content' now identifies and addresses inconsistent data with BLOBs.

■ **ISSUE-578249 - Fix for InDesign STEP Tasks menu not showing tasks**

When trying to fetch tasks from the InDesign client, an exception could occur. This has been fixed.

■ **ISSUE-578696 - Fix for misaligned upload button text on Homepage widgets**

Now, the text for the Web UI Homepage upload widgets is aligned by the center of the button. This is true for both English and French locales.

■ **ISSUE-579047 - Fix for OIEP not progressing for a long period**

The fix is to ensure Oracle uses the correct indexes when deleting events.

■ **ISSUE-579097 - Fix for Web UI GraphQL error when navigating to an object on SaaS**

Missing fields have been added to the GraphQL schema.

■ **ISSUE-579200 - Fix for System Admin issues**

Upon deserialization, XML files with profiling data will be sanitized (i.e., characters that are illegal in XML will be replaced with question marks). A hotfix applicable to step-11.0-MP2, MP3, and MP4 is also available for this solution.

■ **ISSUE-579498 - Fix for system unusable due to slowness**

Fix for retrieving user groups and for getting impersonable users (via 'Impersonate User' action). This improves performance, for example, for the Web UI 'Primary Navigation' component. A hotfix is available for step-10.3-mp4 and step-10.3-mp5.

■ **ISSUE-579694 - Fix for Product State Proof button default title and new configuration option**

If the Product State Proof component in the Web UI was configured so that 'Automatic Fetch' was disabled, the component incorrectly displayed the JPEG button with the text 'null.' A new Web UI configuration option 'Fetch Button Text' with the default value 'Get Proof' has been added to the component. This button text can be changed via Web UI design mode.

■ **ISSUE-580001 - Fix for password reset link expired**

After submitting the password recovery form on 'Forgot STEP password' page, clicking the email link displays 'The link has expired.' This has been resolved with a fix for caching of the signing key. A hotfix is available for step-10.3-mp4 and step-10.3-mp5.

■ **ISSUE-580371 - Fix for suppression of selection bar in the Web UI Proof View component**

In Web UI, on the Proof View component, when the 'Automatic Fetch' checkbox was not checked, the Proof View toolbar could be incorrectly hidden. This has been fixed.

■ **ISSUE-580566 - Fix for class path error in ad hoc queries on SaaS**

Added class cache to PQLScriptExtrasClassLoader to improve STEP System Administration (admin portal) loading.

■ **ISSUE-580708 - Removed 'Misconfigured' JavaScript bind**

The 'Misconfigured' bind has been removed from workbench bind editor for JavaScript business rules.

■ **ISSUE-580839 - Fix for a performance issue on production system**

Fixed performance issue when loading Table Header Value Group on Web UI Node List. A hotfix is available for step-10.0-mp3 through step-10.0-mp5.

■ **ISSUE-580853 - Fix for Web UI URL taking longer time than usual to load after upgrade to 11.0**

When loading the Web UI, the Noto Serif font is no longer retrieved from Google APIs. The font is now available on the STEP server. A hotfix is available for step-11.0-mp4.

■ **ISSUE-580945 - Fix for invalid error on product's data container after upgrade to 11.0-MP4**

Fix for hidden copies of attributes used by In-Memory. Previously, these were configured as Data Container Type key definitions and prevented users from adding a data container of this type.

■ **ISSUE-582094 - Fix for inbound not updating multi value List of Values attribute**

When using STEP Match and Merge web service, fixed a problem when importing multi value attributes with LOV IDs but without values. Previously, the respective attribute value was deleted instead of being updated. A hotfix is available for step-11.0-mp4.

■ **ISSUE-582288 - Fix for Completeness Bars for Business Function and standard value**

A completeness score is now shown correctly in Web UI when metric details cannot be retrieved. A hotfix is available for step-11.1.

■ **ISSUE-582506 - Fix for email delivery in report generation is not working as expected**

Previously, an empty email body in workbench reports caused the whole process to fail even though the email body is not mandatory. This has been fixed and a hotfix is available for step-11.0-mp4.

■ **Fix for TecDoc importer misinterpretation of table data on SaaS**

In TecDoc, sequence numbers were not being correctly interpreted. This has been fixed.

■ **Fix for PIES files with file names greater than 40 characters refuses to import**

Fixed problem with Importing PIES files with file names greater than 40 characters that refused to import.

■ **New healthcheck to find and fix problems with missing BLOBs**

The new Cassandra-only healthcheck 'Values missing content' now identifies and addresses inconsistent data with BLOBs.

■ **Fix for Null Pointer Exception (NPE) when opening commercial list with In-Memory**

Fixed an NPE when user was opening Trade Term (Price List) content in workbench with In-Memory enabled, if a term contained a product which has already been deleted and purged from system. This has been fixed. A hotfix is available for inmemory-7.0.59.

■ **Fix for TecDoc reference data import seems not to consider correct LOV Filter settings**

Fixed a problem with TecDoc Reference Data import not using correct LOV Filter settings. A hotfix is available for automotive-7.0.45 and automotive-7.0.48.

■ **Fix for Web UI Hierarchy Representation component**

Fixed a Null Pointer Exception (NPE) in the Hierarchy Representation component on the Web UI main screen when user was choosing an object type for representation. This hotfix is available for companydata-visualization-7.0.17 and companydata-visualization-7.0.18.

■ **Fix for AutoCare Web UI is populating [ACES Application to Qualifier] attributes correctly**

The AC_QdbText attribute is only used when user overrides a qualifier. However, when exporting a qualifier `<text/>` node that is not overridden, it is populated based on the qualifier's template. For example, if a user adds the same qualifier three times and overrides the first two, the export could be:

```
{code:xml}
<Qual id="945">
  <param value="12"/>
  <param value="45"/>
  <text>test123</text>
</Qual>
<Qual id="945">
  <param value="56"/>
  <param value="78"/>
  <text>test456</text>
</Qual>
<Qual id="945">
  <param value="90"/>
  <param value="10"/>
  <text>90 Starter # 10</text>
</Qual>
{code}
```

The third occurrence of the qualifier is not overridden, and therefore `<text/>` contains the associated template resolved using provided parameters. A hotfix is available for automotive-7.0.45.



DOCUMENTATION UPDATES

■ **Clarification of Event Mode parameter in EP and OIEP documentation**

For event processors (EPs) and outbound integration endpoints (OIEPs), recommendations about when to use the Detailed and Efficient settings for the Event Mode parameter have been updated. For information on EPs, refer to the EP - Event Processor Tab topic in the System Setup documentation. For information on OIEPs, refer to the OIEP - Event-Based - Manual Configuration topic in the Data Exchange documentation.



PATCH

The 11.1-MP1 baseline patch can be installed with the following recipes:

```
spot --apply=to:step/platform/step-11.1-mp1.spr
```

— OR —

```
spot --upgrade=step:11.1*
```


** Before installing the recipe provided by the SPOT --upgrade functionality, review the baseline and component versions that the system will be upgraded to before applying. Verify that the baseline and/or components are the correct versions to be applied (i.e., the versions you did testing on—and not a higher, untested version).*

Refer to the SPOT Program documentation for more information, including how to use the SPOT --upgrade command to also find compatible components that can be added at the same time as the baseline patch. SPOT Program information for on-premise systems can be found in the System Administration Guide within the Downloadable Documentation. For assistance, contact Stibo Systems Technical Services.

Note: Customers may want to search the Support Portal for their Maintenance Patch Issue Numbers. To do so, while in the Support Portal, navigate to Issues (in the header bar) and then select 'Search for Issues.' Click on the 'Advanced' option on the filtering bar, and then type in 'issue=' and the Issue number from the Maintenance Patch Notes. Press Enter or click the magnifying glass icon to run the query. **Users will only be able to view Support Portal issues for Maintenance Patch Issue Numbers that they have privileges to access. If the issue is not applicable to the user searching, then a 'No issues were found to match your search' message will be displayed.**

Product MDM for Automotive 11.1 - 7.0.51 Patch Notes

Release Date: Dec 8, 2022



NEW FEATURES

■ New Confusing Counterman solution

A new solution has been introduced with this release to identify the confusing application records and to rectify the ambiguity in the application records.

Often times multiple identical parts may appear to fit the vehicle during a search. The fitment information (stored as application records in the system) must be of utmost clarity as the part would be designed to fit a vehicle only in specific conditions. Before selling a product, the counterman must ensure that the intended part fits the vehicle and meets the customer's requirements.

To address the confusing application records (linkages), a new component called 'Confusing Counterman' will be available in the Application Manager Screen. This component, when configured, can generate a report identifying application records that are of the following nature:

- Identical application records from multiple parts referenced to the same vehicle.
- Application records belonging to the same part are referenced to the same vehicle but have unclear conditions / options defined in it.

A detailed report of such application records can be generated by clicking the 'Create Report' button and then selecting the 'Confusing counterman applications' option.

The screenshot shows the STIBO SYSTEMS interface with a search filter configuration. The filter is set to 'Acura TLX' for Make/Model, 'VCdb Year' for VCdb Year, 'Sub Model' and 'Region' for Sub Model and Region, and 'Check Engine Light Sensor' for Part Type. The filter is connected by an 'AND' operator. Below the filter configuration, there are buttons for 'Examples for Conditions', 'Existing Applications Only', 'All Brands', 'Clear Search', 'Create Report', and 'Search'. A red arrow points from the 'Create Report' button to a dialog box titled 'Select the contents of the report'. The dialog box contains the text 'The report will be created in the background, this can take a while.' and three radio button options: 'Application errors', 'All applications', and 'Confusing counterman applications'. The 'Confusing counterman applications' option is selected. There are 'Cancel' and 'Create' buttons at the bottom of the dialog box.

BUGFIXES

Auto Care

- Updated PIES Importer to be able to handle files with file names greater than 40 characters

PIES Importer has been updated to be able to handle PIES files with file names greater than 40 characters

- Corrected an issue related to the export of qualifiers in the ACES file

Previously, the AutoCare ACES Application Exporter was not rightly exporting the qualifier texts when the qualifiers had parameters in them. The cause for this issue was that the metadata attributes 'Qdb Parameter Text Form' and 'Text' were not correctly populated in the system when the qualifiers were added / edited in the Application Manager Screen. This issue is now resolved.

Hotfix recipe compatible with STEP 10.3 MP4+ Automotive-7.0.45: [to:hotfix/580/issue-580743-HOTFIX-6167.spr](#).

Hotfix recipe compatible with STEP 10.3 MP4+ Automotive-7.0.45: [to:hotfix/580/issue-580812-HOTFIX-6170.spr](#).

TecDoc

- **Fixed problem in TecDoc Importer where sequence numbers were not correctly being interpreted**

Previously, the TecDoc Supplier Data Importer had issues interpreting sequence numbers that caused an error in populating multivalued attributes in the application records. This issue is now resolved.

Hotfix recipe compatible with STEP 11.0 MP3 + Automotive-7.0.48 and STEP 10.3 MP4+ Automotive-7.0.45: `to:hotfix/575/issue-575047-HOTFIX-6097.spr`.

Hotfix recipe compatible with STEP 11.0 MP3 + Automotive-7.0.48 and STEP 10.3 MP4+ Automotive-7.0.45: `to:hotfix/581/issue-581191-HOTFIX-6178.spr`.

- **Fixed the Internal Application Error generated while running the TecDoc Model Easy Setup action**

Previously, running the Automotive - TecDoc Model Easy Setup generated an Internal Application Error. The issue was caused because of a missing dependent library. This issue is now resolved.

Hotfix recipe compatible with STEP 10.3 MP4+ Automotive-7.0.45: `to:hotfix/574/issue-574428-HOTFIX-6086.spr`.

- **Fixed an issue with the TecDoc Reference Data Importer that had issues using the correct LOV Filter settings**

Previously, the Conversion state of the TecDoc Reference Data Importer had issues setting up the suitable Hierarchy Filtering settings for some attributes. The Hierarchy Filtering settings were set to 'None' instead of being set to 'Product and Classification Hierarchy.' This issue is now resolved.

Hotfix recipe compatible with STEP 11.0 MP3+ Automotive-7.0.48 and STEP 10.3 MP4+ Automotive-7.0.45: `to:hotfix/579/issue-579465-HOTFIX-6153.spr`.

Hotfix recipe compatible with STEP 11.0 MP3+ Automotive-7.0.48 and STEP 10.3 MP4+ Automotive-7.0.45: `to:hotfix/580/issue-580924-HOTFIX-6174.spr`.



PATCH RECIPE

The Automotive add-on can be installed with the following recipe:

`to:automotive/7.0/automotive-7.0.51.spr`

The above recipe is compatible with the following STEP 11.1 MP1 baseline recipe:

`to:step/platform/step-11.1-mp1.spr`

Important: Once an Automotive add-on is installed to a base STEP system, the base system cannot be upgraded without upgrading the Automotive add-on at the same time. Additionally, when upgrading any

base STEP system that has any Automotive add-on installed, both install recipes must be prepared at the same time.

For assistance in applying the patch to systems with extensions or additional add-on components, contact Stibo Systems Technical Services. For on-premise systems, instructions for installing components can be found in the SPOT Program topic in the System Administration Guide found in Downloadable Documentation. For SaaS systems, contact your Stibo Systems account manager.

11.1-MP2 Maintenance Patch Notes

February 2023

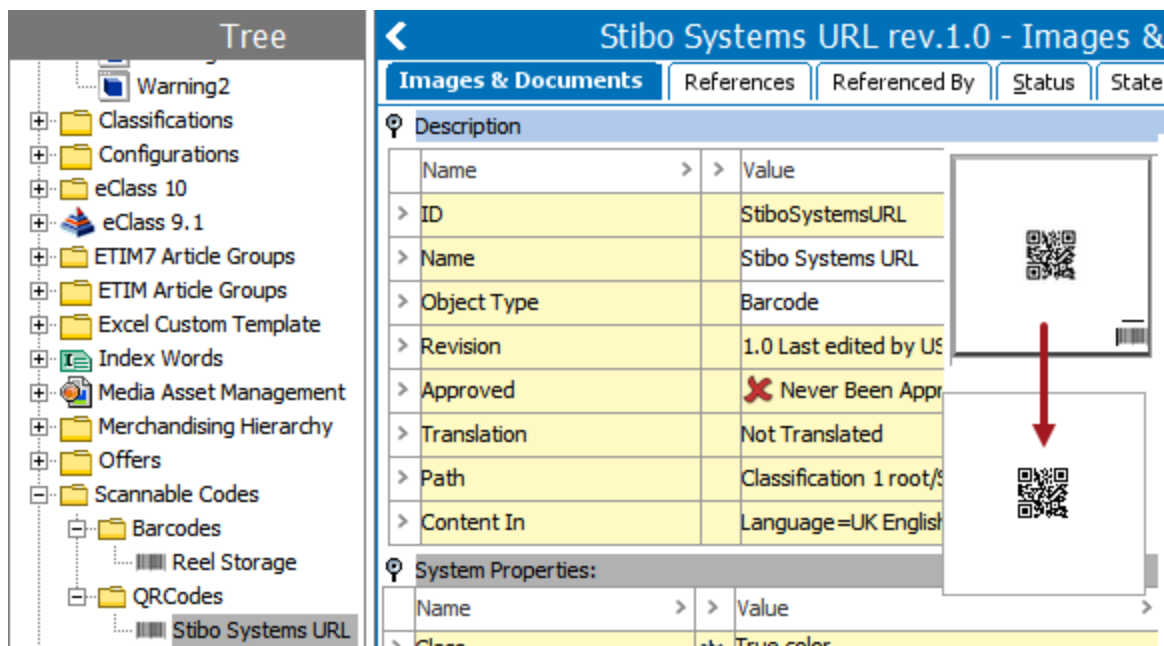


NEW FEATURES

■ New JavaScript Barcode Generator

The new 'Barcode generator' JavaScript bind, which is visible when the 'barcode' component is applied, uses an open-source barcode library to generate an image completely within STEP (for security, no external services are used). The bind can generate one-dimensional EAN, ITF, or UPC barcodes, as well as two-dimensional QR codes.

The generated barcode image is saved as the specified asset object type (for example, using an object type of 'barcode').

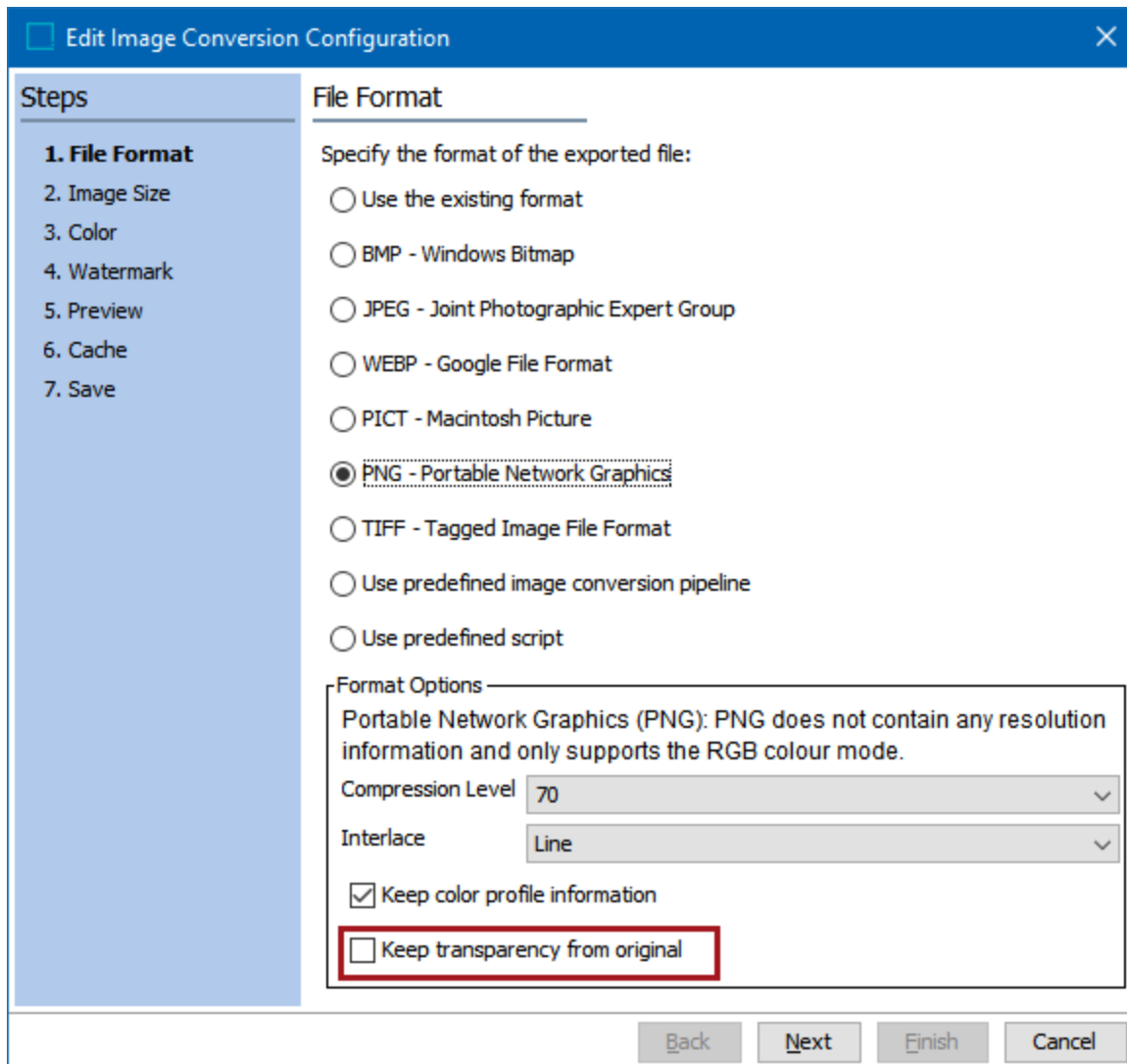


To make the barcode available for use with a product, additional setup is required to create a reference from the barcode asset to the applicable product. The additional setup can be implemented via JavaScript or using standard functionality available in STEP. For more information, refer to the Barcode Generator Bind topic within the Resource Materials online help.

■ New asset push and publish support for image transparency

When pushing images to external storage, the transparent background for .WEBP and .PNG images can now be retained during image conversion. Image conversion allows pushing multiple versions of an image, including various sizes and formats. The File Format step of the Image Conversion

Configuration wizard includes the new 'Keep transparency from original' checkbox. By default, the option is not checked and the image is pushed with a white background. For existing image conversion configurations, manually update the setting as necessary.



Edit Image Conversion Configuration

Steps

1. **File Format**
2. Image Size
3. Color
4. Watermark
5. Preview
6. Cache
7. Save

File Format

Specify the format of the exported file:

- Use the existing format
- BMP - Windows Bitmap
- JPEG - Joint Photographic Expert Group
- WEBP - Google File Format
- PICT - Macintosh Picture
- PNG - Portable Network Graphics**
- TIFF - Tagged Image File Format
- Use predefined image conversion pipeline
- Use predefined script

Format Options

Portable Network Graphics (PNG): PNG does not contain any resolution information and only supports the RGB colour mode.

Compression Level: 70

Interlace: Line

- Keep color profile information
- Keep transparency from original**

Back Next Finish Cancel

For more information, refer to the Image Formats topic in the Digital Assets documentation.



BUSINESS RULE ANNOUNCEMENT

■ Impact to Certain JavaScript Business Rules

Starting in 10.3, JavaScript business rule performance improvements sometimes allowed JavaScripts with missing binds to run without generating an error. In 11.1-MP2 (and also in previous versions through 10.3-MP2 when patched in February 2023 or later), JavaScript business rules are prevented

from sharing binds. After upgrading or applying one of these patches, a JavaScript business rule with a missing bind fails with an error.

Affected JavaScript business rules include:

- Four business rules in Accelerator for Retail – these will be corrected automatically upon upgrade to 10.3, 11.0, or 11.1.
- JavaScript business rules with missing binds that were created or edited between September 2, 2021, through February 2, 2023, on systems running 10.3 through 11.1-MP1 – these must be identified and corrected manually, as defined below.

To identify business rules that need correction prior to applying an upgrade or maintenance patch:

1. Modify a `shareconfig.properties` setting to disable the ability to omit binds without error in a non-production system:
 - For Stibo Systems SaaS customers, create a ticket in the Support Portal to request setting the `Script.Engine.Pool.Size= 0`.
 - For on premise customers, add the case-sensitive `sharedconfig.properties` entry `Script.Engine.Pool.Size= 0` and restart the non-production app server to apply the property change.
2. Determine which JavaScript business rules were created or edited during the time period mentioned above.
3. Run the Test Business Rule option for JavaScript business rules with testable binds.
4. Test binds used in workflows and integration endpoints by running them in a non-production system on test data.
5. Resolve any errors by adding the missing binds identified in your non-production systems and apply those changes to your production system.
6. Restore the default property setting:
 - For Stibo Systems SaaS customers, create a ticket in the Support Portal to restore the default setting on the `Script.Engine.Pool.Size` property.
 - For on-premise customers, remove the `Script.Engine.Pool.Size= 0` setting and restart the non-production app server.
7. Optional: If you have an affected system but are not ready for an upgrade yet, you may apply a hotfix (to:hotfix/602/issue-602261-HOTFIX-6356.spr) to your system. Applying this hotfix will prevent business rule executions with missing binds.



BUGFIXES

■ **ISSUE-473507 - Fix for translation management error-free files going to error subfolder upon import**

Fixed an issue occurring where import files with translations were moved to the error folder even if there were no errors during translation using those files. A step-10.3-mp4 hotfix is also available for this solution.

■ **ISSUE-478938 - Fix for Asset Reference Meta Data attributes changes not updating the Approve check mark**

Previously, if an object contained a link that was unapproved in a parent context, the object displayed as unapproved even if the link was approved in the current context. This has been fixed.

■ **ISSUE-486425 - Fix for Flex Attribute does not acknowledge LOV sorting**

Changed GraphQL and GraphQLv2 LOV behavior so that it takes into consideration 'Use ids for sorting' when no explicit sorting is specified.

■ **ISSUE-493134 - Fix for ID sequence is not provided in proper descending order in Web UI table**

In the Web UI, sorting on ID columns in a table did not take consideration numeric values, which resulted in the following ascending order:

ID-10
ID-6

The sorting now evaluates the numeric value for the sorting order, changing the prior result for sorting ascending to:

ID-6
ID-10

■ **ISSUE-493971 - Fix for inline reference not working as expected**

Now, it is possible to view the Thai characters in inline references in the workbench Product Editor.

■ **ISSUE-497516 - Fix for attribute value not shown in Unmerge Screen in SaaS**

Increased the max LOV values queried and displayed for the Unmerge Screen.

■ **ISSUE-497931 - Fix for Workflow Variable not displayed in Sub Screens**

Previously, components related to a workflow were not displayed on a Web UI Sub Screen Tab Page with Lazy Loading enabled, even though a page URL had a workflow selection parameter. This has been fixed.

■ **ISSUE-512490 - Fix for Publication outside publication root**

An `IllegalArgument`Exception could be thrown when working with publication data in the workbench. This has been fixed. A hotfix is available for step-11.0-mp2 through step-11.0-mp5.

■ **ISSUE-522495 - Fix in Web UI for LOV IDs being shown after the value despite configured to show before**

'Reverse LOV Value ID Presentation' was not working after adding a business condition. It should work in the same way with or without the condition. A solution has been implemented to fix this issue.

■ **ISSUE-532267 - Fix for bug when viewing older Revisions in OIEP**

Viewing an old revision of an outbound integration endpoint in the workbench could incorrectly overwrite the current configuration if the user selected the 'Configurations' tab. This has been fixed.

■ **ISSUE-535394 - Fix for transformation in BMEcat export has no effect**

Added the 'Allow Empty Values' parameter in the BMEcat format dialog to export empty values and transform them into specific values.

■ **ISSUE-541664 - Fix for Advanced Search: sorting search results provide list not sorted**

Previously, sorting did not work on the Advanced Search screen if the 'Business Function to Node' header was configured. A solution has been implemented to support sorting in this scenario.

■ **ISSUE-543647 - Fix for localization of inline references**

Now, inline references in the Web UI have localized decimal separator according to the current Web UI context.

■ **ISSUE-544590 - Fix for Open JDK Java version for SaaS**

Workbench Launcher has been updated to use 11.0.17 OpenJDK (Open Java Development Kit) Java version to address the security vulnerabilities in previous versions.

■ **ISSUE-546821 - Fix for binding Business Function in rule used for Business Rule Based Message Processor causes the BGPs to fail**

Business Function binds and others now work in the inbound and outbound Business Action processors.

■ **ISSUE-547275 - Fix for translation export not working**

Fix for a `NullPointerException` (NPE) during the Translation Export via a custom translation component. A hotfix is available for step-10.3-mp4 and step-10.3-mp5.

■ **ISSUE-552347 - Fix for System Administration - REST API version 1 - Swagger UI cannot be started**

Previously, all third-party libraries with older jQuery references were upgraded to newer versions for security reasons. Unfortunately, that introduced an error in the Swagger UI wrapper web page that is used for the legacy REST API documentation. Now, the index.html is bundled with the specific Enunciate version that generates the documentation data, so it is replaced with a fixed version during the build process of STEP.

■ **ISSUE-553342 - Fix for findings from penetration tests**

Introspection for GraphQL, GraphQLv2, and Sufficiency GraphQL can now be disabled. Additionally, GraphiQL resource access can be blocked for the same components. Contact Stibo Systems Support for assistance in disabling introspection and resource access.

■ **ISSUE-557170 - Fix for Empty Recycle Bin not working when In-Memory is active**

When there are many nodes marked for deletion, counting objects in the Recycle Bin can take a very long time. To begin the deleting process without counting, set the case-sensitive property 'Purge.DoCount=false' in the sharedconfig.properties file. A hotfix is applicable to step-10.3-mp4 and step-10.3-mp5.

■ **ISSUE-561459 - Fix for error in SaaS: Present owner edge for datacontainer id=1638149 was null**

When running the In-Memory database component for STEP, exception errors were possible when running attribute value queries if data containers existed in the recycle bin. This has been fixed.

■ **ISSUE-563226 - Fix for LOV-values with Tags cannot be selected within Multi Edit Display tables**

The new 'Escape Tags Before Save' parameter is included in the Web UI Designer for Table Header Value and Table Header Reference Metadata components for LOV and non-LOV attributes. This includes the Attribute Value Header, the Classification-Specific Attribute Value Header, the Reference Metadata Value Header, and the Target or Reference Metadata Value Header. When enabled, individual special characters (such as a less-than or greater-than symbol) are escaped before saving the current value, which means the special characters are not interpreted as part of a tag. When disabled, tags are not escaped, which means the special characters used in paired or unpaired tags are processed as tags by the selected media output. Since special characters in tags must be handled differently from special characters that are not in tags, all special characters in an attribute's values are processed either as tags or as individual characters and including both cases results in an error.

■ **ISSUE-564493 - Fix for unable to use Cross Context with Business Rule Based message processor**

An outbound integration endpoint (OIEP) using the 'Business Rule Based Message Processor' is controlled by a Node Handler and a Joiner. When these business actions are written in JavaScript and

the OIEP is set for cross contexts, now the scripts can get the IDs of the contexts defined in the OIEP. This can be used to output different values based on context.

■ **ISSUE-564949 - Fix for PROD environment is low (performance)**

Performance has been improved for the Web UI Table Header when used with references. A hotfix is available for step-11.0-mp4 and step-11.0-mp5.

■ **ISSUE-565723 - Fix for dropdown not showing for the LOV-based attributes used for finding similar Org in the multi-reference component**

Now, LOV values are shown in a dropdown on the Find Similar Dialog in the Web UI.

■ **ISSUE-565745 - Fix for Find Similar Search cannot be configured if the reference direction is 'Referenced By' in the multi-reference component**

Now, the Find Similar Tab of an Add Reference action on a Multi Reference Screen in the Web UI shows no errors when Multi-Reference screen is configured to show 'Referenced By' direction.

■ **ISSUE-568951 - Fix for generated filename of PDF files is different between the workbench and Web UI**

The name of the file generated when 'Get PDF' is invoked from the Web UI is now the same as when the file is generated via 'Get PDF' in the ProofView tab in the Workbench. The file name template is STEP ID_STEP NAME_TEMPNUMBER.

■ **ISSUE-569712 - Fix for saving multivalue value in SaaS**

Fixed a bug in the validation of multivalues in the Web UI.

■ **ISSUE-570138 - Fix for objects in Web UI Basket not displayed for AD authenticated users**

Now, the Web UI Basket objects are correctly displayed for AD authenticated users. However, current baskets created by AD authenticated users cannot be retrieved after this fix.

■ **ISSUE-570326 - Fix for error message when assigning an authorization role**

Fixed a problem in the workbench when assigning a User to a User Group on the User editor screen.

■ **ISSUE-572217 - Fix for the wrong behavior for OIEP triggers**

The OIEP could be triggered even if the change in attribute was not made in the affected context. This is now fixed.

■ **ISSUE-572630 - Fix for 'Run as privileged' not working properly**

Fixed an issue with user privileges in the auto classification feature when using workflows.

■ **ISSUE-572812 - Fix for error on Web UI Reference Component when referencing several products with the same STEP name**

Previously, in the Web UI Node Editor screen References component, it was not possible to choose a reference target if another target with the same name was already included. Now, the references are compared by ID instead, allowing selection of multiple targets with the same name.

■ **ISSUE-574312 - Fix for 'workflow mandatory' option not working for 'Classification Product Link Type' in Web UI**

The Web UI did not show classification product links as mandatory when they were mandatory due to the workflow state. This has been fixed.

■ **ISSUE-576441 - Fix for Smartsheet Import issue with order of processing**

Now, Maintenance Smartsheets Validation & Import can function like Template Smartsheets, by allowing business conditions for the STEP XML hierarchy structure to evaluate on a child level before evaluating on the parent level.

Note that the online validation batches 25 products, which means that the property does not allow correctly validating more than 25 products. Contact Stibo Systems Support to implement this functionality via a new property.

■ **ISSUE-576637 - Fix for context help text in Attribute Link Editor screen**

A solution has been implemented to resolve context help not being displayed on the Attribute Link Editor screen when using the Attribute Link Metadata Header.

■ **ISSUE-577984 - Fix for navigating to additional search results after selecting Select All**

On the Web UI Advanced Search Table display mode, navigating to the next page with all items selected caused the navigation to return to the first page of search results. This has been fixed.

■ **ISSUE-578238 - Fix for usability issue in Edit Unique Key button on SaaS**

In the Web UI Node Editor screen, after editing the current unique key on the Edit Unique Key dialog, now the unique key values are correctly saved if the user immediately clicks the OK button.

■ **ISSUE-578249 - Fix for InDesign STEP Tasks menu not showing tasks**

When trying to fetch tasks from the InDesign client, an exception could occur. This has been fixed. A hotfix is available for step-10.0-mp3 - step-10.0-mp5.

■ **ISSUE-578623 - Fix for search of a collection retrieves objects that do not meet the search criteria.**

Fixed a problem with Referenced By search functionality using the approved references in the main workspace.

■ **ISSUE-579097 - Fix for Web UI GraphQL error when navigating to an object on SaaS**

The previously missing fields have been added to the GraphQL schema. This fix is included in step-11.0-mp5 and a hotfix is available for step-11.0-mp4.

■ **ISSUE-579498 - Fix for system unusable due to slowness**

Fix for retrieving user groups and for getting impersonable users. This improves performance, for example, for the Web UI 'Primary Navigation' component. A hotfix is available for step-10.3-mp4 and step-10.3-mp5.

■ **ISSUE-579915 - Fix for LOV ID not displayed at the beginning**

Previously, double quotes in LOV values could cause errors in the display of LOV values in the Web UI. This has been fixed.

■ **ISSUE-580084 - Fix for unable to 'Remove Un-mapped' Classification Reference Type**

Previously, in the workbench Import Manager, it was not possible to configure Classification Reference replacement rules for products. This has been fixed. A hotfix is available for step-10.3-mp4, step-10.3-mp5, step-11.1, and step-11.1-mp1.

■ **ISSUE-581624 - Fix for default values not displayed for OIEP existing configurations**

Fixed a bug when setting the default value on the 'Maximum number of succeeded processes' and 'Maximum age of succeeded processes' parameters introduced in release 11.1-MP1 for existing OIEPs. The default values are now set as 100 and 1w, respectively.

■ **ISSUE-581873 - Fix for unescapable error upon login**

Now, workbench will not fail to load if for any reason start-up notifications cannot be loaded. Instead, workbench displays a popup notification about a problem with loading the start-up notifications. Check the application logs for more information. A hotfix is available for step-11.0-mp4.

■ **ISSUE-582146 - Fix for the Web UI filter option for assignee in Clerical Review not displaying results**

It is no longer possible to filter the items on the Web UI Clerical Review Task List if there are no items in the list. When the task list is empty (0 tasks count), clicking the table headers no longer displays the Filtering dialog.

■ **ISSUE-582506 - Fix for email delivery in report generation is not working as expected**

Previously, an empty email body in workbench reports caused the whole process to fail even though the email body is not mandatory. This has been fixed and a hotfix is available for step-11.0-mp4.

■ **ISSUE-582984 - Fix for email body text illegible in SaaS**

Now, plain text is used for the message body in email delivery. A hotfix is available for step-10.3-mp4 and step-10.3-mp5.

■ **ISSUE-583242 - Fix for exclusive lock error**

Concurrent upload of files to an inbound integration endpoint (IIEP) will now be allowed if different file names are provided for the files being uploaded concurrently. A hotfix is available for step-11.0, and step-11.0-mp1 through step-11.0-mp4.

■ **ISSUE-583270 - Fix for translation BGP failing**

Fix for translating LOVs to multiple languages that caused optimistic locking exceptions. This has been fixed and a hotfix is available for step-10.0-mp1 - step-10.0-mp5.

Also, fix for translating LOVs that caused attribute validation errors. This has been fixed and a hotfix is available for step-10.0-mp3 - step-10.0-mp5.

■ **ISSUE-583489 - Fix for internal URL healthcheck failed**

Introduced a retry mechanism in Kubernetes API communication. A hotfix is available for step-10.3-mp4, step-10.3-mp5, step-11.0-mp4, step-11.1, and step-11.1-mp1.

■ **ISSUE-583614 - Work done for workbench sessions terminating randomly**

Added logging to show the token string in the logs when claims cannot be read.

■ **ISSUE-584034 - Fix for inability to fetch the load statistics for a gateway endpoint**

When trying to view the statistics for a gateway endpoint, an exception error could occur. This has been fixed.

■ **ISSUE-584749 - Fix for Value Section component not auto adjusting on zoom in and zoom out**

Fixed a styling issue when two Value Sections under the columns control displayed a huge space between the columns when a browser screen was being resized to 67 percent.

■ **ISSUE-585046 - Fix for java.lang.NumberFormatException for Termlist import**

During Terms import, an incorrect conversion source position of overlapping terms caused a NumberFormatException error. This has been fixed.

■ **ISSUE-585147 - Fix for login issue occurring after upgrade to STEP 11.1**

Introduced the possibility to again bypass SAML login. Contact Stibo Systems Support to enable this fix. A hotfix is available for step-11.1.

■ **ISSUE-585414 - Fix for Multi Context Trusted Source Reference option not working for SaaS**

When the Reference Multi Context Trusted Source survivorship rule was configured for multi-valued references / links, but the 'Accumulative promotions' option was not selected, less trusted sources were promoted to a golden record. This has been fixed.

■ **ISSUE-585609 - Fix for wrong completeness score values on Web UI**

Previously, the Completeness Metric in the Web UI was calculated incorrectly when there were sub metrics with at least two of them having a 100 percent score. This has been fixed and a hotfix is applicable for step-11.1-mp1, step-11.0-mp4, and step-11.0-mp5.

■ **ISSUE-585778 - Fix for Smartsheet has a limit of 1,000 rows - unable to edit attribute with LOV Value**

When editing an LOV value in an Excel Maintenance Smartsheet with 1,000+ rows, the wrong cell was selected (one that was previously selected) and the value could not be updated. This has been fixed.

■ **ISSUE-585914 - Fix for error while approving a product or submitting in workflow**

A fix was made to stop leakage of bindings and undeclared variables from one business action execution to another. This solution is also available via a hotfix applicable to step-11.0-mp2 - mp5.

■ **ISSUE-585998 - Fix for performance issues in Web UI with Data Issues Report**

Previously, when the Web UI Alert Notifications were deleted, they were created again on a Web UI Node Editor screen load, which caused a performance delay.

■ **ISSUE-586035 - Fix for Packaging Hierarchy circular issue**

The 'Packaging Hierarchy Loop' healthcheck is now available in Admin Portal to identify data issues. Additionally, a fix to prevent performance problems caused by packaging infinite loops has been implemented.

■ **ISSUE-586201 - SaaS fix for creating Alphabetical Index with sections not possible**

This fix resolves a problem in Export Manager where a Publication / Publication Section node could not be selected to create an Alphabetical Index.

■ **ISSUE-586638 - Fix for /webui/docs missing from Prod and Dev**

Now, users can access a Web UI documents page via /webui/docs URL when Keycloak is enabled. A hotfix is available for step-11.1-mp1, step-11.0-mp5, and step-11.0-mp4.

■ **ISSUE-586713 - Fix for Web UI giving Internal Server error for SaaS**

Fixed an unexpected exception related to division by zero when rendering the Data Container Table component on the Web UI Node Editor.

■ **ISSUE-586783 - Fix for email export delivery method without body text running into an error**

Support for an empty message in the body of email template (used for example in OIEP delivery method) has been added. In previous STEP versions, the Delivery Method Email could be used if the 'BodyText' was empty for delivery. There is also a hotfix available for this solution that is applicable to step-11.0-mp4 and mp5.

■ **ISSUE-586848 - Fix for assets published to Azure Blob Storage using Asset Publishing have wrong mime type on SVG files**

The mime type content detection functionality has been corrected for SVG asset files.

■ **ISSUE-587892 - Fix for Bulk Update configuration with user-enrichable template not working properly**

Fixed a problem occurring when the only template field was left empty on the Bulk Update Templates Dialog. This caused an unexpected exception to be thrown. A hotfix is available for step-11.0-mp4 and the fix is included in step-11.0-mp5.

■ **ISSUE-588457 - Fix for 'unexpected error' when trying to replace content in Web UI**

Fixed an uncaught exception error in Replace Asset Content button on the Web UI Node Editor screen.

■ **ISSUE-588477 - SaaS fix for OIEP failed with 'No such file' error, but the file exists**

Fix for a possible file access problem during OIEP file delivery.

■ **ISSUE-588573 - Fix for Purge or Empty Recycle Bin not working**

The new 'Orphan products' healthcheck can find and fix problems with products that have been detached from the recycle bin and exist outside of the product hierarchy. A hotfix is available for inmemory-7.0.67.

■ **ISSUE-588625 - Fix for Web UIs defaulting alphanumeric attribute editing to Rich Text Editor**

Now, if both 'Enable STEP Tags' and 'Enable Tag Conversion' design mode parameters are unchecked, a Web UI Attribute Value component will not be rendered as a Rich Text Editor.

■ **ISSUE-589088 - Fix for issue with Run Business Action in Task List when confirmation dialog is used**

Fixed an issue in the Web UI where no action happened on clicking the 'Run Business Action' button from a Task List when the confirmation dialog has been used. A hotfix is applicable for step-11.0-mp4 and step-11.0-mp5.

■ **ISSUE-589939 - Fix for not navigating to the screen in Web UI on SaaS**

Fixed an uncaught client-side exception (displayed as an 'Unexpected Error' message in the Web UI) when a user clicked on a 'Business Function to Node' hyperlink in the Web UI Node List cell.

■ **ISSUE-590256 - Fix for import the Smartsheet that has LOV values with unit**

Previously, when an LOV had a unit available, but no unit was selected as default, the Smartsheet validation failed for an LOV without a unit value. A hotfix is available for step-11.0-mp2 - step-11.0-mp5.

■ **ISSUE-590343 - Fix for LOV Management Screen fails with Language-dependent Domains**

The 'List of Values Management Screen' would sometimes show an 'Internal Server Error'. This has been fixed and a hotfix is available for step-11.1-mp1.

■ **ISSUE-590474 - Fix for Multi Edit view: Fatal unexpected error**

Fixed NullPointerException (NPE) on the Multi Editor screen in the Web UI which was caused by an empty suggestion result. A hotfix is available for step-10.3-mp4 and step-10.3-mp5.

■ **ISSUE-590478 - Fix for Search Plugins type ahead issue**

Now, Table Headers on the Web UI Search Table Tab page are correctly filled after choosing a typeahead suggestion. To implement this fix, in the Web UI Design Mode, the 'Search Plugins' parameter must be enabled for the Search Table Tab component.

■ **ISSUE-590519 - Fix for CMDM - workbench Search not showing all entity object types**

In workbench, when there were exactly 10 entity object types in STEP, using Search for Object Type = 'Entity' only displayed 9 object types. This has been fixed and a hotfix is available for step-11.0, and step-11.0-mp1 - step-11.0-mp5.

■ **ISSUE-590850 - Fix for Translation BGPs display links as plain text**

Fixed workbench links to BGPs to correctly display as ("["\) in the Background Process Report.](process://)

■ **ISSUE-591224 - Fix for error print planned pages for Mac users**

Fixed a problem with print planned pages from workbench crashing on Mac.

■ **ISSUE-591487 - Fix for Cassandra HISTORY_FK corner cases**

Fixed a problem that would in some cases prevent repairing corrupted revision histories on Cassandra.

■ **ISSUE-591889 - Fix for stuck Matching event processor**

The Matching event processor sometimes stalled in parallel task constraints. This has been fixed and a hotfix is available for step-11.0-mp4 and step-11.0-mp5.

■ **ISSUE-592674 - Fix for screen redirect does not happen**

Previously, the 'Target Attribute Link Column' in 'Classification Product Links' in the Web UI did not work if the Classification Link Type was set to 'Own Product Links'. This has been fixed.

■ **ISSUE-594874 - Fix for AvgResponseTimeStatisticsCollector errors**

Fixed a concurrency problem for an average response time statistic collector sensor that was polluting the logs with warning messages.

■ **ISSUE-595257 - Fix for CMDM unknown NULL error Web UI**

Fixed an unexpected NullPointerException (NPE) in the Web UI Extension API and added more logging to find the source of the problem.

■ **Fix for default view of Search missing in DnB Modify search**

The Search and Cancel buttons were hidden on the DnB Modify Search action dialog popup unless viewed at 67 percent. A vertical scrollbar was added to allow access to the buttons. This hotfix is available for dnb-integration-7.0.29.

■ **Fix for error importing language-dependent values on SaaS**

When importing multiple language-dependent values using GDSN Receiver, only the last value from the multiple value list was imported. This has been fixed. A hotfix is available for gdsn2-receiver-7.0.65 and gdsn2-receiver-7.0.63.

■ **Fix for suspended Background Process after CIN import**

When importing CIN files, the corresponding outbound background processes would remain suspended forever. This has been resolved.

■ **Extra logging added to identify issue for production SSO login not working properly**

Added more logging to determine the root cause of the issue.

■ **Fix for Company Hierarchy screen being slow to load**

Fixed a Web UI performance issue when loading the Company Hierarchy screen if the referenced parent node had many Referenced By relationships. A hotfix is available for companydata-visualization-7.0.13.

■ **Fix for Purge or Empty Recycle Bin not working**

The new 'Orphan products' healthcheck can find and fix problems with products that have been detached from the recycle bin and exist outside of the product hierarchy. A hotfix is available for inmemory-7.0.67.

■ **Fix for strange behavior when entering amounts less than 0.1**

Previously, if a separator was followed by a 0 (for example, '.0003'), characters that followed the separator were removed, including any non-zero characters. This has been fixed and numbers less than 0.1 are not modified.

■ **Fix for ECLASS Advanced viewer not working with privileges**

In the Web UI, 'read' privileges for users were incorrectly interpreted by the ECLASS Advanced screen. Now, a user with 'read' access can view the ECLASS data structure on the ECLASS Advanced screen. This hotfix is available for eclass-advanced-7.0.2.

■ **Fix for error in SaaS: Present owner edge for datacontainer id=1638149 was null**

When running the In-Memory database component for STEP, exception errors were possible when running attribute value queries if data containers existed in the recycle bin. This has been fixed.

■ **Fix for unable to render component Product Editor**

In the Web UI Product Editor screen, if a user typed an invalid or incomplete STEP tag in a field with text validation and STEP tags, the error displayed: 'Unable to render component ProductEditor. See Console for details.' If invalid or incomplete tags were present, this error occurred when initially rendering the Product Editor screen. Additional error handling now allows the component to be rendered successfully.

■ **Fix for NullPointerException ECLASS Importer**

A NullPointerException (NPE) in the ECLASS Importer is now fixed.

■ **Fix for binding Business Function in rule used for Business Rule Based Message Processor causing the BGPs to fail**

Business Function binds and others now work in the inbound and outbound Business Action processors.

■ **Fix for findings from penetration tests**

Introspection for GraphQL, GraphQLv2, and Sufficiency GraphQL can now be disabled. Additionally, GraphiQL resource access can be blocked for the same components. Contact Stibo Systems Support for assistance in disabling introspection and resource access.

■ **Fix for search of a collection retrieves objects that do not meet the search criteria**

Fixed a problem with Referenced By search functionality using the approved references in main workspace.

■ **Fix for unable to use Cross Context with Business Rule Based message processor**

An outbound integration endpoint (OIEP) using the 'Business Rule Based Message Processor' is controlled by a Node Handler and a Joiner. When these business actions are written in JavaScript and the OIEP is set for cross contexts, now the scripts can get the IDs of the contexts defined in the OIEP. This can be used to output different values based on context.

■ **Fix for STEP 11.1 upgrade - dev system**

Fixed a NullPointerException (NPE) which prevented STEP from starting and was caused by a missing In-Memory cache object directory on the STEP application server.

■ **Added logging to assess Asset Download component model failure**

Added more logging to investigate an inconsistency when multiple attributes are linked to the Asset Download URL component model. A hotfix is available for assetdownload-7.0.16.

■ **Fix for Cassandra HISTORY_FK corner cases**

Fixed a problem that in some cases would prevent repairing corrupted revision histories on Cassandra.

■ **Fix for email normalizer does not accept email normalizer as input**

Now, it is possible to choose another email normalizer as an input for email normalizers in a Decision Table for a Matching Algorithm.

■ **Fix for System Administration - REST API version 1 - Swagger UI cannot be started**

Previously, all third-party libraries with older jQuery references were upgraded to newer versions for security reasons. Unfortunately, that introduced an error in the Swagger UI wrapper web page that is used for the legacy REST API documentation. Now, the index.html is bundled with the specific Enunciate version that generates the documentation data, so it is replaced with a fixed version during the build process of STEP.



DOCUMENTATION UPDATES

■ STEP Web UI Design System information added to the Web UI documentation

The Web UI documentation has been updated with an introduction to the design system, which holds design guidelines for the Web UI. The Stibo Systems Enterprise Platform (STEP) Web UI Design System is the single source of truth that ensures consistency within our software, and provides guidance for our internal teams, partners and customers when building new components for our products. The design system is the source of truth for Web UI visual styling, interactive behaviors, and component design. The design system includes information on typography, capitalization, truncation patterns, the color system, and more.

For more information, refer to the Web UI Design System topic in the Web UI Getting Started section of the Web User Interfaces documentation.

■ Configuration of how to restrict access to Web UIs added to Web UI documentation

The ability to restrict access to specific Web UIs based on user groups is supported in STEP. A step-by-step description of this configuration can be found in the Restricting User Access to Web UIs section of the Web UI Getting started topic in the Web User Interfaces documentation.

■ Machine Learning Matching Agent renamed Machine Learning Match Recommendations

With the release of the 11.1-MP2 Maintenance Patch, the Machine Learning Matching Agent has been renamed the Machine Learning Match Recommendations.



PATCH

The 11.1-MP2 baseline patch can be installed with the following recipes:

```
spot --apply=to:step/platform/step-11.1-mp2.spr
```

— OR —

```
spot --upgrade=step:11.1*
```

**** Before installing the recipe provided by the SPOT --upgrade functionality, review the baseline and component versions that the system will be upgraded to before applying. Verify that the baseline and/or components are the correct versions to be applied (i.e., the versions you did testing on—and not a higher, untested version).***

Refer to the SPOT Program documentation for more information, including how to use the SPOT --upgrade command to also find compatible components that can be added at the same time as the baseline patch. SPOT Program information for on-premise systems can be found in the System Administration Guide within the Downloadable Documentation. For assistance, contact Stibo Systems Technical Services.

Note: Customers may want to search the Support Portal for their Maintenance Patch Issue Numbers. To do so, while in the Support Portal, navigate to Issues (in the header bar) and then select 'Search for Issues.' Click on the 'Advanced' option on the filtering bar, and then type in 'issue=' and the Issue number from the Maintenance Patch Notes. Press Enter or click the magnifying glass icon to run the query. **Users will only be able to view Support Portal issues for Maintenance Patch Issue Numbers that they have privileges to access. If the issue is not applicable to the user searching, then a 'No issues were found to match your search' message will be displayed.**

Product MDM for Automotive 11.1 - 7.0.52 Patch Notes

Release Date: Feb 1, 2023



NEW FEATURES

- **Added support for import of TecDoc 2.7 file**

The PMDM for Automotive solution now supports importing supplier data in the TecDoc 2.7 version. The TecDoc Easy Setup, TecDoc Reference Import, and TecDoc Supplier Import are updated to handle these changes.



BUGFIXES

Auto Care

- **Corrected Region For parameter in AutoCare ACES Application Exporter**

Previously, the Region For parameter had issues filtering the correct application records during an export. Now, when the Region (AC_ACESRegion) attribute is populated on an application record, the ACES Application Exporter considers including or excluding the application record based on the option selected in the Region For parameter.

Hotfix recipe compatible with STEP 10.3 MP4+ Automotive-7.0.45: [to:hotfix/588/issue-588559-HOTFIX-6229.spr](#).

- **Fixed an issue related to the AC_PIES_Description attribute**

Previously, the AutoCare Easy Setup created the AC_PIES_Description attribute with regular expressions to be restricted to allow only a-z, A-Z, 0-9, and a few other characters. Importing texts that included extended ASCII codes for ©,®, °, and ™ and characters featuring the acute, grave, and tilde diacritical marks, as examples, resulted in an import error, indicating that the values failed to match the regular expression. To allow more characters to be imported, now the regular expression for the AC_PIES_Description attribute is updated to be: `[0-9A-Za-zÀ-ÿ;:;{}|,|%!|$?'\"' \.|-|\`_|#&|+|=|<|>|@|\(\)xA9\u00AE\u2122\u00BA]{1,2000}`.

If required, existing implementations need to manually change the regular expression of the AC_PIES_Description attribute to include these characters.

TecDoc

■ Fixed problem related to establishing reference between the Supplier Articles and the Competitor / OE Number

Previously, the fresh import of a TecDoc Supplier Data file had issues establishing a reference between the Supplier Articles and the Competitor / OE Number. The importer threw an error stating, 'Error in this import 40_ArticleTableTable200.xml setting completed with errors - Error: Target 'TD_CP-82283c0f93eaa3bf0662c77d045b3cb9' of reference not found.' This issue was caused because of the incorrect import sequencing of data table files in the importer. Now, the issue has been resolved so that the references are established between Supplier Articles and the Competitor / OE Number.

Hotfix recipe compatible with STEP 11.0 MP3 + Automotive-7.0.48 and STEP 10.3 MP4+ Automotive-7.0.45: `to:hotfix/590/issue-590639-HOTFIX-6255.spr`.

Hotfix recipe compatible with STEP 11.0 MP3 + Automotive-7.0.48 and STEP 10.3 MP4+ Automotive-7.0.45: `to:hotfix/594/issue-594927-HOTFIX-6291.spr`.



PATCH RECIPE

The Automotive add-on can be installed with the following recipe:

`to:automotive/7.0/automotive-7.0.52.spr`

The above recipe is compatible with the following STEP 11.1 MP2 baseline recipe:

`to:step/platform/step-11.1-mp2.spr`

Important: Once an Automotive add-on is installed to a base STEP system, the base system cannot be upgraded without upgrading the Automotive add-on at the same time. Additionally, when upgrading any base STEP system that has any Automotive add-on installed, both install recipes must be prepared at the same time.

For assistance in applying the patch to systems with extensions or additional add-on components, contact Stibo Systems Technical Services. For on-premise systems, instructions for installing components can be found in the SPOT Program topic in the System Administration Guide found in Downloadable Documentation. For SaaS systems, contact your Stibo Systems account manager.

11.1-MP3 Maintenance Patch Notes

March 2023



BUSINESS RULE ANNOUNCEMENT

■ Impact to Certain JavaScript Business Rules

Starting in 10.3, JavaScript business rule performance improvements sometimes allowed JavaScripts with missing binds to run without generating an error. In 11.1-MP2 (and also in previous versions through 10.3-MP2 when patched in February 2023 or later), JavaScript business rules are prevented from sharing binds. After upgrading or applying one of these patches, a JavaScript business rule with a missing bind fails with an error.

Affected JavaScript business rules include:

- Four business rules in Accelerator for Retail – these will be corrected automatically upon upgrade to 10.3, 11.0, or 11.1.
- JavaScript business rules with missing binds that were created or edited between September 2, 2021, through February 2, 2023, on systems running 10.3 through 11.1-MP1 – must be identified and corrected manually, as defined below.

To identify business rules that need correction prior to applying an upgrade or maintenance patch:

1. Modify a shareconfig.properties setting to disable the ability to omit binds without error in a non-production system:
 - For Stibo Systems SaaS customers, create a ticket in the Support Portal to request setting the Script.Engine.Pool.Size= 0.
 - For on-premise customers, add the case-sensitive sharedconfig.properties entry Script.Engine.Pool.Size= 0, and restart the non-production app server to apply the property change.
2. Determine which JavaScript business rules were created or edited during the time period mentioned above.
3. Run the Test Business Rule option for JavaScript business rules with testable binds.
4. Test binds used in workflows and integration endpoints by running them in a non-production system on test data.
5. Resolve any errors by adding the missing binds identified in your non-production systems and apply those changes to your production system.
6. Restore the default property setting:

- For Stibo Systems SaaS customers, create a ticket in the Support Portal to restore the default setting on the Script.Engine.Pool.Size property.
 - For on-premise customers, remove the Script.Engine.Pool.Size= 0 setting and restart the non-production app server.
7. Optional: If you have an affected system but are not ready for an upgrade yet, you may apply a hotfix (to:hotfix/602/issue-602261-HOTFIX-6356.spr) to your system. Applying this hotfix will prevent business rule executions with missing binds.



BUGFIXES

■ ISSUE-473507 - Fix for translation management error-free files going to error subfolder upon import

Fixed an issue occurring where import files with translations were moved to the error folder even if there were no errors during translation using those files. A step-10.3-mp4 and step-10.3-mp5 hotfix is also available for this solution.

■ ISSUE-486425 - Fix for Flex Attribute does not acknowledge LOV sorting

Changed GraphQL and GraphQLv2 LOV behavior so that it takes into consideration 'Use ids for sorting' when no explicit sorting is specified. There is a hotfix for this solution that is applicable to step-11.1 and step-11.1-mp1 / mp2.

■ ISSUE-497516 - Fix for attribute value not shown in Unmerge Screen in SaaS

Increased the max LOV values queried and displayed for the Unmerge Screen.

■ ISSUE-498107 - Fix for attribute value (inline references) of a multi-value attribute not shown

Fixed a problem of values not displayed for multivalued attributes in the workbench using inline reference to another attribute.

■ ISSUE-498474 - Fix for error message in English occurring when deleting a classification

Added localizable 'Item cannot be deleted due to {number} reasons. Please check the server log for more details' message to Web UI, when an item cannot be deleted after clicking on Delete Action button. This message will be shown in other locales (other than the default English locale), where the non-localizable reasons will be shown as before.

■ ISSUE-534555 - Fix for table definitions not working in other context

When doing a cross-context export of table definitions with free text, the context was not retained on import. This has been fixed.

■ **ISSUE-537602 - Fix for bug in Web UI Designer**

Instead of the message '<component name> has errors,' now, the message reads '<component name> component doesn't display a content in Design Mode' for Sub Screen Tab Page and Object Type Tab Page components in Web UI Design mode.

■ **ISSUE-548629 - Fix for Multiline hierarchy deletes lines in Web UI**

Now, on the Web UI Advanced Search screen, the Multiline Hierarchy descriptor field does not clear out the option chosen from the node picker values if a first value was copied / pasted and then chosen from suggestion.

■ **ISSUE-553342 - Fix for findings from penetration tests**

Introspection for GraphQL, GraphQLv2, and Sufficiency GraphQL can now be disabled. Additionally, GraphiQL resource access can be blocked for the same components. Contact Stibo Systems Support for assistance in disabling introspection and resource access.

■ **ISSUE-557170 - Fix for Empty Recycle Bin not working when In-Memory is active**

When there are many nodes marked for deletion, counting objects in the Recycle Bin can take a very long time. To begin the deleting process without counting, set the case-sensitive property 'Purge.DoCount=false' in the sharedconfig.properties file. A hotfix is applicable to step-10.3-mp4 and step-10.3-mp5.

■ **ISSUE-561402 - Fix for inability to remove dimension dependency**

When removing dimension dependencies from object types, there is a special code path on SaaS installations for when the OT has not yet been used by any objects. In this path there was a bug, so the dimension dependency could sometimes not be removed. This has been fixed. There is also a hotfix available for this solution that is applicable to step-11.1-mp2.

■ **ISSUE-566385 - Fix for multi-value attribute - duplicate error is not going away**

Fixed a problem when clearing out a duplicated multi value on Run Business Action with templates. This caused a new empty multi value from appearing and has been fixed.

■ **ISSUE-566846 - Fix for when asset preview shows a crossed out icon in InDesign**

Fixed problem in InDesign client where Asset Preview panel showed a red crossed out icon instead of the icon image.

■ **ISSUE-572630 - Fix for 'Run as privileged' not working properly**

Fixed an issue with user privileges in the autclassification feature when using workflows. A hotfix is available for step-10.3-mp4, step-10.3-mp5, step-11.1, step-11.1-mp1, and step-11.1-mp2.

■ **ISSUE-572756 - Fix for supplier privileges not working correctly in Smartsheets**

A supplier user with limited view privileges is able to export child objects which are linked to the corresponding supplier only. There is also a hotfix available for this solution that is applicable to step-10.1-mp4 through mp7.

■ **ISSUE-573144 - Fix for no way to terminate runaway scripts started in the Admin Portal**

It is now possible to terminate runaway PQL scripts started via the Admin Portal.

■ **ISSUE-576441 - Fix for Smartsheet Import issue with order of processing**

Now, Maintenance Smartsheet Validation & Import can function like Template Smartsheet by allowing business conditions for the STEP XML hierarchy structure to evaluate on a child level before evaluating on the parent level. Note that the online validation batches 25 products, which means that the property does not allow correctly validating more than 25 products. Contact Stibo Systems Support to implement this functionality via a new property. A hotfix is available for step-10.1-mp4 - mp6.

■ **ISSUE-577267 - Fix for Scripting API failure**

Invocations of the static 'valueOf' and 'values' methods on enums were incorrectly rejected in JavaScript business rules when called on an object instance (instead of directly). This has been fixed.

■ **ISSUE-577777 - Fix for incorrect alert for missing mandatory attributes**

Now, the Web UI warnings on the Tab Page component are correctly shown for similar Attribute Value components with different labels and different mandatory settings.

■ **ISSUE-579097 - Fix for Web UI GraphQL error when navigating to an object on SaaS**

Missing fields have been added to the GraphQL schema. This fix is included in step-11.0-mp5 and a hotfix is available for step-11.0-mp4.

■ **ISSUE-580506 - Fix for inability to launch the workbench in first attempt**

Fixed the issue with Workbench Launcher, which requires the user to remove the .stepcache directory before every workbench run.

■ **ISSUE-581570 - Fix for various exceptions during asset import**

Better handling of corrupted EXIF data in PNG and JPG images implemented.

■ **ISSUE-585814 - Fix for IIEPs disabled but import as per schedule**

Previously, if a running integration endpoint was edited, then an extra background process to control the endpoint was no longer created and the current controlling background process was reused. Now,

if multiple pollers already exist, an error message is displayed. A hotfix is available for this solution and applicable to step-11.0-mp4 and mp5.

■ **ISSUE-587744 - Fix for the Duplicate button in Web UI not navigating to created record**

Introduced the ability to navigate to a duplicated item from the Web UI Node Editor when the user executes a Duplicate action. To activate this option, contact Stibo Systems Support.

■ **ISSUE-588573 - Fix for Purge or Empty Recycle Bin not working**

The new 'Orphan products' healthcheck can find and fix problems with products that have been detached from the recycle bin and exist outside of the product hierarchy. A hotfix is available for inmemory-7.0.67.

■ **ISSUE-589088 - Fix for issue with Run Business Action in Task List when confirmation dialog is used**

Fixed an issue in Web UI where no action happened on clicking the 'Run Business Action' button from a Task List when the confirmation dialog has been used. A hotfix is applicable for step-11.0-mp4 and step-11.0-mp5.

■ **ISSUE-590590 - Fix for Image Conversion issue**

Fixed issue where Image Conversion Settings were not being saved when edited using workbench. There is also a hotfix available for this solution that is applicable to step-11.1-mp2.

■ **ISSUE-591224 - Fix for error print planned pages for Mac users**

Fixed problem with print planned pages from workbench crashing on Mac. There is also a hotfix available for this solution that is applicable to step-11.0, step-11.0-mp1 through mp5, step-11.1, and step-11.1-mp1. This solution was also included in the step-11.1-mp2 baseline.

■ **ISSUE-592116 - Fix for unique keys not working properly when changing object type through import**

When changing both the object type and the parent of an object at the same time, unique keys on the object were not updated. This has been fixed. There is also a hotfix available for this solution that is applicable to step-10.3-mp4 and mp5.

■ **ISSUE-592202 - Fix for Display Sequence not completely regarded in Classifications on Tables**

The scenario involved Attribute Group Attributes data selector used in a table, which retrieves data of products linked to a classification node as a data provider and sorting on an attribute. The problem was that only the value of the attribute on the first product in the classification was considered. And when 'Exclude if empty' was selected and the attribute was empty on the first product, it was excluded, even if it had a value on another product. Now, the minimum value of the attribute across all products in the

classification is used for sorting. There is also a hotfix available for this solution that is applicable to step-11.1-mp1.

■ **ISSUE-592514 - Fix for ensure that when LFSC is enabled, SUM tags are ignored for In-Memory**

On In-Memory systems, when all lock-free schema-change (LFSC) operations are enabled, the importer now ignores the SingleUpdateMode=Y directive in STEPXML. Only when changing ownership of classification-product links operation is encountered will the import continue to enter the single-update-mode (SUM). There is also a hotfix available for this solution that is applicable to step-11.1-mp1.

■ **ISSUE-593145 - Fix for missing assets after loading operation**

When uploading multiple files with the Web UI Asset Importer widget, some files would not get uploaded. This has been fixed. There is also a hotfix available that is applicable to step-11.0-mp4 and mp5.

■ **ISSUE-593459 - Work to fix inability to transmit BMEcat file to an FTP server via export**

Additional logging is added to debug FTP connection issues. There is also a hotfix available for this solution that is applicable to step-11.1-mp2.

■ **ISSUE-593497 - Fix for Smartsheet export not working after upgrade**

Fixed backwards compatibility issue between STEP 11.0 and custom components that caused custom Smartsheet export to fail. A hotfix is available for step-11.1, step-11.1-mp1, and step-11.1-mp2.

■ **ISSUE-593718 - Fix for extra click when adding a new multi value target to a target attribute**

Now, an extra click will not be needed when adding a new multi value to the target attribute column on a Nested References table.

■ **ISSUE-594256 - Fix for request to kill long running queries / do a database restart**

Fixed a problem tidying up background processes after lock free schema changes. There is also a hotfix available for this solution that is applicable to step-10.3-mp4 and mp5.

■ **ISSUE-594268 - Fix In-Memory errors when performing Maintain Match Code Values action**

Now, a Match Code generation for a huge amount of records via the Maintain Match Code Values action in STEP Workbench will not be terminated automatically by In-Memory if this operation takes a long time. There is also a hotfix available for this solution that is applicable to step-11.0-mp4 and mp5.

■ **ISSUE-594928 - Fix for issue after version upgrade - Inbound Integration Endpoints**

Now, the Mapping dialog on the workbench Import Wizard Mapping step has a scrollbar. A hotfix is available for step-11.1 and step-11.1-mp1.

■ **ISSUE-595205 - Fix for moving products in the Web UI using the 'Run Business Actions' when selection is not cleared**

Introduced the ability to clear a Node List selection when executing 'Run Business Action' from a toolbar and the configured Business Action returns Reload Selection. To activate this option, contact Stibo Systems Support. There is also a hotfix available for this solution that is applicable to step-11.1, step-11.1-mp1, and step-11.1-mp2.

■ **ISSUE-595257 - Fix for CMDM unknown NULL error Web UI**

Fixed an unexpected NullPointerException (NPE) in Web UI Extension API and added more logging to find the source of the problem. There is a hotfix for this solution that is also available to step-11.0 and step-11.0-mp1 through mp5.

■ **ISSUE-595585 - Fix for copy-paste fails in workbench when selecting multiple fields**

Fixed the copy-paste action of multiple cells in the workbench. A hotfix is available for step-11.1-mp2.

■ **ISSUE-596062 - Fix for Generate PDF action error in Web UI**

Fixed an unexpected exception error during the Generate PDF action execution in the Web UI, which was caused by a closed transaction. There is also a hotfix available for this solution that is applicable to step-11.0-mp4 and mp5.

■ **ISSUE-596147 - Fix for issue with business rule 'Generate Shortcode'**

From STEP 11.0 forward, keys with values made without In-Memory can cause errors when running with In-Memory. The keys can now be fixed by deactivating and then reactivating them. There is also a hotfix available for this solution that is applicable to step-11.0-mp4 / mp5 and step-11.1-mp2.

■ **ISSUE-596216 - Fix for missing QualifierID attribute during import**

The STEPXML-joiner pre-processor had a problem when multiple files referenced the same qualifiers. In some cases it could emit a non-existent qualifier-ID in the resulting file, that would cause the import to fail. This has been fixed. There is also a hotfix available for this solution that is applicable to step-11.1-mp1 and mp2.

■ **ISSUE-596238 - Fix for upload and insert options not appearing for Referenced Asset Representation component**

Now, it is possible to replace single asset reference content in Web UI by choosing the 'Replace asset' option when clicking on the ellipses (three dots) near the asset thumbnail on a Web UI Node Editor. It is

still possible to replace asset content with a local file via the Upload and Replace asset option in the same dialog. There is also a hotfix available for this solution that is applicable to step-11.1-mp2.

■ **ISSUE-596472 - Fix for calculated template 'RevisionEditedBy()' returning STEP ID instead of STEP Name**

Now, the RevisionEditedBy() calculated expression returns the Name instead of ID for the user. There is also a hotfix available for this solution that is applicable to step-11.1-mp1.

■ **ISSUE-596599 - Fix for issue approving object after update on data container**

Now, 'Add Data Container' and 'Delete Data Container' toolbar actions on a Global Data Container Multi Editor will correctly reflect the Approve action enabled state on Web UI Node Editor screen where the Multi Editor is configured. There is also a hotfix available for this solution that is applicable to step-11.0-mp4 and mp5.

■ **ISSUE-596842 - Fix for error when a Business Action is triggered in the Web UI with BasicESignature bind**

Fixed a problem when global business rules/local business rules with 'run privileged' flag enabled with E-Signature bind configured, on a Workflow transition caused an unexpected exception to appear in the Web UI when performing a transition via the Submit action.

■ **ISSUE-596940 - Fix for CMDM matching processor stuck at 0 percent**

Relaxed parallel constraints can now be disabled during the match and merge processing. A hotfix is available for step-11.0-mp4 and step-11.0-mp5.

■ **ISSUE-596981 - Fix for LDAP setup issue**

When STEP authenticates via LDAP, it is again able to create a user in STEP. The user is created in STEP when it is present in the ad server and not present in STEP when a login has been made via the workbench. There is also a hotfix available for this solution that is applicable to step-11.1-mp2.

■ **ISSUE-597101 - Fix for description of scheduled translation process is not set**

The ability for a user to specify a description for Schedule Translation processes in the workbench has been restored. There is also a hotfix available for this solution that is applicable to step-11.0, step-11.0-mp1 to mp5, and step-11.1-mp1 to mp2.

■ **ISSUE-597166 - Fix to allow the option to choose Event Processor in Republish Collection Action**

Now, republish nodes is available from a collection to an event processor. A hotfix is available for step-11.0-mp4 and step-11.0-mp5.

■ **ISSUE-597631 - Fix for STEP automatic heapdump creation broken on STEP 11.0**

Enabled the low memory detector for the G1 garbage collector used in STEP 11.0.

■ **ISSUE-597853 - Fix for user deletion error**

In case an endpoint gets into a bad state where its configuration is corrupted, it is not possible to delete it. This has been fixed. There is also a hotfix available for this solution that is applicable to step-11.1-mp2.

■ **ISSUE-598130 - Fix for multi-threading on outbound endpoints does not work after upgrade from 10.0 to 11.0**

Fixed a Null Pointer Exception (NPE) related to OIEP multi-threading event handling. There is also a hotfix available for this solution that is applicable to step-11.0-mp4 and mp5.

■ **ISSUE-598713 - Fix for Mac users not able to deactivate objects in Publication catalogs**

Fixed an issue with the workbench version editor not working correctly on Mac when editing the Price column.

■ **ISSUE-598773 - Fix for CMDM Web UI error - Completeness Metric Component**

Fixed a possible JavaScript error caused by classloader issues. Typical error message:
org.mozilla.javascript.EcmaError: TypeError: [JavaPackage com.stibo.completenessscore.domain.metricresult.MetricBusinessFunctionResult] is not a function, it is an object. There is a hotfix available for this solution that applies to step-10.3-mp4 / mp5 and step-11.1-mp2.

■ **ISSUE-598784 - Fix for inability to impersonate some users from the vendor user portal**

Introduced the ability to increase the number of possible impersonated users from the default 10,000. To apply this change, contact Stibo Systems Support. There is also a hotfix available for this solution that is applicable to step-11.0-mp4 / mp5 and step-11.1-mp2.

■ **ISSUE-599431 - Fix for Advanced Search 'Multi-line Hierarchy' not deleting selected products in the selector**

After opening a dialog, the node tree is opened but only with the last selected nodes. After opening a dialog, the tree should be expanded and selected nodes should be highlighted. The problem was that after opening a dialog, the latest selected nodes were not used to expand tree but were merged with the previous selected -- together with them, they were used as the initial nodes. Now, the merging part is removed, and only the latest selected nodes are used as initial.

■ **ISSUE-600388 - Fix for failure within the unmerge process**

Now, an Unmerge screen will be correctly displayed if the user, which is bound to one of the source revisions of potential duplicates, has been deleted from STEP. In this case, in all the places on an Unmerge screen that was about to show this user information (for example, step #2 - cherry picking values) will display 'missing user' instead of the deleted user information. There is also a hotfix available for this solution that is applicable to step-11.0-mp4 / mp5 and step-11.1-mp2.

■ **ISSUE-600539 - Fix data completeness percentage bar showing invalid percentage**

Introduced a possibility to disable the rounding of individual attribute scores in the Completeness Meter component in Web UI. To toggle this possibility, please contact Stibo Systems Support. There is also a hotfix available for this solution that is applicable to step-11.0-mp4 / mp5 and step-11.1-mp2.

■ **ISSUE-600829 - Fix for inaccessible system**

Fixed an issue with the ExactUniquenessCollector data profiling plugin where it would allocate more memory than it needed, which could lead to crashes for large data sets.

■ **ISSUE-601410 - Fix for Multi Selection screen not working properly**

Fixed a problem occurring when the Multi Selection screen did not display assets that did not belong to one of the configured tree navigator roots.

■ **Fix for NullPointerException encountered when using ECLASS Advanced**

Fixed NPE after installation of E-CLASS Advanced. There is also a hotfix available that is applicable to eclass-advanced-7.0.2.

■ **Fix for the Web UI Application Manager exception after changing context**

On Web UI, when a user changed context from the default and opened the Application Manager component, an exception occurred. This has been fixed.

■ **Fix for outbound endpoint not running**

Fixed an error when exporting an event for nodes that a user is not allowed to access. There is also a hotfix available for this solution that is applicable to business-action-processor-7.0.9.

■ **Fix for problems with timeout in TableRowCountEstimator**

This is a Cassandra stability improvement (to the In-Memory component) when estimating number of rows in tables.

■ **Fix for Faceted Search: main missing functionality preventing productive usage**

Fixed issue where Faceted Search keywords were aggregated from all contexts where they were context dependent, and should not have been returned.

■ **ECLASS Advanced Exporter - 'set' was incorrectly set for multilanguage attributes**

ECLASS Advanced Exporter - 'set' was incorrectly set for multivalued attributes which did not contain multiple values. This has been fixed.

■ **Fix for Faceted / Elasticsearch Configuration Error: Not able to fetch cluster Information**

Fixed an issue occurring when fetching cluster information from the Elasticsearch server. It was throwing an error.

■ **Fix for BMEcat 2005.1 import option: Add import option 'Yes & Replace'**

The EClass Advanced links can now be updated during load.



EOL ANNOUNCEMENT / DOCUMENTATION UPDATES

■ **Scheduled desupport of InDesign CC 2021**

Adobe InDesign CC 2021 will no longer be supported and will be removed as an option within the STEP InDesign Plugins with the Fall 2023 release.



PATCH

The 11.1-MP3 baseline patch can be installed with the following recipes:

```
spot --apply=to:step/platform/step-11.1-mp3.spr
```

— OR —

```
spot --upgrade=step:11.1*
```

**** Before installing the recipe provided by the SPOT --upgrade functionality, review the baseline and component versions that the system will be upgraded to before applying. Verify that the baseline and/or components are the correct versions to be applied (i.e., the versions you did testing on—and not a higher, untested version).***

Refer to the SPOT Program documentation for more information, including how to use the SPOT --upgrade command to also find compatible components that can be added at the same time as the baseline patch. SPOT Program information for on-premise systems can be found in the System Administration Guide within the Downloadable Documentation. For assistance, contact Stibo Systems Technical Services.

Note: Customers may want to search the Support Portal for their Maintenance Patch Issue Numbers. To do so, while in the Support Portal, navigate to Issues (in the header bar) and then select 'Search for Issues.' Click on the 'Advanced' option on the filtering bar, and then type in 'issue=' and the Issue number from the Maintenance Patch Notes. Press Enter or click the magnifying glass icon to run the query. **Users will only be able to view Support Portal issues for Maintenance Patch Issue Numbers that they have privileges to access. If the issue is not applicable to the user searching, then a 'No issues were found to match your search' message will be displayed.**