



RELEASE NOTES

Release 11.0-MP4

September 21, 2022

Table of Contents

- Table of Contents** 2
- 11.0 Release Notes** 7
 - Upgrade Guide and Maintenance Patches 7
 - Academy and Community Resources 8
 - Stibo Systems Academy 8
 - Stibo Systems Communities 8
 - Installation Recipe 8
- 11.0 Upgrade Guide** 9
 - Customer-driven branding flexibility 9
 - New saved searches functionality for faceted search / Elasticsearch 9
 - Simplified Matching - Merge Golden Record component model 10
 - Support, platform, and system admin information 11
 - Superseded, Withdrawn, and Deleted components 11
 - New features incorporated via 10.3 maintenance patches 12
- Performance Improvements** 13
- New Integration with Stibo DX's Content Hub DAM** 14
- Web UI Enhancements and Changes** 15
 - Customer-driven Web UI branding 15
 - User List screen improvements 18
 - New header components to improve user searches 20
 - Workflow state alignment in Tasks on the Global Navigation Panel to Web UI Styling 20
 - Typeahead List Of Values are now dynamic when users can add values 21
 - Updated link view for Breadcrumb and Tab indication 22
 - New table-based data container editor 23
 - New Browse Tab business function 24

Embedded Analytics Platform components withdrawn	26
Additional feature in summary cards	27
Faceted Search Enhancements and Changes	28
Share searches with user groups	28
Improved faceted search user experience on Search Screen	30
New super type, asset content, and reference facets	32
Exports and business actions no longer limited to run on 10,000 items	33
Elasticsearch User Group setting updates	34
Support for version 7.17 for Elasticsearch and Kibana	34
Customer MDM and Supplier MDM Enhancements and Changes	35
Automatic Machine Learning Matching Agent recommendations	35
Simplified Matching - Merge Golden Record component model	36
Match and Merge performance optimized for overly large match code groups	38
Loqate address standardization performance improvement	39
Data profiling performance improvement	39
Match Criteria documentation updated	39
Unfoldable headers and filtering for data containers in Clerical Review Task Lists	39
Task Information and Golden Record Information headers for Clerical Review	40
Configurable default column widths for Unfoldable Data Container Headers	41
Record information overflow indicator for Clerical Review	42
Match score filtering in Clerical Review	43
Data Exchange Enhancements and Changes	44
New Generic JSON out-of-the-box export option	44
Attribute information for MongoDB now includes DefaultUnitID	45
Export empty values available for Excel, CSV, STEPXML, and Advanced STEPXML	45
New Efficient processing mode for OIEPs and event processors	46
Multiple partitions now supported in OIEPs using the Kafka Delivery Method	47

- AssetPushLocation items export update 47
- New STEP Performance Analysis Tools 48**
 - STEP Performance Analysis 48
 - Using Performance Analysis tools 52
 - Workbench 52
- General Enhancements and Changes 54**
 - PIM for Retail Enhancements and Changes 54
 - New background process execution management framework 55
 - ISO Date / ISO Date and Time validation base types included in STEP Extension API 56
 - Updates to password security for users 56
 - New status icon for integration endpoints (IEPs) 58
 - New status icons for event processors 59
 - New matching event processor 'Failed (retrying)' state 59
 - New parameter to indicate externally maintained users 61
 - Improved resiliency for In-Memory databases 62
 - Enhanced table data providers now include classification data 62
 - Proof View enabled in workbench on classification objects 63
 - Timeout feature for business rule testing 63
 - Workspace relocation and realignment 64
 - New Multifactor Authentication for SaaS users 65
 - Online help / documentation changes 66
- Product MDM for Automotive 11.0 - 7.0.46 Release Notes 67**
 - Bugfixes 67
 - Auto Care 67
 - Patch Recipe 67
- Platform and Software Support Changes 68**
 - Current Updates 68

Future Updates and End of Life Notifications	68
Miscellaneous Bugfixes	70
11.0-MP1 Maintenance Patch Notes	82
New Features	82
Bugfixes	82
Documentation Updates	92
Patch	93
Product MDM for Automotive 11.0 - 7.0.47 Patch Notes	94
Bugfixes	94
Auto Care	94
TecDoc	94
Patch Recipe	94
11.0-MP2 Maintenance Patch Notes	96
New Features	96
Bugfixes	100
Documentation Updates	111
Patch	112
Product MDM for Automotive 11.0 - 7.0.48 Patch Notes	113
Bugfixes	113
Auto Care	113
TecDoc	114
Patch Recipe	114
11.0-MP3 Maintenance Patch Notes	115
Bugfixes	115
Documentation Updates	117
Patch	117
11.0-MP4 Maintenance Patch Notes	118

New Features	118
Bugfixes	120
Documentation Updates	130
Patch	130

11.0 Release Notes

These release notes describe the new, enhanced, and changed features provided with the release. Some changes may require action, so review these notes carefully. These notes complement the Stibo Systems Enterprise Platform (STEP) Online Help, which includes in-depth information on previously existing and new system functionality, including detailed explanations and step-by-step instructions for use, when appropriate.

Some of the changes and highlights of the 11.0 release include updates in the following areas:

DAM integration — supporting enterprise requirements of a seamless PIM integration with external DAM optimized for CUE (Product MDM + Stibo DX)

Scheduled auto-submissions — addressing manufacturers' need to rely on automation to perform submissions to their various channels in PDX (Product Data Exchange)

Match recommendations through ML — improving operational efficiencies and productivity through automating repetitive and time-consuming data stewardship activities, e.g., clerical review (Customer MDM)

Simplified data exchange — addressing companies need to send and receive complete data in an efficient, reliable, consistent, and non-complicated manner (Platform)

Performance improvements and visibility — focusing on increasing confidence in our solutions (Product Data Exchange, Customer MDM, Platform)

Enhancement Requests — working to continuously address customer suggestions! While there is not a separate Enhancement Request release note for 11.0, many projects in the release are driven by and/or incorporate customer requests. Responding to customer feedback and delivering on enhancement requests continues to be a high priority and a key part of our strategic focus, and will continue to be in the future.

Information regarding the enhancements above and a wide variety of other enhancements and changes are included in this release note set.

Note: Product Data Exchange (PDX) release notes are now available when you log into PDX. On the left navigation panel, go to Help Center > Documentation.

Upgrade Guide and Maintenance Patches

In addition to the individual release notes, upgrading customers should read the 11.0 Upgrade Guide. This guide provides information that existing customers need to know prior to upgrading. This includes actions required for deprecated components and unsupported functionality.

The Upgrade Guide includes information about actions that need to be taken prior to upgrading.

If / when applicable at the time of your installation, read the maintenance patch notes for 11.0 to understand the full scope of changes for the 11.0 release and subsequent patches.

Important: Some functionality described within these notes is controlled via licenses and/or component installations and may not be available on your system. Questions should be directed to your Stibo Systems account manager or partner manager.

Academy and Community Resources

Stibo Systems Academy

Stibo Systems Master Data Management (MDM) Academy offers customer and partner hands-on training options to expand your knowledge on Stibo Systems MDM solutions. Information regarding our certification programs and specific classes can be found on our website: <https://www.stibosystems.com/services-support/mdm-academy>.

Stibo Systems Communities

All customers and partners are encouraged to join their respective Stibo Systems Communities to collaborate with other users. These release notes and other release materials, including videos, are also available within each Community.

Customers: <https://www.stibosystems.com/online-community>

Partners: <https://www.stibosystems.com/partners/partner-community>

Installation Recipe

The baseline can be installed using this command:

```
spot --upgrade=step:11.0
```

Instructions for installing components can be found in the SPOT Program topic in the System Administration Guide found in Downloadable Documentation. For customers that have custom add-on components and/or if Stibo Systems Support is deploying your system upgrades and patches, please submit an upgrade request via the Customer Portal (Jira).

This document is intended for use by active Stibo Systems Enterprise Platform (STEP) users and partners and describes the above and other new functionality and improvements in greater detail. It does not serve as a replacement for the Online Help, which includes additional information on previously existing and new system functionality, as well as more detailed explanations and step-by-step instructions for use, when appropriate.

11.0 Upgrade Guide

Summary

There are many benefits to keeping your system updated, including:

- Expanded solutions to support new business initiatives
- Enhanced user experience and increased efficiency
- Up-to-date security and supportability
- SaaS option available

Customer action may be required. Before upgrading the platform and its add-on components, there are certain system changes that customers need to be aware of when moving to 11.0 from an earlier version. The list that follows may not be comprehensive; however, along with the full release note set, it provides a starting point for upgrade evaluation.

Note: It is always recommended to use the latest released version of SPOT (regardless of the STEP version you are on). If upgrading via the --upgrade command, using the latest SPOT version is required.

Details

Customer-driven branding flexibility

Customers now have more Web UI Styling Options for the Web UI. These options include choosing a brand color, action button color, and overall Web UI color theme. Additionally, to better serve customers and their branding guidelines / preferences, there is a new option to choose a white background for the logo displayed at the top of the Global Navigation Panel. For more information, go to the Web UI Enhancements and Changes release note for 11.0.

New saved searches functionality for faceted search / Elasticsearch

The saving and sharing of searches is now part of the faceted search experience in the Web UI Search Screen. This allows administrators and privileged users to share default searches with user groups and eliminates users having to spend time creating their own default searches. Favorite Views are migrated to Saved Searches allowing users to retain those custom views.

Important: Additional changes were made for the faceted search solution. The updates include user interface changes. Some changes require reindexing and/or republishing to take effect. Read the Faceted Search Enhancements and Changes release note in the 11.0 release note set thoroughly before upgrading.

Updated User List screen

The User List screen has been updated for all users who upgrade to 11.0. Without additional configuration, the User List screen now features the ability to sort and filter table data, resize columns, and create new users. The table can also be configured to include additional columns of information about the system users and additional toolbar action buttons. For more information, go to the Web UI Enhancements and Changes release note for 11.0.

Empty fields export for CSV

When using the export empty values option for CSV exports, the output will be different than previous releases due to a bug fix. Exporting reference metadata when multiple references are present will now be exported correctly. Full details can be found in the Data Exchange Enhancements and Changes release note.

Performance improvements

A new Efficient mode for event handling is available for OIEPs and event processors. For some configuration scenarios, primarily long-running OIEPs and/or where downstream systems have trouble keeping up with message processing, it is advised that customers change existing configurations to use Efficient mode. New configurations use the Detailed mode by default and for backward compatibility, existing OIEPs and event processors continue to run in the Detailed mode until changed. In scenarios where the time required to remove redundant events is not beneficial, using Detailed mode will perform better. For benefit details and suggested mode settings for configuration scenarios, refer to the Data Exchange Enhancements and Changes release note in the 11.0 release note set. Additional information about performance updates can be found in the Performance Improvements release note.

Simplified Matching - Merge Golden Record component model

The Matching - Merge Golden Record component model operates with a potential duplicate reference type which tells the user at a glance if a golden record is in a Clerical Review workflow. Prior to this release, the potential duplicate reference type needed to be multi-valued, and a matching algorithm ID (MAID) attribute was needed as metadata on the reference type, which told the user which matching algorithm was being used on that golden record. However, this method of operating meant that more than one matching algorithm could be applied to the same golden record, placing it in multiple Clerical Review workflows, which could be confusing to users.

With this release, the Matching - Merge Golden Record has been simplified so that only one matching algorithm can operate on a golden record at a time. The potential duplicate reference type and potential duplicate match algorithm ID are now single-valued, so that one record cannot have more than one potential duplicate reference, and thereby can only exist in one Clerical Review workflow. As such, the MAID attribute is no longer relevant, as there is no need to differentiate between multiple potential duplicate references.

Stibo Systems will provide an auto-upgrader to change the potential duplicate reference type to single-valued without disrupting the rest of STEP. However, the auto-upgrader cannot account for all scenarios in STEP, and some users must upgrade manually. Contact your Stibo Systems account manager or partner manager to begin the process. For more information, refer to the Customer MDM and Supplier MDM Enhancements and Changes release note.

Support, platform, and system admin information

The following items are desupported or removed with the 11.0 release (or as indicated):

- Adobe InDesign CC 2019 and CC 2020 are no longer supported and have been removed as options within the STEP InDesign Plugins.
- Support for the 9.1 version of STEP ended January 1, 2022.

Note: Support for the 9.2 version of STEP ends August 1, 2022, and support for 9.3 ends November 1, 2022. Support for the 10.0 version ends May 1, 2023, and support for 10.1 ends December 1, 2023.

Support for the following was added in the 11.0 release:

- Windows 2022
- RHEL / Oracle Linux 8.5
- Adobe InDesign CC 2022 is available with 11.0 and also with 10.3 (MP4). Support for Adobe InDesign CC 2021 continues.

Platform and Software Support information can be found in the Platform Support section. And, 11.0 Platform and Software Support changes can be found in the 11.0 release note set.

Superseded, Withdrawn, and Deleted components

Some components are moving into a new stage within the component removal lifecycle with the 11.0 release. The purpose of these component status changes is to simplify the component list, minimize support on components that have an improved substitute, and to remove clutter and uncertainty as to which component (s) to use. **For users, this means that after components are superseded, they are later withdrawn (also referred to as deprecated). Previously withdrawn components are now being removed (status = deleted). Alternate components have previously been announced, and it is very important for customers to make sure they are using those recommended components prior to upgrade.**

- The Web UI Data Container Table View Editor component is superseded and will be withdrawn in a future release. Refer to the 'New table-based data container editor supports editing multivalued attributes' section of the Web UI Enhancements and Changes release note.
- The Embedded Analytics Platform (EAP) Web UI components are withdrawn. Details can be found in the 'Embedded Analytics Platform components withdrawn' section of the Web UI Enhancements and Changes release note.
- The 'Detailed' Event Mode option in workbench is withdrawn. It will be removed in a future release. Refer to the 'New Efficient processing mode for OIEPs and event processors' section of the Data Exchange Enhancements and Changes release note.

Important: Prior to upgrade, customers should be aware of any maintenance patch updates that came out in earlier releases. The projects below were covered in the maintenance patch notes for 10.3, which can be accessed via the 10.3 Release > 10.3 Maintenance Patch notes section of the documentation.

New features incorporated via 10.3 maintenance patches

- Proxy support available for Lionbridge V1 and SDL Asynchronous translations (10.3-MP4)
- Proxy support available for Faceted Search (10.3-MP4)
- Faceted Search enhancements and changes (10.3-MP4)
- REST API V2 added to baseline (10.3-MP4)
- InDesign CC 2022 (CC17) support added (10.3-MP4)
- Dun & Bradstreet (D&B) end-of-life for Direct 2.0 API (10.3-MP4)
- DSA key support update / Cluster SSH Configuration topic updates (10.3-MP2)
- New List Processing 'Find Similar Master Data' operation (10.3-MP2)
- Workbench latency improvements (10.3-MP2)
- Profiling performance improvements (10.3-MP2)
- New 'Select None' button for 'Classification roots for inherited attributes' field (10.3-MP2)
- 'Classification roots for inherited attributes' improvements for Smartsheets (10.3-MP2)
- New Browse Tab business function (10.3-MP2)
- Updates to password security for users (10.3-MP2)
- Updates to table header filters (10.3-MP2)
- Updates to working in the Approved workspace (10.3-MP2)
- Machine Learning Matching Agent (MLMA) allows downloadable ML scores (10.3-MP1 / 10.3-MP2)
- Faceted search now available for Asset Content and Asset References (10.3-MP1)
- Ability to restrict display of basket in Global Navigation Panel (10.3-MP1)
- Introduction of the 'Classification roots for inherited attributes' parameter (10.3-MP1)
- Support for version 7.14 for Elasticsearch and Kibana (10.3 / 10.3-MP1)

Performance Improvements

The following improvements have been made that positively impact performance throughout STEP:

For details on these topics, refer to the Customer MDM and Supplier MDM Enhancements and Changes release note.

- Performance for Match and Merge is improved when processing overly large match code groups, by using multiple CPU cores on application servers more efficiently. This functionality is used in Matching, Profiling, and Automotive solutions.
- Performance is improved for profiling large data sets. This functionality is used in Matching and Profiling solutions.
- The impact of business rules used in matching and data profiling is improved. This functionality is used in Matching and Profiling solutions.
- Performance is improved when using Loqate address standardization with CASS validation for US addresses.

Workbench users will notice faster response times when managing business rule configurations, specifically when mapping data in imports and exports, and navigating hierarchies in the Tree. This faster response time increases user efficiency.

The Workbench Launcher has new troubleshooting options when errors occur, allowing the user to clear their cache when encountering an error in either the bootstrap or launcher phase, or to update the launcher to the newest available version. This will result in faster resolutions to errors when launching.

For details on prioritizing queued BGPs execution for better utilization of server resources, refer to the General Enhancements and Changes release note.

For details on improvements made to resiliency for In-Memory databases, refer to the General Enhancements and Changes release note.

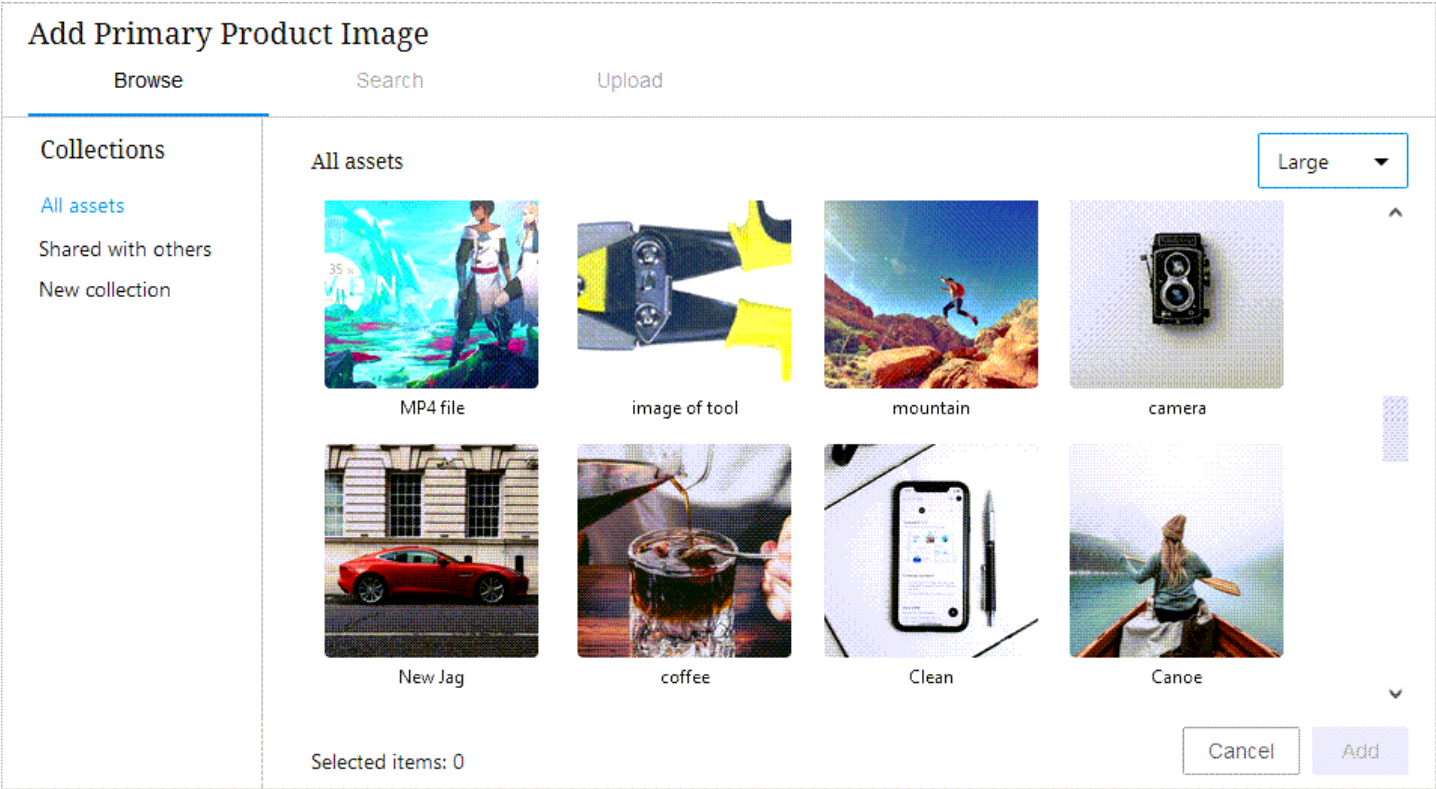
A new 'Efficient' Event Mode option has been added to the OIEP and event processor configurations, which will provide more efficient event handling. Events are only added to a given queue for object and event type combinations that do not already exist on the queue. This enhancement reduces redundant processing, which saves time and increases performance. For more information, refer to the Data Exchange Enhancements and Changes release note.

Running JavaScript when using a business action or condition operates much faster. For more information, refer to the Business Action: Execute JavaScript topic in the Business Rules documentation.

A new STEP Performance Analysis interface gives users three analysis tools: Health Checks, Activity Tree, and Events. Using these tools can help to identify slow-running processes and correlate issues with event queue activity to identify whether business rule logic, data objects, and/or event handling are contributing to poor system performance. For more information, refer to the New STEP Performance Analysis Tools release note.

New Integration with Stibo DX's Content Hub DAM

A new and improved External DAM Adapter supports real-time search and browsing for assets in the external DAM, upload via STEP to DAM, and honoring of user privileges. The External DAM Adapter is optimized towards integration between the Stibo Systems Enterprise Platform (STEP) and Stibo DX's Digital Asset Management (DAM) tool, the Content Hub DAM. This integration is optimized for customers with access to both tools, enabling them to bring assets stored in the Content Hub DAM directly into product information stored in STEP. Additionally, the capabilities offered with this feature can also be applied via integrations with other DAMs, dependent on the API and a custom extension.



When either the Referenced Asset Representation component or References component is configured on a Node Editor, the connection between the STEP Web UI and the Content Hub DAM enables users to:

- Perform fast, real-time searches of assets in the Content Hub DAM to link to objects in STEP.
- Browse through all the Content Hub DAM assets or specific collections built in the Content Hub DAM to find the desired asset while in the Web UI.
- Create asset references from the Content Hub DAM to product information in the Web UI.
- Upload assets from your personal machine to both the STEP object and the Content Hub DAM.

For more information on configuring this connection and using it in the Web UI, refer to the Integration with Content Hub DAM topic in the Web User Interfaces documentation.

Web UI Enhancements and Changes

Summary

The following enhancements and changes have been made to the Web User Interface:

- **Customer-driven branding** customization options have been expanded in the Web UI.
- The **User List screen** now supports management of configured users, including adding, editing, and deleting system users.
- **New header** components have been added to enable more powerful user searches.
- The look and feel for **workflow states in Tasks** on the Global Navigation Panel is now in alignment with styling throughout Web UI.
- **Typeahead List Of Values** are now dynamic when users can add values, and a scroll bar appears for ten or more values in a list.
- On a Node Details, the **breadcrumb** is now blue to indicate they are links.
- A new **table-based editor for Data Containers** is now available that improves upon and supersedes the Data Container Table View Editor.
- A new **Browse tab** on a Node Picker Dialog called 'Node Selector Function' enables users to select a business function.
- The **Embedded Analytics Platform** solution is no longer available for STEP.
- **Summary cards** can now have a thumbnail of an image referenced by the object.


Details

Customer-driven Web UI branding


The ability to incorporate your company's logo and colors into the Web UI has been expanded, enabling product managers to design and customize their Web UIs with additional precision. Prompted by significant interest from users, this update provides admins with the tools needed to create Web UIs that better conform to their company aesthetic, are pleasing to the eye, and give visual primacy to the customer's brand.

Via the Web UI Style tab in the designer, the Web UI can now be customized in the following ways:

- A white background can be chosen to display behind the logo image at the top of the Global Navigation Panel in both the collapsed and expanded versions of the panel.



- One of three color schemes can be selected for the Global Navigation Panel to better align the Web UI visual design with your selected logo image: the default Skagerrak blue, light gray, and dark gray. The color scheme chosen affects not only the Global Navigation Panel color, but also how table headers and homepage widget headers are shaded. With Skagerrak blue selected, those headers display with a light blue color; with light or dark gray selected, those headers display with a light gray color.



- With either the light gray or dark gray color scheme selected, the appearance of action buttons throughout the Web UI can be adjusted to display as 'Bright' (the default option), which is turquoise,



or 'Muted,' which is a dark cyan color.



- Select any color to serve as either the background for your logo at the top of the Global Navigation Panel, the lines that divide the various sections in the Global Navigation Panel, or both.

It should be noted that the Stibo Systems logo that displays at the bottom of the Global Navigation Panel is fixed in place and cannot be replaced or removed.

For more information on configuring a global style for your Web UI, refer to the Designer Web UI Style Tab topic in the Web User Interfaces documentation.

User List screen improvements

The capabilities of the User List screen have been expanded to better empower admins to manage their users in the Web UI.

User List

Select all
 Clear all filters
 Mark Different
 Hide Equal

ID	Name	User Email	User Groups	User Information
AMKAQ	amkaq		Super Users	
ANDREW MA	Andrew Ma	AndyMa@bigsky.com	Fashions Direct District Managers	Works directly with buyer
ANNELIE ZUBAR	Annelie Zubar		Lindseys District Managers	
ARNOLD	Arnold		Super Users	
BRAD SUTTON	Brad Sutton	suttonking1210@gmail.com	Lindseys District Managers	Has requested being added to super
BUYER1	buyer1		Buyer Group	
CARLOS GRILO	Carlos Grilo		Fashions Direct District Managers	Needs VPN to access system
CHRIS MCGURK	Chris McGurk	ChrisMcg@acme.com	Lindseys District Managers	
CMDMTPM	CMDMTPM		Super Users	
COPYWRITER1	Copywriter1		DTP Managers Marketing Copy Group	
DBA	DBA		Super Users	
DNB1	DnB1		D&B Users	
DTPUSER	DTPUser		Super Users Merchandiser Managers	

The updates to the User List screen are:

- Admins can now configure the screen. By adding the new User List Global Representation component to the Global Representation List, admins can add and configure desired toolbar actions to the top of the table (including business actions and the ability to remove users via a 'Delete' button), and add additional user-specific attributes to display in a configurable display of columns. In the screenshot above, the column 'User Information' has been added.
- All columns displaying on the User List screen now allow for column re-sizing, table sorting, and table filtering. This gives admins the ability to more clearly display user data, and more easily locate specific users, thus speeding the time required for admins to complete user-related tasks in the Web UI.
- Data displaying in the default attribute columns for the User List screen—ID, Name, User Email, and User Groups—can now be edited within the screen. Additional attribute columns configured for the table are also editable.
- The 'Create User' button is now found by default in the toolbar above the table, and allows admins to also add the new user's email address when creating a new user.
- The Hide Equal, Mark Different, and Duplicate from Grid action buttons are now added to the toolbar by default.
- A new 'User List Link' component enabling one-click access to the User List screen is now available via the 'Links' component. This component can be added to the Links Widget on the homepage, and the Links

component in the Global Navigation Panel. This provides users with easier access to the User List screen than the link available via the System Settings option.

All users who update to 11.0 will have the updated User List screen described above. In order to add additional attribute columns and toolbar action buttons to the table shown on this screen, admin users must first add the User List Global Representation component to the Global Representation List and then configure the component.

For more information on the User List screen, refer to the Web User Interfaces documentation.

New header components to improve user searches

Two new table header components, User Email Header and User Groups Header, are now available to be configured on Node Lists via these display modes: Table, Multi Edit, Compare, Grid, and Sequencing.

These new components can enable, for example, configuration of the User Email and User Groups columns in the Advanced Search screen, thus allowing a search of users to display results that include these important data points.

For more information on Node Lists and the various display modes, refer to the Node List Component topic in the Web User Interfaces documentation.

For more information on the Advanced Search screen, refer to the Advanced Search topic, also in the Web User Interfaces documentation.

Workflow state alignment in Tasks on the Global Navigation Panel to Web UI Styling

The look and feel for workflow states in Tasks on the Global Navigation Panel, is now aligned with the Status Selector on the Global Navigation Panel and the Status Selector Homepage Widget for font size, weight, color, and word wrapping. Additionally, if a workflow state is empty, the state name and count displays consistently with other disabled text throughout Web UI.

Tasks

Groups

Product Data Enrichment	35
Stage One- Review Data Enrichment	12
State One-Confirm Data Accuracy	0
Move to Publication Group	1

Order Process

Initiate

	Critical	Error	Normal flag
Product Data Enrichment	0	0	35
Stage One-Review Data Enrichment	0	2	10
Stage One-Confirm Data Accuracy	0	0	0
Move to Publication Group	0	0	1
Total	0	2	46

Workflow

Order Process

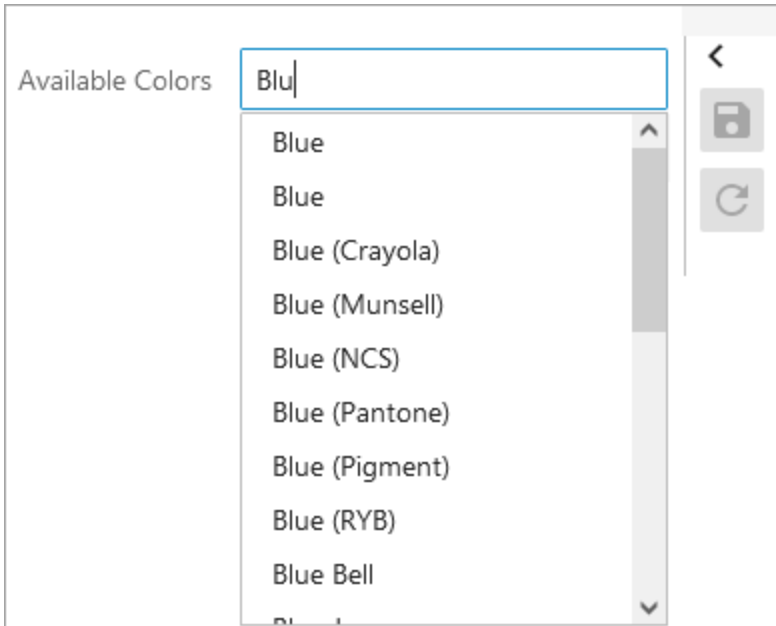
	Critical	Error	Normal flag
Product Data Enrichment	0	0	35
Stage One-Review Data Enrichment	0	2	10
Stage One-Confirm Data Accuracy	0	0	0
Move to Publication Group	0	0	1
Total	0	2	46

For more information on workflows in Web UI, refer to the Workflows in Web UI topic in the Using a Web UI section of the Web User Interfaces documentation.

Typeahead List Of Values are now dynamic when users can add values

For an attribute with List Of Values (LOV) validation where the LOV is set to allow users to add values, the displayed values list will adjust once the third character is entered, and will continue to adjust as more values are typed.

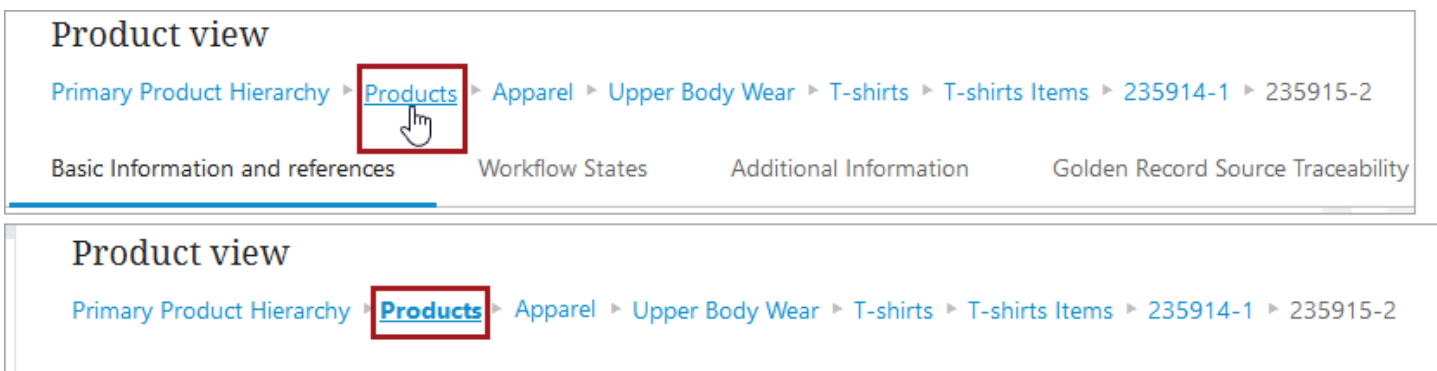
Additionally, if the LOV has more than ten values, a scroll bar will now display inside the values list, enabling users to navigate through the list easier. If the LOV does not have more than ten values, it will adjust accordingly. These changes enable users to work quickly and more effectively when filling out information on products.



For more information on creating and maintaining attributes, such as LOV attributes, refer to the Attribute and LOV Creation and Maintenance in Web UI topic in the Using a Web UI section of the Web User Interfaces documentation.

Updated link view for Breadcrumb and Tab indication

A Breadcrumb, which is added to a Below Title parameter located under Child Components on a Node Detail screen, is now blue to indicate that there are clickable links, and when hovered over with a mouse, an underline appears underneath the link in focus. Additionally, when a user lands on a page and presses the Tab button, the breadcrumb link in focus is underlined and in bold. Previously, the links in a Breadcrumb were gray and would only turn blue with an underline if the link was in focus. Turning all of the links blue now shows users they are navigable links, and there is clear indication as to which link is in focus.



For more information, refer to the Below Title Component and the Below Title Breadcrumb topics in the Using Web UI section of the Web User Interfaces.

New table-based data container editor

A new Web UI table-based editor for data containers called 'Globally Configured Multi Edit Data Container' provides a more streamlined and user-friendly experience for end users. This component can be applied to both entities and products where users can view, edit, add, or delete the records with an entity or product selected. It also supports editing multi-valued attributes and features like sorting / filtering along with other standard table-based features. This new component improves upon and supersedes the 'Data Container Table View Editor' component, which will be deprecated and withdrawn in a future release.

Node Details

Primary Product Hierarchy > Products > AllPens > Waterproof > Gel > Gel-003

Data Containers NodeEditor

ID: 100487
Name: Gel-003

Employee

	*EmpName	ID	*EmpExperience	*EmpLocation	JoiningDate	Prod Ref	SingleReference	MultiValueText	EmpCalculated	+ Employee...
<input type="checkbox"/>	John	26551	4	UK	02-Mar-2022	InkRF-003	BP-001_D	List	26551	fa
<input type="checkbox"/>	Simran	26562	1	USA	02-Mar-2022	Gel-001	BP-001_D		26562	fa
<input type="checkbox"/>	Vicky	26566	3	UK	02-Mar-2022		Gel-003	One	26566	fa
<input type="checkbox"/>	Tom	27193	6	INDIA	13-Mar-2022				27193	fa
<input type="checkbox"/>	Charles	27495	12	GERMANY	18-Mar-2022			Three	27495	fa
<input type="checkbox"/>	Twinkle	27506	2	INDIA	18-Mar-2022				27506	fa

Number of Items: 8; Selected Items: 0

The Globally Configured Multi Edit Data Container component can be added to a Node Details screen. The table columns are configured using the 'Multi Edit Table View' component, also new with the 11.0 release, located within 'Global Data Container Representations'.

Multi Edit Table View

Title with Dialog View

Title with Unfold View

Each data container object is represented by an editable table. This component allows user to add, delete, and edit data containers. Can be applied to both entities and products. This component is not the same as Multi Edit Display Mode and will not have the same Header options.

Applies to:

- Globally Configured Multi Edit Data Container (e.g. in a Node Details Screen)

Filter

Show deprecated components

Cancel Add

Multi Edit Table View component is not the same as Multi Edit Display Mode and will not have the same header options.

For more information, refer to the Globally Configured Multi Edit Data Container topic in the Data Containers in Web UI section of the Web User Interfaces documentation.

New Browse Tab business function

A new parameter field for the Browse tab on a Node Picker Dialog called 'Node Selector Function' enables users to select a business function that brings the user directly to the desired node.

This functionality was introduced with 10.3-MP2. This release note is also available in the 10.3-MP2 Maintenance Patch notes in the online help documentation.

Edit component

Browse Tab Properties

Component Description Tab page for a NodePickerDialog that displays a tree control

Node Selector Function ... Clear

Tree Service <Select an option> Edit...

The ability to select a business function that returns a specific node aids users who need to make numerous references throughout their work day. Being brought directly to the relevant node saves valuable time and enables them to complete their tasks more efficiently instead of having to navigate to the desired node each time.

To enable, users must select a business function for the 'Node Selector Function' written in JavaScript that has a Return Type of 'Node.'

☐ Edit Operation
✕

JavaScript Function ▾

Binds: 🔑 Binds

Variable name	>	Binds to	>
---------------	---	----------	---

Messages: 🔑 Messages

Variable name	>	Message	>	Translations	>
---------------	---	---------	---	--------------	---

Input Parameters: 🔑 Parameters

Parameter name	Type	Description
node	Node	node

Return Type: 🔑 Return Type

Return Type	>
Node	

JavaScript:

1 return Node.getParent();

[Edit externally](#)

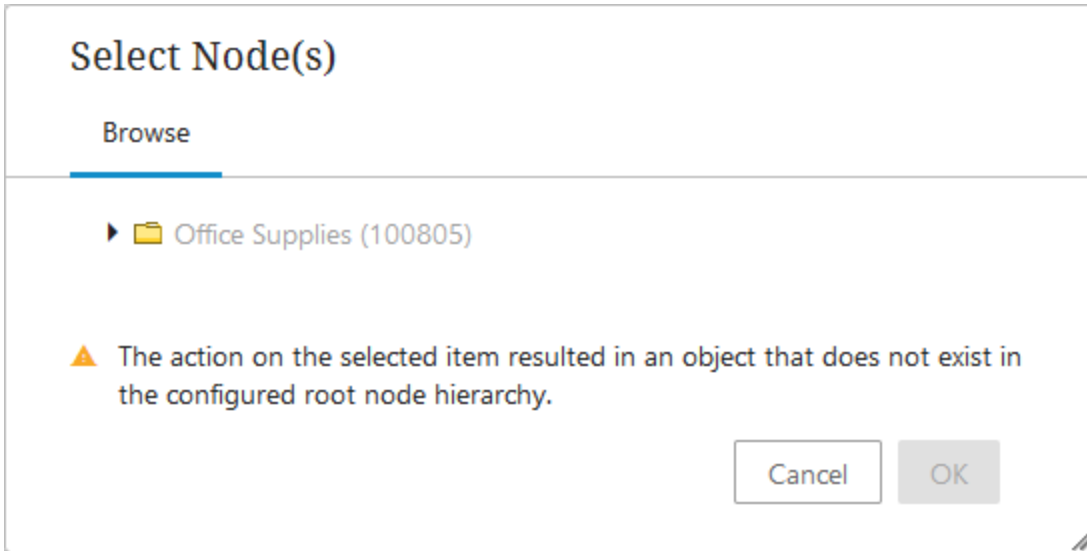
Save
Test JavaScript
Cancel

The business function selected in the 'Node Selector Function' field will be executed only if the user has selected one object and the starting node exists.

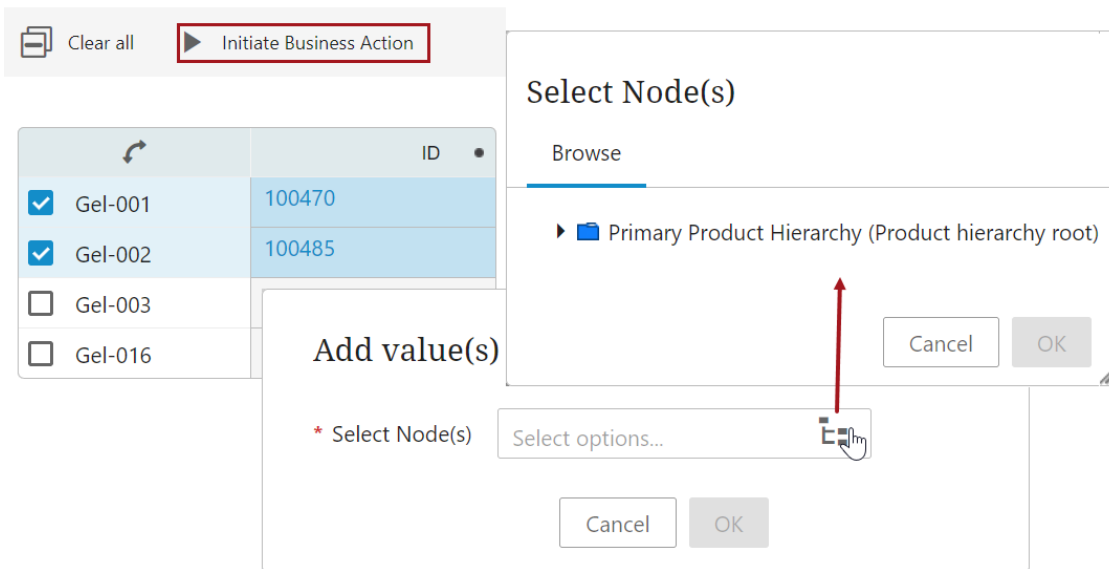
If the business function configured in the Node Picker Dialog returns a node that does not exist in the static root node hierarchy, a warning message displays, and the user can manually navigate to the desired node.

© Stibo Systems - Confidential - Release 11.0-MP4 (September 21, 2022)

25



If more than one object is selected, the 'Node Selector Function' field will be ignored and the top-most node in the hierarchy will display.



For more information on the new 'Node Selector Function' parameter, refer to the Node Picker Dialog topic in the Web User Interfaces documentation.

Embedded Analytics Platform components withdrawn

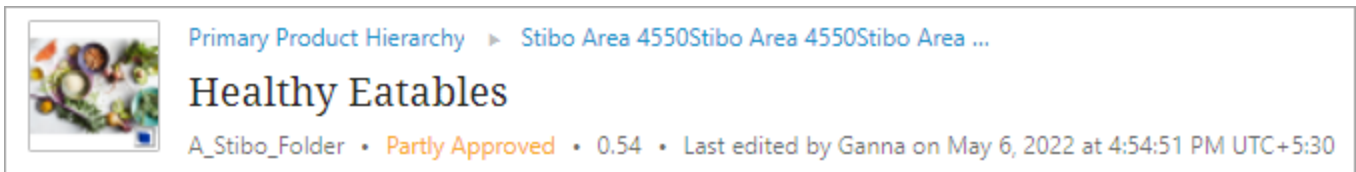
The Embedded Analytics Platform (EAP), powered by Sisense, solution is no longer available, and the corresponding components have been withdrawn from Web UI:

- Embedded Analytics Platform Widget
- Embedded Analytics Platform Screen
- Embedded Analytics Platform Flyout Panel (configured as an 'Analytics' button on a Node Details screen)

If a customer has Power BI, they can still configure the Power BI Analytics Flyout Panel (configured as an 'Analytics' button on a Node Details screen). It is only the Sisense version of the Analytics button that has been withdrawn. For more information on our existing analytics offerings, refer to the Analytics section of documentation.

Additional feature in summary cards

Summary cards for products, classifications, and entities can now have a thumbnail of an image referenced by the object being worked on.



The new parameter, found in the summary card properties in the designer (shown below), is 'Thumbnail Reference Type.' When an image-based reference type is selected, a thumbnail of that image displays in the leftmost part of the summary card. If there are multiple images linked to the same reference type which is selected in the summary card, the image thumbnail will select the first image linked to the product, entity or classification. If no reference type is selected, no image thumbnail will be displayed. The thumbnail can be clicked to view a full size image.

Product Summary Card

[go to parent](#)

Component Description The Product Summary Card displays information about a Product in a predefined template below the screen title.

Primary Summary Card Section Edit...

Secondary Summary Card Section Edit...

Thumbnail Reference Type ... Clear

Additionally, the Product Sufficiency Card has also been updated and now enables display of a thumbnail image.

For more information on summary cards, refer to the Below Title Component topic in the Web User Interfaces documentation.

Faceted Search Enhancements and Changes

Summary

The following enhancements, introduced in release 10.3-MP4, have been made to the faceted search solution, which offers a modern search experience powered by Elasticsearch:

- Administrators can configure, save (including the screen layout), and **share searches with user groups**, ensuring that users view the intended objects on a Search Screen. Privileged users can also access the new 'Share searches' functionality.
- The Search Screen includes an **improved faceted search user experience** with consolidated search configuration options. Fewer tabs and menus result in a streamlined look for the screen while including all of the functionality.
- The Search Screen now includes pre-configured super type, **asset content, and asset reference facets**, enabling users to find assets based on keywords, approval status, and other attributes regardless of the storage location (STEP or a DAM), content, or reference status.
- More than **10,000 items** can now be selected for exporting or running a business action, which expands the available Search Screen functionality for larger datasets.
- **Elasticsearch User Group** settings have been removed only for 'Node field' rows in the Elasticsearch Configuration in workbench, allowing all users to access STEP system attribute data in the Search Screen.
- The Search Screen works with the latest versions of **Elasticsearch and Kibana** to remain current and continue to be supported with third-party technologies.

Elasticsearch is used by the Web UI Search Screen and is activated by the Faceted Search User Experience commercial license. Contact your account manager or partner manager to begin the process of enabling licenses for your system.

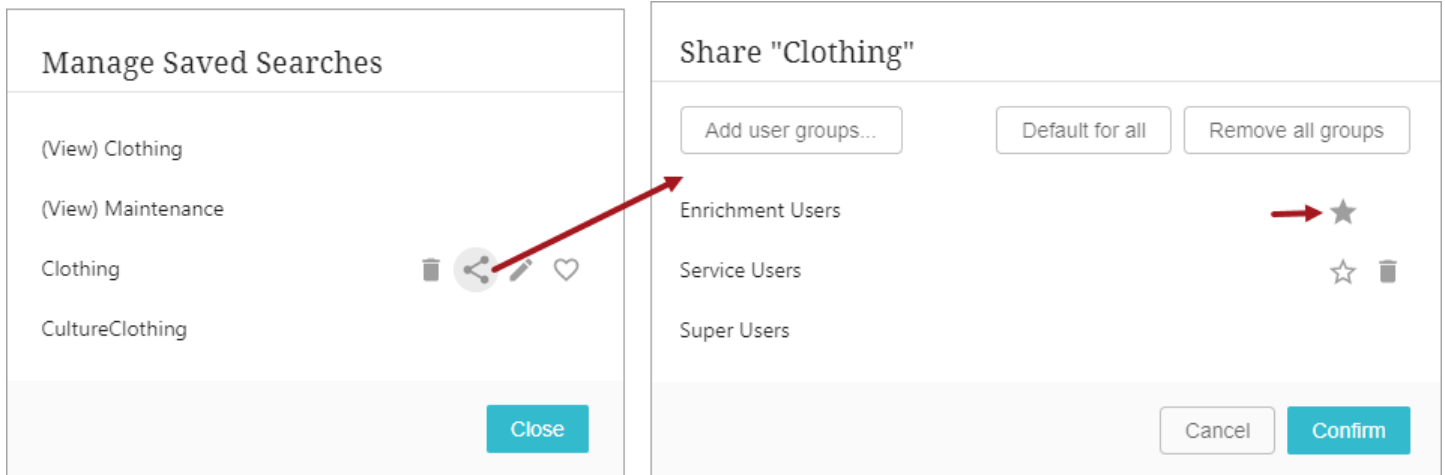
Some changes require reindexing and/or republishing to take effect, as noted in the individual sections below.

Details

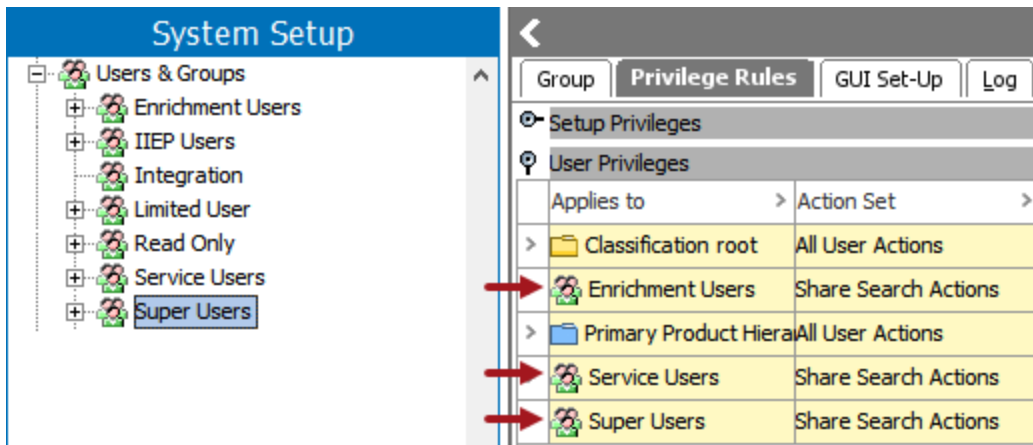
Share searches with user groups

Administrators can now configure the Search Screen based on role and task, save the settings, and then share that configuration (including a suggestion that it be the default search) with all members of the selected user group(s). Administrator-configured shared searches allow users to be confident that they are working from an appropriate search result set. Since saved searches include the view settings, display settings, facet settings, and search bar text, sharing a search provides users in a group with a customized interface and removes the need for them to understand the data model. Users can identify the default recommended search and make a local copy with their own modifications without impacting other users. Given the necessary privileges, users can also share saved searches including the user interface settings with each other. The functionality to share a search via URL is still possible but does not include the user interface settings.

From the 'Search configuration' button in the Web UI Search Screen, the 'Manage Saved Searches' dialog displays the share button only for users in a group with the 'Share Search With Group' user action. The Share dialog includes the 'Add user groups' button, which allows the user to select one or more of the groups configured to receive shared searches. Clicking the star button suggests the shared search as the recipient's default search. The default suggestion can be set for individual groups or for all groups by clicking the 'Default for all' button. The default suggestion can be set for individual groups or for all groups by clicking the 'Default for all' button.



Workbench setup includes specifying user groups that can receive shared searches by adding them as a User Privilege on the sharing group's Privilege Rules. In this example, the required 'Share Search With Group' user action is added to an Action Set named 'Share Search Actions' (shown below) which allows the Super Users group members to share searches with the Enrichment Users, the Service Users, and the Super Users groups.



For more information, refer to the Search Screen Search Configuration topic in the Web User Interfaces documentation.

Improved faceted search user experience on Search Screen

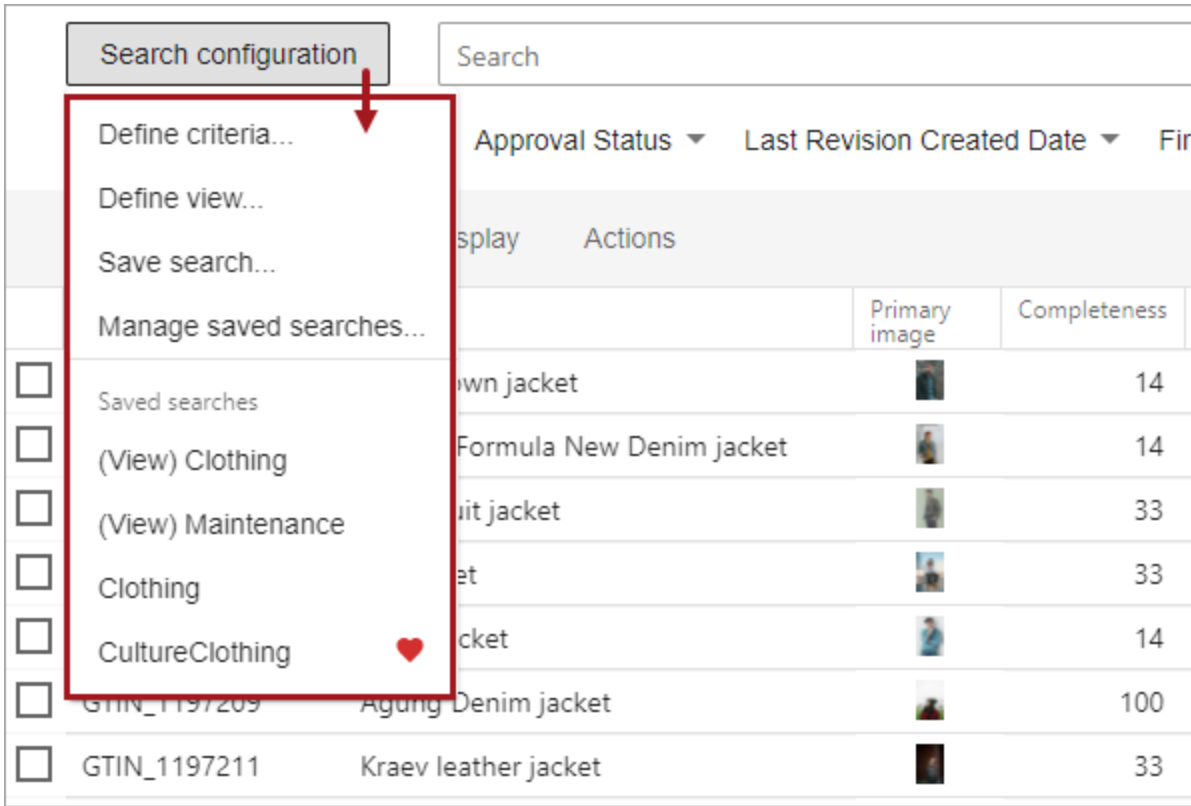
Previously on the Search Screen, separate menus and dialogs allowed access to views (which define the attributes visible in the search results) and saved searches (which store the selected settings for a repeatable search). Additionally, a variety of options to refine and act on the search results were handled using several tabs, like Select and Export. While users could configure an effective search for routine tasks, the configuration required setup in several areas on the screen.









The user experience improvements in this release streamlines the Search Screen to reduce the number of tabs and to gather the configuration options in a single new 'Search configurations' button.

The configuration element improvements include:

- The 'Define criteria' option for configuring the static facets that are displayed - replaces the 'Add Criteria' button which is removed.
- The 'Define view' option for configuring the data displayed for search results - the previously available 'View' tab is removed, and the 'Favorite Views' and 'Save View as Favorite' options are incorporated into the improved 'Saved search' functionality on the 'Search configuration' button. When defining a view, the standard attributes (ID, Name, Path, and Primary Image) are now identified as 'Static attributes,' which can be removed from the view if desired.
- The 'Save search,' 'Manage saved searches,' and 'Saved searches' options for saving, configuring, and running reusable searches - the previously available 'Searches' tab is removed, and these options are incorporated into the 'Search configuration' button.

For existing faceted search users, updating to this release retains existing saved searches and migrates existing views, which are displayed in the Saved searches list with '(View)' prepended to the name. Users can manually edit the name of a search or delete it as necessary.



	Primary image	Completeness
<input type="checkbox"/> Saved searches		
<input type="checkbox"/> (View) Clothing		
<input type="checkbox"/> (View) Maintenance		
<input type="checkbox"/> Clothing		
<input type="checkbox"/> CultureClothing 		
<input type="checkbox"/> GTIN_1197209		14
<input type="checkbox"/> GTIN_1197210		14
<input type="checkbox"/> GTIN_1197211		33
<input type="checkbox"/> GTIN_1197212		33
<input type="checkbox"/> GTIN_1197213		14
<input type="checkbox"/> GTIN_1197214		100
<input type="checkbox"/> GTIN_1197215		33

The updates to options on tabs include:

- The 'View' tab is removed.
- The 'Select' tab (with 'All' and 'None' options) is renamed as a single button with the label 'Select all' or 'Clear all' (based on the current selections).
- The 'Show as' tab is renamed to 'Display' and allows search results to be displayed as cards or in a table.
- The 'Actions' tab is moved to the left and now includes either the 'Export' or 'Export all' option (based on the selected products).
- The 'Export' tab and the 'Export current view' option are removed.
- The currently displayed search configuration is identified below the Search button and shows '(edited)' if the saved search has been modified. The user can update the existing saved search or create a new saved search from the current settings.

John Bugaden • English US • Main

Search configuration Search

Approval Status Brand (1) Category Completeness Show more... Clear Search

Select all Sorting Display Actions ✓ "CultureClothing"

ID	Name	Primary image	Brand	Completeness	Approval Status
<input type="checkbox"/> GTIN_1197209	Agung Denim jacket		Angel Ego Women Wear	100	Partly approved
<input type="checkbox"/> GTIN_1197211	Kraev leather jacket		Angel Ego Women Wear	33	Partly approved
<input type="checkbox"/> GTIN_1197212	Bretta vest		Angel Ego Women Wear	14	Partly approved
<input type="checkbox"/> GTIN_1197213	Bundo coat		Angel Ego Women Wear	33	Partly approved
<input type="checkbox"/> GTIN_1197214	Huseyin leather jacket		Angel Ego Women Wear	33	Partly approved
<input type="checkbox"/> GTIN_1197215	Ksenia jacket		Angel Ego Women Wear	33	Partly approved
<input type="checkbox"/> GTIN_1197216	Matt leather jacket		Angel Ego Women Wear	33	Partly approved
<input type="checkbox"/> GTIN_1197217	Ramiz leather jacket		Angel Ego Women Wear	33	Partly approved
<input type="checkbox"/> GTIN_1197253	Hannah Denim jacket		Angel Ego Women Wear	14	Partly approved

No More Results

9 items, 0 selected, sorted by **Relevance**

After patching, the updates are immediately visible in the Search Screen; republishing is not required for these improvements.

For more information, refer to the Search Screen Details topic in the Web User Interfaces documentation.

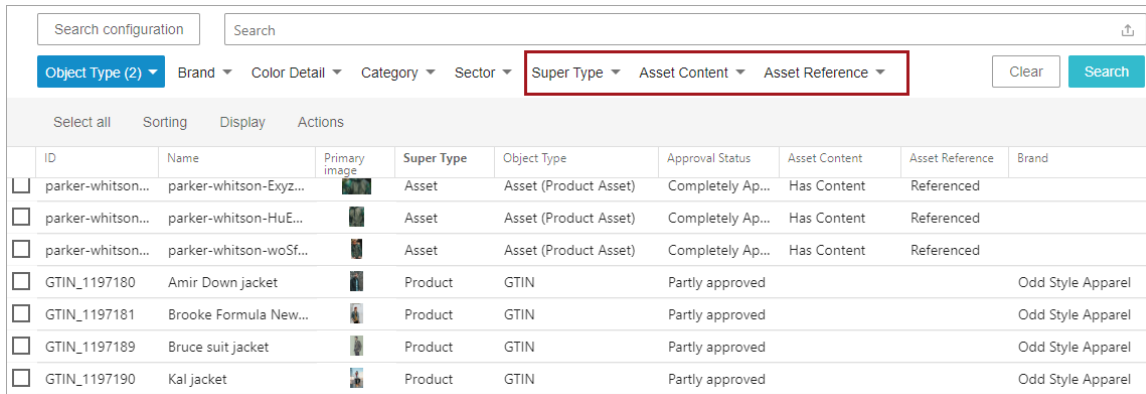
New super type, asset content, and reference facets

New default 'node fields' in the Elasticsearch Configuration wizard Data Specifications step allow the Search Screen to be configured to display super types and asset-related data as facets. Previously, the object type facet was required to create a search based on super type, and often required selecting multiple values. With the new Super Type facet, users can easily restrict the search results to products, classifications, and/or assets (or any combination) and then select individual object types if further refinement is needed. This new facet provides a more effective way to create product searches versus asset searches.

The new Asset Content and Asset Reference facets include assets saved in STEP and those stored externally in a DAM. Since these fields are blank for products and classifications, it is advisable to exclude them for searches that do not include assets.

After configuring and reindexing / publishing these 'node fields,' the Search Screen displays the following new asset facets:

- Super Type - The values on this facet allow users to include assets, products, and/or classifications in the search result set.
- Asset Content - The values on this facet allow users to filter assets in the search result set by 'Assets with Content' and 'Assets Without Content.'
- Asset Reference - The values on this facet allow users to filter assets in the search result set by 'Reference' and 'Not Referenced.'



The screenshot shows a search interface with a search bar and several facets: Object Type (2), Brand, Color Detail, Category, Sector, Super Type, Asset Content, and Asset Reference. The Super Type, Asset Content, and Asset Reference facets are highlighted with a red box. Below the facets is a table with columns: ID, Name, Primary image, Super Type, Object Type, Approval Status, Asset Content, Asset Reference, and Brand.

ID	Name	Primary image	Super Type	Object Type	Approval Status	Asset Content	Asset Reference	Brand
<input type="checkbox"/>	parker-whitson... parker-whitson-Eyz...		Asset	Asset (Product Asset)	Completely Ap...	Has Content	Referenced	
<input type="checkbox"/>	parker-whitson... parker-whitson-HuE...		Asset	Asset (Product Asset)	Completely Ap...	Has Content	Referenced	
<input type="checkbox"/>	parker-whitson... parker-whitson-woSf...		Asset	Asset (Product Asset)	Completely Ap...	Has Content	Referenced	
<input type="checkbox"/>	GTIN_1197180 Amir Down jacket		Product	GTIN	Partly approved			Odd Style Apparel
<input type="checkbox"/>	GTIN_1197181 Brooke Formula New...		Product	GTIN	Partly approved			Odd Style Apparel
<input type="checkbox"/>	GTIN_1197189 Bruce suit jacket		Product	GTIN	Partly approved			Odd Style Apparel
<input type="checkbox"/>	GTIN_1197190 Kal jacket		Product	GTIN	Partly approved			Odd Style Apparel

To implement these new facets on the Search Screen:

- For an active Elasticsearch Configuration, update the Data Specifications section to indicate how the data should be accessed from the Search Screen, and reindex (and republish), as defined in the Reindex the Elasticsearch Database section of the Elasticsearch Publishing topic in the Web User Interfaces documentation.
- For new Elasticsearch configurations, the super type, asset content, and asset reference 'node fields' are each set to be a Default Facet. Consider the default settings along with the other configuration options, as defined in the Creating an Elasticsearch Configuration topic of the Web User Interfaces documentation.

For more information on Elasticsearch and Kibana, refer to the Initial Setup for Elasticsearch topic in the Web User Interfaces documentation.

Exports and business actions no longer limited to run on 10,000 items

Previously, the Search Screen prevented a user from selecting more than 10,000 items, which limited the actions that could be performed in a single process on large dataset. With this release, users can select all items in the search result set, even when there are more than 10,000. Once selected, users can export the items or run a valid business rule on the items. This allows a user to streamline their work process by executing an operation once for a large number of items, such as bulk updates or initiating items into a workflow, as well as exporting to a spreadsheet for offline review.

For large result sets, users must sculpt the search criteria to include only the necessary items since individual items cannot be unselected when more than 10,000 items are selected.

For more information, refer to the Search Screen Actions topic and the Search Screen Select All topic, both in the Web User Interfaces documentation.

Elasticsearch User Group setting updates

The User Group Permissions column in the Elasticsearch Configuration allows elements of the faceted search screens to be restricted based on user group. Previously, for the Data Specifications step of the configuration, setting User Group Permissions on 'Node field' specifications allowed STEP system attributes to be hidden in the Search Screen. With this release, the 'Node field' specifications can no longer be restricted by user group, as indicated by the yellow coloring in the cells.

Updating to this release removes only for 'Node field' specifications settings for any User Group Permissions, which means this data is now available to all Search Screen users as further defined by the checkboxes in the configuration (shown in the following image). Since permissions are not published to Elasticsearch, after patching, the update is immediately visible in the Search Screen; republishing is not required for this change.

Data Specification ID	Data Specification Type	User Group Permissions	Displayed Data	Full Text	ID Query	Default Facet	
Super Type	Node field		<input checked="" type="checkbox"/>	<input type="checkbox"/>	<input type="checkbox"/>	<input checked="" type="checkbox"/>	<input type="checkbox"/>
ID	Node field		<input checked="" type="checkbox"/>	<input checked="" type="checkbox"/>	<input checked="" type="checkbox"/>	<input type="checkbox"/>	<input type="checkbox"/>
Name	Node field		<input checked="" type="checkbox"/>	<input checked="" type="checkbox"/>	<input type="checkbox"/>	<input type="checkbox"/>	<input type="checkbox"/>
Object Type	Node field		<input checked="" type="checkbox"/>	<input type="checkbox"/>	<input type="checkbox"/>	<input checked="" type="checkbox"/>	<input type="checkbox"/>
Path	Node field		<input checked="" type="checkbox"/>	<input type="checkbox"/>	<input type="checkbox"/>	<input checked="" type="checkbox"/>	<input type="checkbox"/>
Approval Status	Node field		<input checked="" type="checkbox"/>	<input type="checkbox"/>	<input type="checkbox"/>	<input checked="" type="checkbox"/>	<input type="checkbox"/>
Last Revision Created Date	Node field		<input checked="" type="checkbox"/>	<input type="checkbox"/>	<input type="checkbox"/>	<input checked="" type="checkbox"/>	<input type="checkbox"/>
First Revision Created Date	Node field		<input checked="" type="checkbox"/>	<input type="checkbox"/>	<input type="checkbox"/>	<input checked="" type="checkbox"/>	<input type="checkbox"/>
Asset Content	Node field		<input checked="" type="checkbox"/>	<input type="checkbox"/>	<input type="checkbox"/>	<input checked="" type="checkbox"/>	<input type="checkbox"/>
Asset Reference	Node field		<input checked="" type="checkbox"/>	<input type="checkbox"/>	<input type="checkbox"/>	<input checked="" type="checkbox"/>	<input type="checkbox"/>

For more information, refer to the Creating an Elasticsearch Configuration topic in the Web User Interfaces documentation.

Support for version 7.17 for Elasticsearch and Kibana

The 11.0 release supports version 7.17 of Elasticsearch and Kibana.

For more information on Elasticsearch and Kibana, refer to the Initial Setup for Elasticsearch topic in the Web User Interfaces documentation.

Customer MDM and Supplier MDM Enhancements and Changes

Summary

The following enhancements have been made to the Customer and Supplier Master Data Management solution:

- Automatic Machine Learning **Matching Agent recommendations** now update whenever the event processor detects a new item or change in an existing item in the Clerical Review workflow.
- A **simplified Matching - Merge Golden Record** component model has been implemented to readily identify if a golden record is in clerical review.
- **Match and Merge performance** has been optimized for overly large match code groups.
- Performance is improved when using **Loqate address standardization** with CASS validation for US addresses.
- Performance is improved for **profiling large data sets**.
- **Match Criteria documentation** has been improved by being expanded and reorganized.

The following enhancements have been made to Clerical Review for the Customer and Supplier Master Data Management solution:

- **Unfoldable headers and filtering** for data containers in Clerical Review allows users to view each attribute of a data container as its own collapsible column and filter based on the attribute values.
- New Clerical Review **Task and Golden Record Information headers** improve the visual display of data.
- Configurable default column widths for **Unfoldable Data Container Headers** allow the user to alter the default width of the attribute and reference columns within an Unfoldable Data Container.
- A **record information overflow indicator** for Clerical Review displays a message telling the user if a task contains more than five potential duplicates.
- Clerical Review **match score filtering** allows users to view and filter by match scores between potential duplicates.

Details

Automatic Machine Learning Matching Agent recommendations

The Machine Learning Matching Agent (MLMA) for Clerical Review continuously and automatically trains based on a data steward's decisions to merge or reject tasks in Clerical Review. Before this release, if a new task was added to the Clerical Review workflow or records in an existing task were modified (e.g., changing an attribute such as a name or phone number), the user had to manually initiate the recommendation process to get new and updated recommendations for all tasks in the Clerical Review Task List.

Now, when the Matching event processor is triggered and creates a new task or existing records in a task are altered, it immediately updates the recommendation for the task. This ensures the data steward always has accurate and trustworthy recommendations, and it allows the data steward to continue their tasks confidently.

For more information, refer to the Machine Learning Matching Agent topic in the Matching, Linking, and Merging documentation.

Simplified Matching - Merge Golden Record component model

The Matching - Merge Golden Record component model operates with a potential duplicate reference type which tells the user at a glance if a golden record is in a Clerical Review workflow. Prior to this release, the potential duplicate reference type needed to be multi-valued, and a matching algorithm ID (MAID) attribute was needed as metadata on the reference type, which told the user which matching algorithm was being used on that golden record. However, this method of operating meant that more than one matching algorithm could be applied to the same golden record, placing it in multiple Clerical Review workflows, which could be confusing to users.

With this release, the Matching - Merge Golden Record has been simplified so that only one matching algorithm can operate on a golden record at a time. The potential duplicate reference type and potential duplicate match algorithm ID are now single-valued, so that one record cannot have more than one potential duplicate reference, and thereby can only exist in one Clerical Review workflow. As such, the MAID attribute is no longer relevant, as there is no need to differentiate between multiple potential duplicate references.

Matching - Merge Golden Record - Component Model Configuration

Component Model Configuration

Name	Value	Description
Golden Record Object Types	Individual Customer	Object types which can be used as merged golden
Keep Source Records for Golden Record Object T...	Individual Customer	Golden Record Object Types for which Source Re
Source System Object Type	Source_System	Object type which can be used as source system
Deactivated Attribute	DeactivationAttribute	Attribute used for marking a golden record as dea
Potential Duplicate Match Algorithm ID	Match Score	Multi-valued attribute for storing matching algorit
Source Record ID Attribute	Source Record ID	Multi-valued attribute used for storing source rec
Source System ID Attribute	Source System ID	Attribute used for storing unique source system I
Merged-Into Relation Reference Types	InterrelationMergeGoldenRecord	Single valued reference types for linking a deactiv
Potential Duplicate Reference Type	Potential Duplicate	Optional Reference type for relations between a
Source Relation Reference Type	MergeSourceRelation	Reference type for linking golden records to sour
Unmerged-From Relation Reference Types	Unmerged From	Single valued reference types for linking an unme



Matching - Merge Golden Record - Component Model Configuration

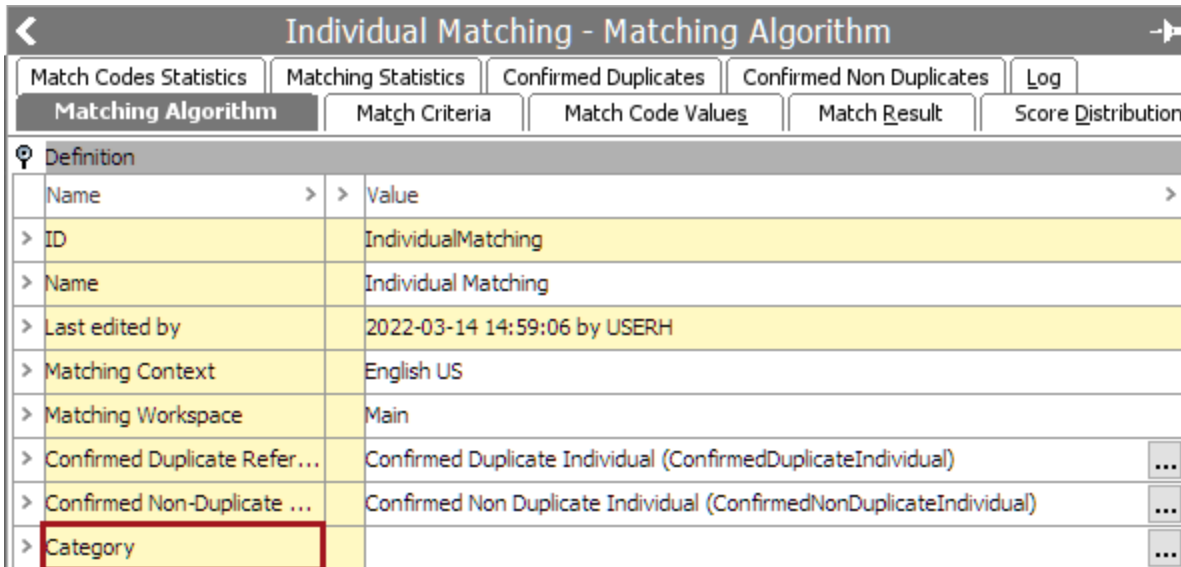
Component Model Configuration

Name	Value	Description
Golden Record Object Types	Individual Customer	Object types which can be used as merged golden
Keep Source Records for Golden Record Object T...	Individual Customer	Golden Record Object Types for which Source Re
Source System Object Type	Source_System	Object type which can be used as source system
Deactivated Attribute	DeactivationAttribute	Attribute used for marking a golden record as dea
Potential Duplicate Match Score Attribute	Match Score	Single-valued attribute for storing match score or
Source Record ID Attribute	Source Record ID	Multi-valued attribute used for storing source rec
Source System ID Attribute	Source System ID	Attribute used for storing unique source system I
Merged-Into Relation Reference Types	InterrelationMergeGoldenRecord	Single valued reference types for linking a deactiv
Potential Duplicate Reference Type	Potential Duplicate	Optional Reference type for relations between a
Source Relation Reference Type	MergeSourceRelation	Reference type for linking golden records to sour
Unmerged-From Relation Reference Types	Unmerged From	Single valued reference types for linking an unme

Stibo Systems will provide an auto-upgrader to change the potential duplicate reference type to single-valued without disrupting the rest of STEP. However, the auto-upgrader cannot account for all scenarios in STEP, and some users must upgrade manually. Contact your Stibo Systems account manager or partner manager for more information.

Additionally, the 'Category' parameter from the match and link solution has been added to the match and merge solution. As such, match and merge matching algorithms no longer match records across categories.

For more information, refer to the Configuring the Matching - Merge Golden Record Component Model topic under the Matching, Linking, and Merging documentation.



Name	Value
ID	IndividualMatching
Name	Individual Matching
Last edited by	2022-03-14 14:59:06 by USERH
Matching Context	English US
Matching Workspace	Main
Confirmed Duplicate Refer...	Confirmed Duplicate Individual (ConfirmedDuplicateIndividual)
Confirmed Non-Duplicate ...	Confirmed Non Duplicate Individual (ConfirmedNonDuplicateIndividual)
Category	

For example, consider an implementation with two matching algorithms, one for USA customers, another for EU customers, where it is a requirement to keep the customers separate, and the matching algorithms for these have different properties. With this release, a golden record for a customer living in the EU is placed under a category for EU customers and is only handled by the EU matching algorithm. Consider then if the customer moves to the USA and has a new golden record placed under the category for USA customers. The EU matching algorithm does not match these two golden records, as the USA record exists in a different category.

For more information, refer to the Configuring Matching Algorithms topic in the Matching, Linking, and Merging documentation.

Match and Merge performance optimized for overly large match code groups

In the match and merge importer, the matching algorithm uses match codes to know which golden records to compare. STEP uses these match codes to optimize the parallel imports. Previously, when too many records shared the same match code value, STEP would drastically slow down while it attempted to import the affected records one at a time.

With this release, STEP ignores overly occurring match codes to optimize the parallel import.

Now if, for instance, a file containing thousands of contacts all share a phone number match code (e.g., all contacts used the same reception phone number), STEP ignores those match codes to allow the tasks to run in parallel. Meanwhile, if a file contains a series of records, the first 20 records are updates to the same contact, STEP does not run any two of those 20 updates in parallel. In both use cases, the new functionality improves performance in a match and merge solution.

For more information, refer to the IIEP - Configure Match and Merge Importer Processing Engine topic in the Data Exchange documentation.

Loqate address standardization performance improvement

Performance is improved when using Loqate address standardization with CASS validation for US addresses.

For more information, refer to the CASS Address Component Model topic in the Data Integration documentation.

Data profiling performance improvement

Data profiling performance is improved to support 35 million records. It is possible to profile up to 100 million records, though it requires some protected settings. Contact your Stibo Systems account manager or partner manager for details.

For more information, refer to the Data Profiles topic in the Data Profiling documentation.

Match Criteria documentation updated

Match Criteria materials for matching algorithms, including details on data elements, matchers, and match code generators, are expanded and reorganized for better navigation within Matching, Linking and Merging documentation.

Unfoldable headers and filtering for data containers in Clerical Review Task Lists

Golden Record Clerical Review Task Lists can be configured to display data containers containing attributes which may affect a golden record's match score. Previously, these data containers listed all their attributes in one column, making it difficult to read and determine whether the individual attributes aligned between potential duplicates.

Now, data container columns can be unfolded to show each attribute in its own column, and users can filter a Clerical Review Task List on the values of attributes within a data container. This allows data stewards to quickly search for tasks with attributes equal to, beginning with, or containing specific values.

Golden Record Clerical Review Task List

Advanced Merge
 Merge
 Reassign
 Reject

⚠ Not all potential duplicates are shown for all tasks.

Task	+	Golden Record	+	Main Address	Street	Zip	City	State	Country
<input type="checkbox"/> Assign... Benjamin Create... 3/1/22 Reject		ID: 823324 • Match Score: -- Created: 2/11/22 • Updated: 2/11/22		Po box 220072...	Po box 220072	28222	Charlotte	NC	US
		ID: 824288 • Match Score: 50 Created: 2/11/22 • Updated: 2/11/22		210 no name r...	210 no name rd.	28734	Franklin	NC	US
<input type="checkbox"/> Assign... Benjamin Create... 3/1/22		ID: 819891 • Match Score: -- Created: 2/2/22 • Updated: 2/9/22		348 S Lexingto...	348 S Lexingto...	10606	White Plains	NY	US
		ID: 820209 • Match Score: 72.3 Created: 2/2/22 • Updated: 2/9/22		348 S Lexingto...	348 S Lexingto...	10606	White Plain	NY	US
<input type="checkbox"/> Assign... Benjamin Create... 3/1/22		ID: 824282 • Match Score: -- Created: 2/11/22 • Updated: 2/11/22		645 hum dt. 4...	645 hum dt. 4...	56226	Franklinton	CN	US
		ID: 824385 • Match Score: 66 Created: 2/11/22 • Updated: 2/11/22		645 hum dr. 4...	645 hum dr. 4...	52626	Franklinton	NC	US
<input type="checkbox"/> Assign... Benjamin Create... 3/1/22 Merge		ID: 822108 • Match Score: -- Created: 2/11/22 • Updated: 2/11/22		3 Oheather ct F...	3 Oheather ct	72525	Franklitnon	CN	US
		ID: 823836 • Match Score: 56 Created: 2/11/22 • Updated: 2/11/22		30 heather ct F...	30 heather ct	27525	Franklinton	NC	US

For more information, refer to the Golden Record Clerical Review Task List topic in the Matching, Linking, and Merging documentation.

Task Information and Golden Record Information headers for Clerical Review

Previously in a Golden Record Clerical Review Task List, there were separate columns to display information like assignee, merge or reject recommendation, golden record ID, match score, etc. As a result, this important information took up a large amount of space, making the data steward's viewing experience difficult.

Now, by default, the Task and Golden Record columns are anchored to the left side of the Clerical Review Task List. These columns show information concerning the task and the involved potential duplicates.

Golden Record Clerical Review Task List

Advanced Merge
 Merge
 Reassign
 Reject

⚠ Not all potential duplicates are shown for all tasks.

Task	Assignee	Recommendation	Created	Golden Record
<input type="checkbox"/> Assig... Benjamin Create... 3/1/22 Reject	Benjamin	Reject	3/1/22, 10:33:08 AM	ID: 822685 • Match Score: -- Created: 2/11/22 • Updated: 2/11/22 ID: 822763 • Match Score: 71.34 Created: 2/11/22 • Updated: 2/11/22
<input type="checkbox"/> Assig... Benjamin Create... 3/1/22 Merge	Benjamin	Merge	3/1/22, 10:33:08 AM	ID: 824666 • Match Score: -- Created: 2/11/22 • Updated: 2/11/22 ID: 825532 • Match Score: 67.5 Created: 2/11/22 • Updated: 2/11/22
<input type="checkbox"/> Assig... Benjamin Create... 3/1/22 Reject	Benjamin	Reject	3/1/22, 10:33:09 AM	ID: 824318 • Match Score: -- Created: 2/11/22 • Updated: 2/11/22 ID: 824362 • Match Score: 67.5 Created: 2/11/22 • Updated: 2/11/22
<input type="checkbox"/> Assig... Benjamin Create... 3/1/22 Merge	Benjamin	Merge	3/1/22, 10:33:09 AM	ID: 823361 • Match Score: -- Created: 2/11/22 • Updated: 2/11/22 ID: 825522 • Match Score: 71.34 Created: 2/11/22 • Updated: 2/11/22
<input type="checkbox"/> Assig... Benjamin Create... 3/1/22 Reject	Benjamin	Reject	3/1/22, 10:33:09 AM	ID: 824348 • Match Score: -- Created: 2/11/22 • Updated: 2/11/22 ID: 824446 • Match Score: 70 Created: 2/11/22 • Updated: 2/11/22

The Task Information header can be configured to show information relevant to making merge or reject decisions, while the Golden Record Information header can be configured to show information regarding the golden record. Both headers are unfoldable if the data steward wishes to view each column. This allows data stewards to keep large amounts of important information in one place.

For more information, refer to the Golden Record Clerical Review Task List topic in the Matching, Linking, and Merging documentation.

Configurable default column widths for Unfoldable Data Container Headers

Column widths for the attribute and reference columns within an Unfoldable Data Container Header are now configurable to have specific widths. This ensures that each time a user opens the Task List screen an optimal column width for working with data is already established without further manual adjustments. This eliminates a tedious extra step, ensuring that Task Lists now have an optimal look every time users open the screen.

Add component - configure required properties

Required properties (*) must be set before the component can be added to the configuration.

Element column width Properties

Component Description

This parameter component can be used to configure column width for a data container attribute or reference in Merge Golden Record Clerical Review

* Attribute or Reference

City (attribute)

* Column width

50

Cancel

Add

For more information, refer to the Golden Record Clerical Review Task List topic in the Matching, Linking, and Merging documentation.

Record information overflow indicator for Clerical Review

If a task in a Golden Record Clerical Review Task List contains more than five potential duplicates, a message now shows on the bottom of the default Golden Record column, stating, 'More potential duplicate records . . .' Additionally, there is now an indicator above the task list with an alert icon (⚠) stating, 'Not all potential duplicates are shown for all tasks.' This quickly informs the data steward that there are tasks that require a more thorough review.

Golden Record Clerical Review Task List

Advanced Merge Merge Reassign Reject

⚠ Not all potential duplicates are shown for all tasks.

Task	Golden Record	ID	Source Informa...	First Name	Last Name	RiskFlag	Main Address	Email	Phone
<input type="checkbox"/> Assignee: Benjamin Created: 3/1/22 Reject	ID: 821083 • Match Score: -- Created: 2/9/22 • Updated: 2/9/22	821083	SAP Nanning S...	Jeff	Whitman	N	401 cold sprin...	1scooby1@ear...	4933317391: ...
	ID: 821263 • Match Score: 64 Created: 2/9/22 • Updated: 2/9/22	821263	SAP US 10010...	Jason	Thompson	N	401 1/2 thomp...	1wxfan@bellso...	null: 99986768...
	ID: 821643 • Match Score: 64 Created: 2/9/22 • Updated: 2/9/22	821643	SAPCTS 10010...	Tony	White	N	Po box 421 Cle...	20jayn@knrk.c...	2664670541: ...
	ID: 821483 • Match Score: 50 Created: 2/9/22 • Updated: 2/9/22	821483	Biz Contact Rel...	Shayla	Escalante	N	111 lincoln stre...	2009_16@gag...	7674546712: ...
	ID: 822867 • Match Score: 50 Created: 2/11/22 • Updated: 2/11/22	822867	SAPCTS 10200...	Kielu	Mathwea	N	1217 brjnone c...	4shakwnbaek2...	0242556113: ...
More potential duplicate records...									

For more information, refer to the Golden Record Clerical Review Task List topic in the Matching, Linking, and Merging documentation.

Match score filtering in Clerical Review

Users can now filter tasks in a Golden Record Clerical Review Task List by match score. By unfolding the default Golden Record column to show the Match Score column, then clicking the circle (●) button next to the header, users can specify whether they want the filter for match scores that are equal to, less than, or greater than a certain value, or within a certain range.

Golden Record Clerical Review Task List

Advanced Merge Merge Reassign Reject

⚠ Not all potential duplicates are shown for all tasks.

Task	Golden Record	ID	Match Score	Created	Updated
<input type="checkbox"/> Assign... Benjamin Create... 3/1/22 Reject	ID: 822685 • Match Score: -- Created: 2/11/22 • Updated: 2/11/22	822685	--	2/11/22, 1:12:30 PM	2/11/22, 1:12:30 PM
	ID: 822763 • Match Score: 71.34 Created: 2/11/22 • Updated: 2/11/22	822763	71.34	2/11/22, 1:12:30 PM	2/11/22, 1:12:30 PM
<input type="checkbox"/> Assign... Benjamin Create... 3/1/22 Merge	ID: 824666 • Match Score: -- Created: 2/11/22 • Updated: 2/11/22	824666	--	2/11/22, 1:12:30 PM	2/11/22, 1:12:30 PM
	ID: 825532 • Match Score: 67.5 Created: 2/11/22 • Updated: 2/11/22	825532	67.5	2/11/22, 1:12:30 PM	2/11/22, 1:12:30 PM
<input type="checkbox"/> Assign... Benjamin Create... 3/1/22 Reject	ID: 824318 • Match Score: -- Created: 2/11/22 • Updated: 2/11/22	824318	--	2/11/22, 1:12:30 PM	2/11/22, 1:12:30 PM
	ID: 824362 • Match Score: 67.5 Created: 2/11/22 • Updated: 2/11/22	824362	67.5	2/11/22, 1:12:30 PM	2/11/22, 1:12:30 PM

Filter by

- Equals
- Equals**
- Range between
- Less than
- Greater than

For more information, refer to the Golden Record Clerical Review Task List topic in the Matching, Linking, and Merging documentation.

Data Exchange Enhancements and Changes

Summary

The following updates have been made within the Data Exchange functionality:

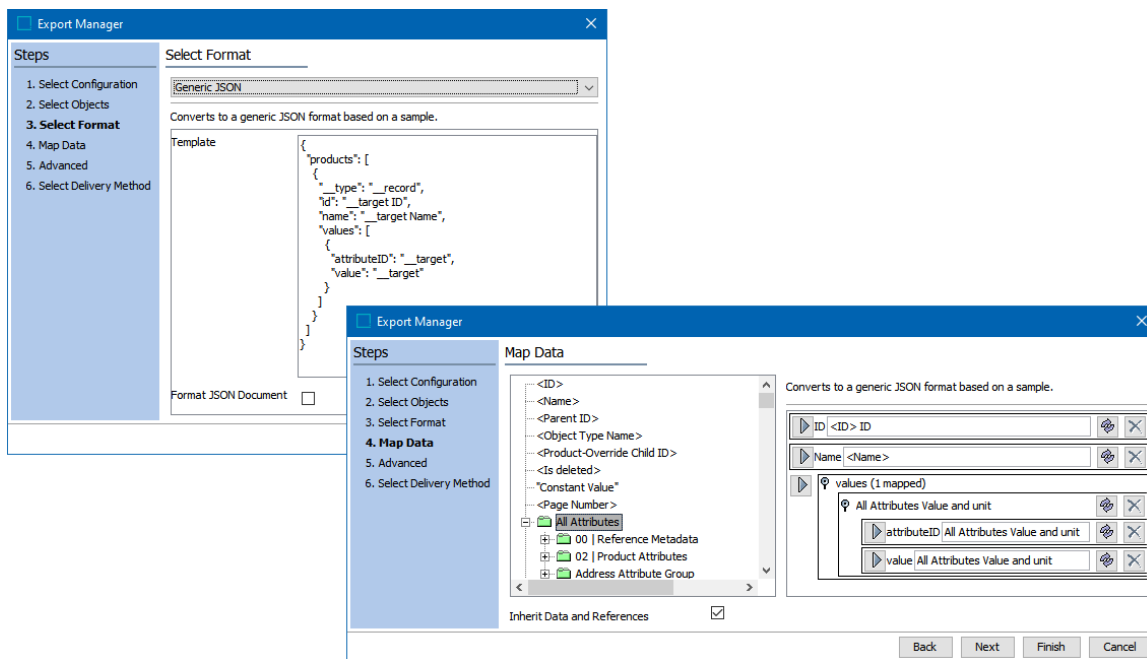
- An **out-of-the-box JSON export** option is now available for OIEPs and Export Manager giving users a more straightforward way to generate JSON files for object data in STEP.
- When a Unit ID is available for **MongoDB**, it will now include information about the Default Unit (DefaultUnitID) in the output.
- When exporting via Excel, CSV, STEPXML, or Advanced STEPXML, users have the option to **include empty fields** in the exported data.
- A new **Efficient** mode for processing events is available for OIEPs and event processors.
- The use of **multiple partitions for OIEPs** using Kafka Delivery Method is now supported, allowing for parallelization of processes and fault tolerance.
- All AssetPushLocation items will be **exported inside an asset item** for STEPXML exports.

Details

New Generic JSON out-of-the-box export option

A new Generic JSON export format plugin has been added to Outbound Integration Endpoints (OIEPs) and Export Manager. JSON is a widely used format for data exchange. This new functionality significantly simplifies the work for STEP administrators and enterprise architects as they can now send data in JSON format without requiring scripting, extensions, or other complex configurations.

Existing methods of sending data in JSON format will still be available to support non-standard use cases, but customers should attempt to use the out-of-box format whenever possible to reduce extensions, experience smoother upgrades, and optimize outbound performance.



For more information, refer to the Generic JSON Format topic in the Data Exchange documentation.

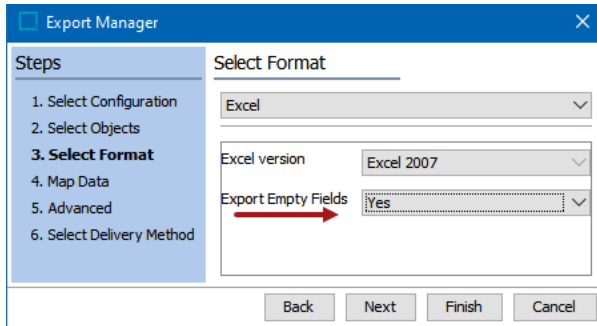
Attribute information for MongoDB now includes DefaultUnitID

When an Outbound Integration Endpoint sends the attribute information by MongoDB delivery, and a Unit ID is available, it will now include information about the Default Unit (DefaultUnitID) in the output in addition to other units linked to the attribute. This helps downstream systems to understand the data and organize it better for user consumption.

For more information on MongoDB, refer to the Mongo Delivery Method topic in the Outbound Integration Endpoints section of the Data Exchange documentation.

Export empty values available for Excel, CSV, STEPXML, and Advanced STEPXML

Now, users can export empty data (attributes, references, metadata, data container values, etc.) in Excel, CSV, STEPXML, and Advanced STEPXML via a new option on the export manager. When used, the option will include any valid and linked data types for the selected objects so that empty values will be exported. When exporting empty values is chosen for mappable formats (Excel and CSV), empty values will be included in the export regardless of whether the data is mapped using attribute groups or individual attribute selection. When the option to export empty values is set to 'no,' the empty values will be excluded from the export.

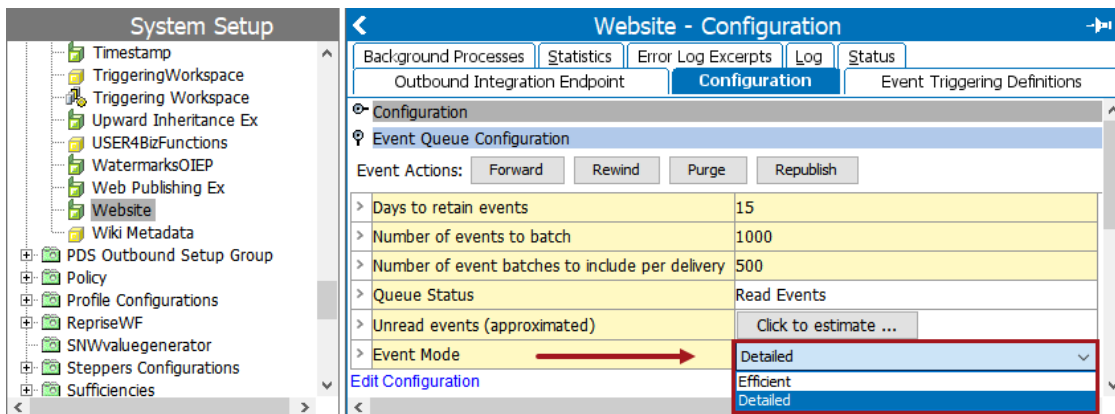


When the option to include empty values is selected for STEPXML or Advanced STEPXML, all linked and valid attributes, references, metadata, and data containers are included in the export. For Excel and CSV exports, where empty values are included, and the user maps an attribute group using the 'All Attributes' or 'Select Attribute' options instead of / in addition to mapping individual attributes, all attributes are included in the export from the attribute group(s) for attributes that are valid and linked attributes in the product or classification hierarchies related to the exported objects through inheritance or links. In any case, exports are limited by the view permissions of the exporting user.

For more information, refer to the Data Formats section of the Data Exchange documentation.

New Efficient processing mode for OIEPs and event processors

The new Event Mode parameter can provide more efficient event handling on Outbound Integration Endpoints (OIEPs) and event processors (EPs).



It is advised that customers verify that existing OIEPs and EPs use the most beneficial mode based on the configuration scenarios outlined below:

- Efficient mode improves performance when an OIEP or EP routinely has a long backlog of events to process with multiple events for the same object in its event queue and/or long running exports and/or business rules and/or it uses small batch sizes and/or when downstream systems have trouble keeping up with message processing. Efficient mode requires processing time to analyze and remove redundant events.

- Detailed mode does not include processing time to analyze and remove redundant events. Event queues where the queue length is routinely short, or all of the objects on the queue are already unique, or the exports and/or business rules are simple and complete quickly, or a large batch size is configured will perform better using Detailed mode.

The Detailed mode is the default for all newly created OIEPs and EPs. For backward compatibility, existing OIEPs and EPs will continue to run in the Detailed mode until changed.

Online help updates for this functionality will be included in documentation released with 11.0-MP1.

For more information on creating an event-based OIEP, refer to the Manual Configuration step of the Creating an Event-Based Outbound Integration Endpoint topic in the Outbound Integration Endpoints section of the Data Exchange documentation. For more information on modifying OIEPs already created, refer to the OIEP - Event-Based - Manual Configuration topic in the Outbound Integration Endpoints section of the Data Exchange documentation.

For more information on configuring an EP, refer to the EP - Event Processor Tab topic in the Event Processor section of the System Setup documentation.

Multiple partitions now supported in OIEPs using the Kafka Delivery Method

Now, STEP supports the use of multiple partitions for OIEPs using the Kafka Delivery Method. This allows for parallelization of processes, in addition to providing fault tolerance.

In order to support the use of multiple partitions, there is an option to send the Node ID as the event key when using Kafka integration. Events and messages with the same ID are put onto the same partition, ensuring correct sequence in processing the messages. The event ID will default to the endpoint ID unless configured otherwise.

This affects OIEPs only. IIEPs are still read from a single partition.

The available options for the event key are `#{endpointId}`, `#{nodeType}`, and `#{nodeId}`.

For more information, refer to the Considerations for Setting Up Kafka Receiver or Delivery topic in the Creating an Outbound Integration Endpoint section of the Outbound Integration Endpoints documentation.

AssetPushLocation items export update

For STEPXML exports, all AssetPushLocation items will be exported inside an Asset item. Previously, STEP would export AssetPushLocation items only for the selected workspace in the Export Configuration.

New STEP Performance Analysis Tools

Summary

STEP Performance Analysis tools enable administrators to analyze system health and data to proactively identify issues that could lead to sub-optimal performance, as well as to troubleshoot cases where a performance impact has been observed. To support this, a new interface has been provided that displays the creation and consumption of events, system activity, and the results of weekly scheduled health checks (including several new health checks designed specifically to expose configurations that may lead to poor performance). The new tools are intended to be used in conjunction with one-another and support customers in independently optimizing their system configurations for better overall health and performance, leading to higher efficiency, reduced dependency on Stibo Systems Support team, and less overall disruption of the business.

Details

The new STEP Performance Analysis consists of a separate user interface that contains three analysis tools: Health Checks, Activity Tree, and Events. Using the Health Checks screen, in conjunction with the Activity Tree and Events graph, can help to identify slow-running processes and correlate issues with event queue activity to identify whether business rule logic, data objects, and/or event handling are contributing to poor system performance.

STEP Performance Analysis

The Performance Analysis tools can be accessed via the STEP Performance Analysis link found on the Resources section of the Start Page.



Performance Analysis tools

Note that access to the Performance Analysis tools from <https://doc-rel.stibo.com/performance-analysis-tools/> is restricted to users with the proper privileges. Contact your system administrator if you need access but cannot log in. For information about the required privilege, see [Setup Actions](#) in the STEP Documentation.

Username

Password

Login

Once logged in, the user can navigate to the Health Checks, Activity Tree, or Events screen.

Health checks

The Health Checks screen displays a table listing the health checks completed for the scheduled runtime, sorted by the most current execution and providing 12 weeks of history to help identify patterns over time. Taking action on the identified data and configuration issues will help prevent issues from growing to a level where the issues are more difficult to resolve.

☐ Performance Analysis
Server time: 30/03/2022, 23:59:59

ANALYSIS TOOLS
 Health checks
 Activity tree
 Events

Health checks

<input type="checkbox"/>	Name	All	Category	All	Issues	1	to	10	Severity ↑	All	Status	All	Completed
<input type="checkbox"/>	Too many revisions for a node		Performance						4	High	Succeeded		10/04/2022, 00:02:08
<input type="checkbox"/>	Too Many Associated Objects		Performance						1	High	Succeeded		10/04/2022, 00:02:08
<input type="checkbox"/>	Optimistic Lock Recovery		Performance						3	High	Succeeded		10/04/2022, 00:02:08
<input type="checkbox"/>	Hard Evicts		Performance						2	High	Succeeded		10/04/2022, 00:02:07
<input type="checkbox"/>	Too many revisions for a node		Performance						4	High	Succeeded		07/04/2022, 00:09:14
<input type="checkbox"/>	Too Many Associated Objects		Performance						5	High	Succeeded		07/04/2022, 00:09:13
<input type="checkbox"/>	Optimistic Lock Recovery		Performance						2	High	Succeeded		07/04/2022, 00:09:13
<input type="checkbox"/>	Hard Evicts		Performance						1	High	Succeeded		07/04/2022, 00:09:13
<input type="checkbox"/>	Too many revisions for a node		Performance						4	High	Succeeded		03/04/2022, 00:04:07
<input type="checkbox"/>	Too Many Associated Objects		Performance						5	High	Succeeded		03/04/2022, 00:04:07
<input type="checkbox"/>	Optimistic Lock Recovery		Performance						4	High	Succeeded		03/04/2022, 00:04:07
<input type="checkbox"/>	Hard Evicts		Performance						1	High	Succeeded		03/04/2022, 00:04:06
<input type="checkbox"/>	Too many revisions for a node		Performance						4	High	Succeeded		29/03/2022, 00:07:12
<input type="checkbox"/>	Too Many Associated Objects		Performance						2	High	Succeeded		29/03/2022, 00:07:11
<input type="checkbox"/>	Optimistic Lock Recovery		Performance						6	High	Succeeded		29/03/2022, 00:07:11
<input type="checkbox"/>	Hard Evicts		Performance						3	High	Succeeded		29/03/2022, 00:07:10
<input type="checkbox"/>	Too many revisions for a node		Performance						4	High	Succeeded		27/03/2022, 00:01:17
<input type="checkbox"/>	Too Many Associated Objects		Performance						2	High	Succeeded		27/03/2022, 00:01:16
<input type="checkbox"/>	Optimistic Lock Recovery		Performance						6	High	Succeeded		27/03/2022, 00:01:16
<input type="checkbox"/>	Hard Evicts		Performance						4	High	Succeeded		27/03/2022, 00:01:16
<input type="checkbox"/>	Too many revisions for a node		Performance						3	High	Succeeded		24/03/2022, 00:05:40

Activity tree

In the Activity Tree screen, a user can investigate short-term performance issues when there is a known problem (e.g., event consumption lagging creation, overall system slowness, BGP not progressing, etc.) but the cause is unclear. This drill-down tree helps the user discover the problematic activity and/or process, in addition to determining the possible cause.

□ Performance Analysis
Server time: 14/04/2022, 23:59:59
👤

ANALYSIS TOOLS

- ✓ Health checks
- 🌳 Activity tree
- 📅 Events

Custom 11/04/2022, 23:59:59 to 14/04/2022, 23:59:59

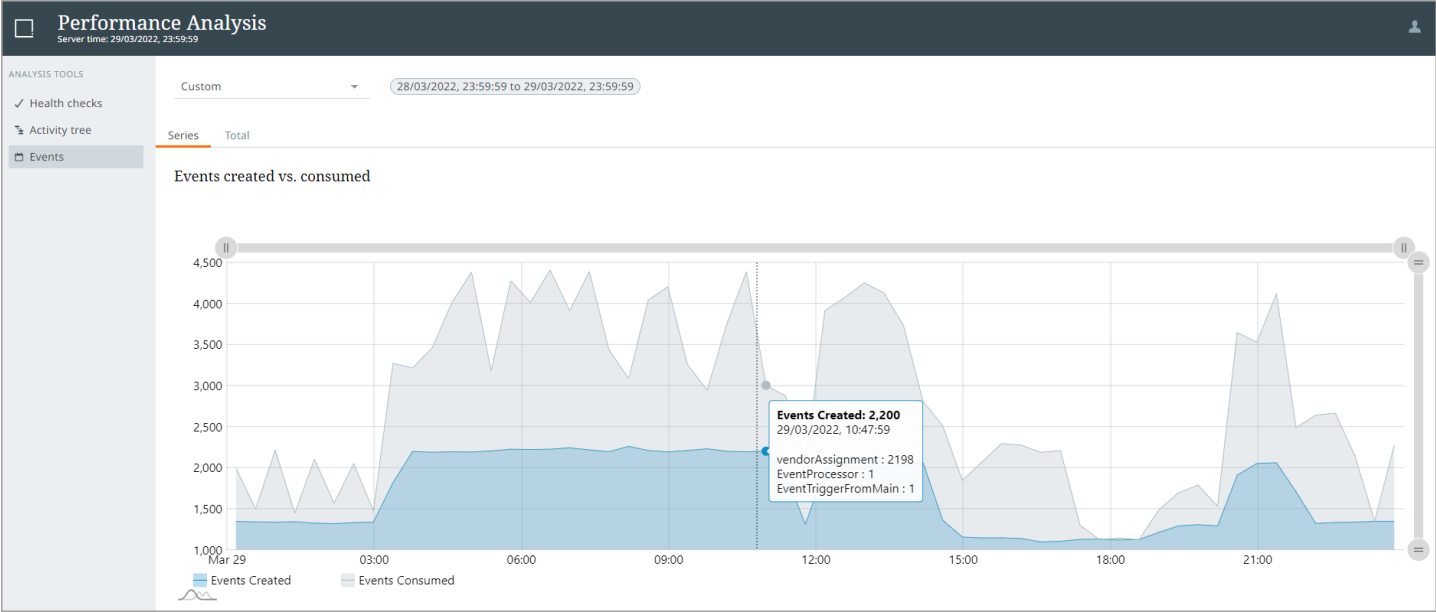
Activity tree

^ 99.21% - Event Processors

- ^ 99.12% - Asset Download
 - ^ 99.12% - BGP_128836
 - ^ 95.95% - Business Action: importAssetFromUrl
 - > 84.52% - importAssetFromUrl Line:3: evaluate(params);
 - > 6.15% - importAssetFromUrl Line:9: log.info(child.getID());
 - > 4.90% - importAssetFromUrl Line:6: var children = parent.getChildren().toArray();
 - 0.19% - importAssetFromUrl Line:8: for each (var child in children){
 - > 0.08% - importAssetFromUrl Line:5: var parent = node.getParent();
 - 0.05% - importAssetFromUrl Line:10: i++
 - > 0.02% - importAssetFromUrl Line:19: node.approve();
 - > 0.02% - importAssetFromUrl Line:17: node.getValue("TextAttribute").setSimpleValue(parent.getName());
 - > 0.01% - importAssetFromUrl Line:15: queue.queueDerivedEvent(event, node);
 - > 0.01% - importAssetFromUrl Line:12: parent.getValue("ChildCount").setSimpleValue(i);
 - > 0.01% - importAssetFromUrl Line:14: parent.approve();
 - > 2.89% - Activity
 - > 0.09% - vendorAssignment
- > 0.58% - System
- > 0.10% - Workbench
- > 0.07% - Background Processes
- > 0.04% - Web UI
- > 0.00% - Outbound Integration Endpoints

Events

On the Events screen, the 'Events Created vs. Consumed' graph allows the user to visualize event processing in two ways. The Series tab allows the user to view a line graph of all the events created versus those consumed within the defined time period. The Total tab displays the events created versus those consumed with individual queue counts in a bar chart. Mouse-over text shows the three event queues with the highest count of events for the selected date / time.



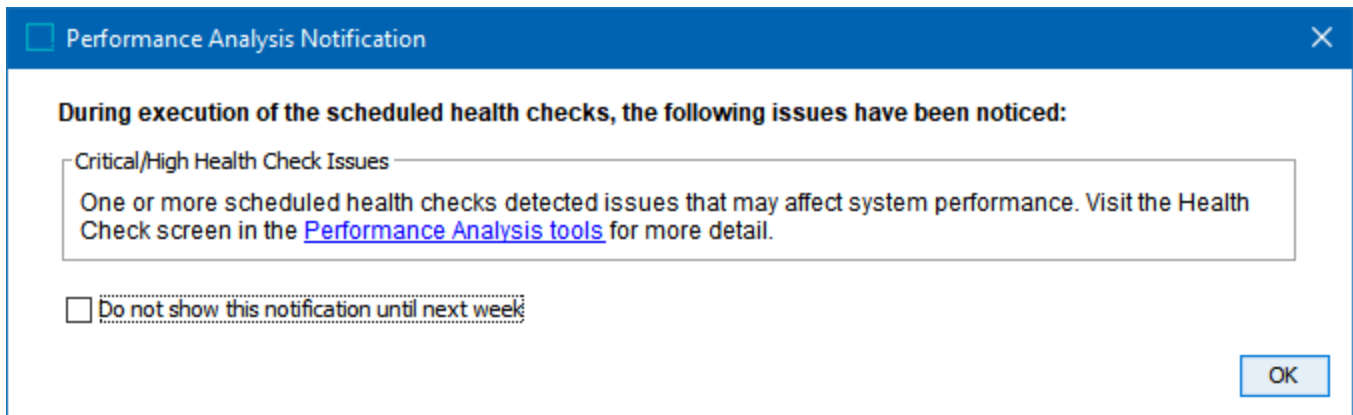
Using Performance Analysis tools

For example, a system is configured to trigger an Event Processor executing a business action following the import of products, which triggers an Outbound Integration Endpoint, sending the changes to a downstream system. This flow can quickly create a high volume of events in the system, assuming the import volume is high. The Events graph shows the rate of event creation on one line and the rate of event consumption on another line of the same graph, which shows how well the system is able to process changes. A minor phase-shift is typical between creation and consumption of events, based on schedules and execution time of the business action. In this example we'll assume there is an action taking more than a few seconds to execute. This could be because the action is written inefficiently or it encounters objects that have a lot of children or references or values or revisions or there are time delays while concurrent updates to the same object in a different transaction are retried, or other issue. In any of these cases, the consumption of events will lag behind the creation significantly. When this occurs, the weekly executed health checks will also indicate issues, detailing which objects, the number of occurrences, timestamps, and the related BGP ID. Using the information from the health checks and lag in event processing, the Activity Tree screen will be useful to drill into an identified timeframe to help indicate the configuration areas where the system is spending the most time. Exploring the Activity Tree for the highest percentages below the Event Processors exposes the ID of the problematic Event Processor, the BGP ID, the ID of the Business Action and the lines of code where the system is spending the most amount of time. By combining the information in these screens, the administrator is empowered to quickly identify the contributors to performance issues, continue to research, modify and test to resolve the identified issues, which may involve rewriting a business action, adding an Event Processor to manage revisions, restructuring hierarchies, or other configurations changes, in order to optimize the system performance.

Workbench

If any of the scheduled health checks detect an issue that has either a critical or high severity, the schedule has been disabled, or there is not enough time to complete all scheduled health checks within the execution

window, users who have the View Administration privilege will view a popup upon opening the workbench. This alert allows the user to review the issue(s) in the Performance Analysis tools.



The background process execution report for the scheduled health checks can be viewed in the workbench. Additionally, there are two new configuration properties:

- `HealthCheckScheduler.AutoRun`: Allows the user to disable, enable, or skip the automated execution for a date in the future.
- `HealthCheckScheduler.OperatingDayAndHours`: Allows the user to schedule the start day(s) of the week and window of execution for the health checks.

For more information, refer to the STEP Performance Analysis documentation.

General Enhancements and Changes

Summary

The following enhancements and changes have also been made as part of the 11.0 release. These are outlined below and described in the Details section that follows:

- **PIM for Retail** (now Data Management Accelerator for Retail) has delivered a series of updates to aid clarity in workflows and adjust privileges to streamline tasks for buyers and suppliers.
- **Queued BGPs** are prioritized for execution for better utilization of server resources.
- The **Extension API** Create Attribute method has been extended to include 'ISO Date' and 'ISO Date and Time' validation base types.
- Two **password security updates** have been made to STEP.
- The **status icons for integration endpoints (IEPs)** have been modified.
- The **status icons for event processors** have been modified.
- The **event processor 'Failed (retrying)' state** has been introduced to allow matching event processors and execute business action event processors to try to automatically self-correct after a fail.
- Users can now be designated as '**Externally Maintained**'.
- **In-Memory updates** have been made to improve resiliency and stability for SaaS customers.
- Improvements have been made to the table data provider to make it easier to **generate tables based on classification data**.
- A **Proof View tab** is now available in workbench when a classification object is selected.
- A **timeout feature** can be enabled for testing business rules.
- The **Triggering Workspace** functionality has been realigned to its original purpose and relocated within the configuration.
- New **Multifactor Authentication (MFA)** for user accounts managed in STEP for SaaS systems.
- **Online help / documentation** includes updates for 11.0 and information users should be familiar with.

Details

PIM for Retail Enhancements and Changes

The PIM for Retail solution has been updated for the 11.0 release. Listed below are some of the improvements made to the solution for this release:

- The PIM for Retail solution has been renamed and is now called Data Management Accelerator for Retail. As of 11.0-MP1, this change is now reflected in the Accelerator for Retail enablement documentation. The

first time the solution is referred to in a topic it will be called Data Management Accelerator for Retail; all subsequent mentions will use the abbreviated solution name, Accelerator for Retail.

- New suppliers can now be created directly from the Accelerator for Retail solution Web UI.
- Suppliers may now be invited to use the PDX solution for product onboarding from within Accelerator for Retail. Additionally, those invitations can also be managed within the Accelerator for Retail solution.
- Suppliers now have the privileges needed to submit data containers from PDX.
- The Accelerator for Retail PDX channel now supports extended asset validation.
- External Source Record Handling workflow statuses have been renamed for clarity. External source records active in the workflow will now display with one of these four statuses: Maintenance - Initial, Maintenance - Reworked, Onboarding - Initial, and Onboarding - Reworked.
- Supplier-specific data profiling is now available on Accelerator for Retail, to include profiling on values like Rejected products.
- Users who reject items in the External Source Record Handling workflow can now select one or more reasons for the rejection from a predefined list, and may also add a custom message to the supplier.
- The search functionality in the Global Navigation Panel now includes the ability to search for GTIN and SKUs in addition to the standard Name and ID.

It should be noted that all enhancements and changes described above for the Accelerator for Retail solution pertain to new installations only.

For full details on the Accelerator for Retail solution, refer to the Accelerator for Retail section of the Solution Enablement documentation.

New background process execution management framework

To limit the need for complex manual configuration and allow for better utilization of server resources, a new mechanism for managing the execution of background processes (BGPs) was introduced with the 10.3 release. Initially, this functionality was in ramp-up status but is now generally available as the default behavior to all new customer systems and all new environments for existing customers.

Previously, the mechanism for managing the execution of BGPs used queues that BGPs were assigned to based on the background process type and owner (i.e., event processor, OIEP, IIEP) and for which the degree of parallelism can be configured. The new mechanism abandons the queue (i.e., legacy) concept and instead selects BGPs to start across all BGPs waiting to be executed. This can be enabled via the configuration property `BackgroundProcess.Scheduler.PluginID=OneQueueBGPScheduler`.

Important: Before applying to a production setting, the background process execution mechanism should be applied and thoroughly tested on lower-level environments due to its affects on other processes.

Waiting BGPs can be prioritized for execution based on two criteria: creation time and a priority that can be set for event processors, OIEPs, and IIEPs (for the latter two, the configurable priority is for the 'worker' BGPs started by the endpoints). The application server capacity will determine how many BGPs can run in parallel.

Users privileged with the 'View Background Processes of Other Users' setup action can monitor the process execution via a new editor available from the STEP Workbench BG Processes navigator tab.

With this new functionality, there is also a change to how threads are assigned for processes that make use of the parallel framework in STEP. While previously the number of threads was assigned statically per background process queue, the number of threads per BGP will be dynamically assigned when a BGP starts, dependent on the relevant application server's available resources.

For more information on the new mechanism for BGP execution, refer to the BG Processes Execution Management topic in the Background Processes and Queues section of System Setup documentation.

Documentation has been updated to indicate the recommended practice to use these new features instead of legacy features.

ISO Date / ISO Date and Time validation base types included in STEP Extension API

The STEP Extension API Create Attribute method has been extended to now include 'ISO Date' and 'ISO Date and Time' validation base types. The 'ISO Date' and 'ISO Date and Time' validation base types have been included as part of the 'com.stibo.core.domain.validator.builder' package. This aids users in streamlining the attribute creation process when using STEP Extension API.

Package com.stibo.core.domain.validator.builder	
Interface Summary	
Interface	Description
IntegerValidatorBuilder	Builder for creating IntegerValidator object.
ISODateAndTimeValidatorBuilder	Builder for creating ISODateAndTimeValidator object.
ISODateValidatorBuilder	Builder for creating ISODateValidator object.
NumberValidatorBuilder	Builder for creating NumberValidator object.
TextValidatorBuilder	Builder for creating TextValidatorBuilder object.

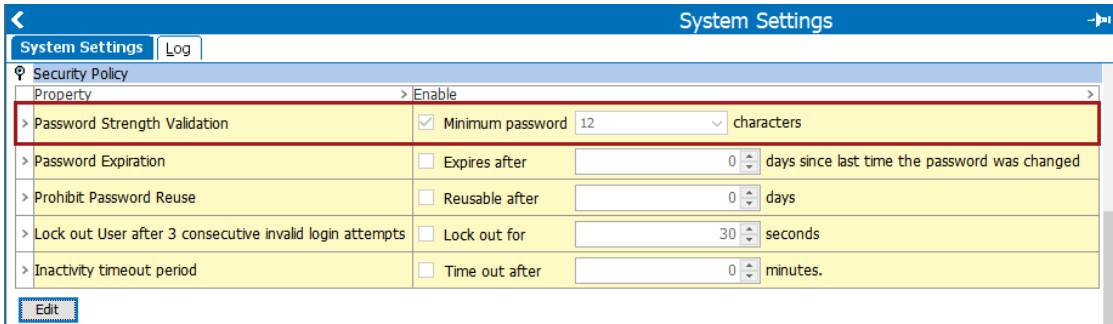
Additional information is available in the Scripting API section of the STEP API Documentation available at [system]/sdk or accessible from the system Start Page.

Updates to password security for users

Two security policy updates have been made within the Security Policy section on the Users and Groups node in workbench System Setup:

- The ability to further define the required character count for a user's password
- Lock out time period reset for users locked out of the system

Administrators are now able to further define the minimum password length, enabling companies to comply with security policies and strengthen user password security via the updated Password Strength Validation parameter. Once the Password Strength Validation parameter was enabled, the password minimum was eight (8) characters by default, and this will remain the default. However, administrators can also now choose to set the minimum character count for passwords from the minimum default of eight (8) to the maximum of 20.

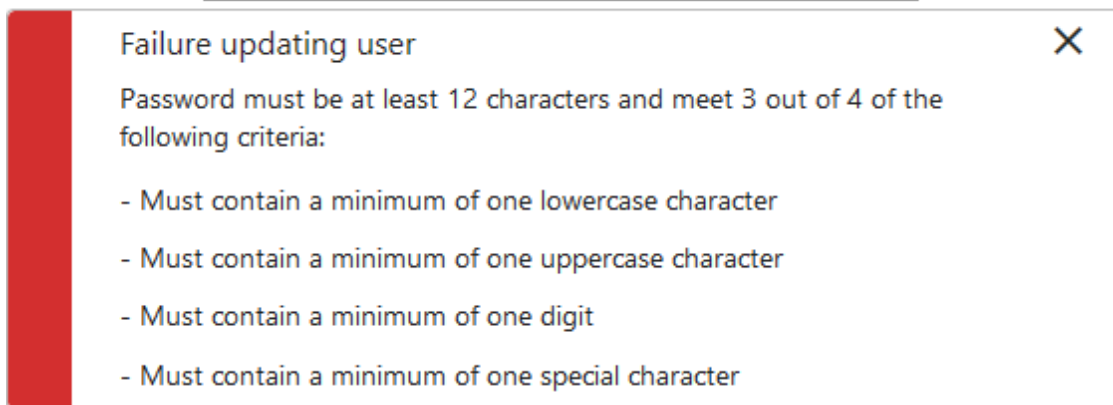
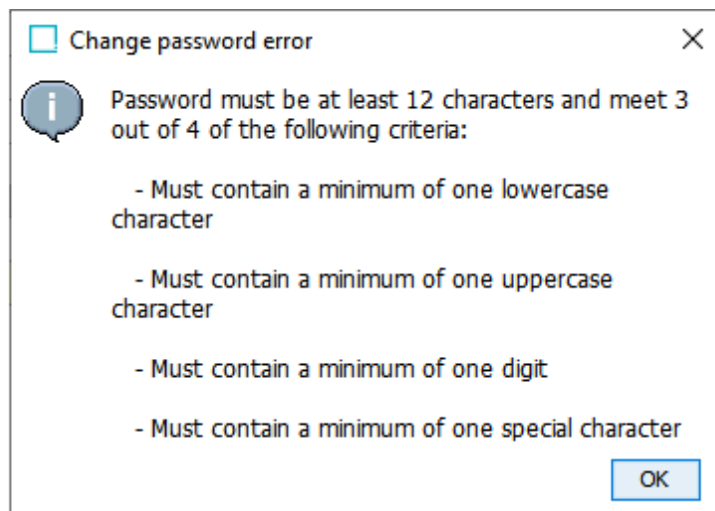


The screenshot shows the 'System Settings' interface with the 'Security Policy' section expanded. The 'Password Strength Validation' row is highlighted with a red border. The 'Enable' checkbox is checked, and the 'Minimum password' is set to 12 characters. Other settings include Password Expiration (0 days), Prohibit Password Reuse (0 days), Lock out User after 3 consecutive invalid login attempts (30 seconds), and Inactivity timeout period (0 minutes).

Property	Enable	Value	Unit
> Password Strength Validation	<input checked="" type="checkbox"/>	Minimum password 12	characters
> Password Expiration	<input type="checkbox"/>	Expires after 0	days since last time the password was changed
> Prohibit Password Reuse	<input type="checkbox"/>	Reusable after 0	days
> Lock out User after 3 consecutive invalid login attempts	<input type="checkbox"/>	Lock out for 30	seconds
> Inactivity timeout period	<input type="checkbox"/>	Time out after 0	minutes.

[Edit](#)

When a user creates a password in workbench or Web UI that does not meet the password criteria, an error message displays.





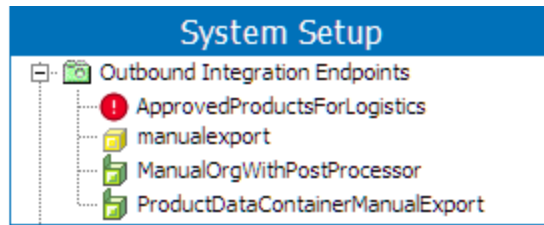
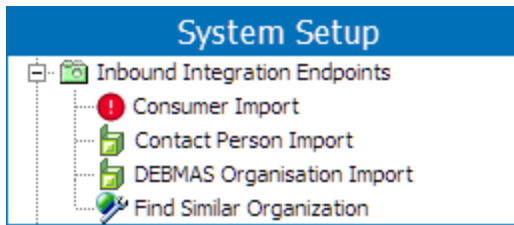
Existing users are not affected by newly enabled password settings unless they change or reset their passwords after the password strength validation parameter has been enabled.

The 'Lock out User after 3 consecutive login attempts' parameter has also been updated. Previously, if a user was locked out after three (3) consecutive invalid login attempts, and the user's password was reset, the lockout time period did not reset. If the user then entered their new password incorrectly, they were locked out after the first attempt. This has now been updated so that the time out period also resets when the user's password is reset, and users have three (3) attempts to log back into the system with the new password.

For more information, refer to the Security Policy topic in the System Setup documentation.

New status icon for integration endpoints (IEPs)

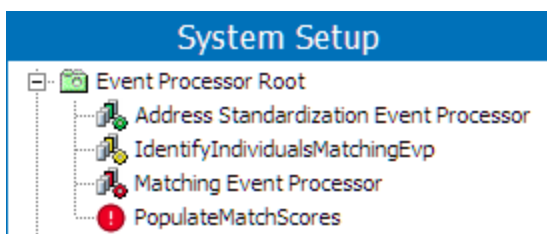
A new status icon has been implemented for workbench to display in System Setup when an IEP has failed. The old 'Failed' IEP icon () has been replaced with an icon with a red circle and a white exclamation mark in the center (). With this change, the IEP states are much easier to differentiate at a glance.



For more information, refer to the Running an Inbound Integration Endpoint topic and the Running an Outbound Integration Endpoint topic in the Data Exchange documentation.

New status icons for event processors

The status icons for event processors have been modified. The red gear icon (⚙️) now represents a 'Failed (retrying)' state (only in a matching or execute business action event processor), and a red circle with a white exclamation mark (❗) has been added for a 'Failed' state. With this change, the event processor states are much easier to differentiate at a glance.



For more information, refer to the Running an Event Processor topic in the System Setup documentation.

New matching event processor 'Failed (retrying)' state

Previously, if an event processor failed, the execution would always stop, and the user would have to manually resume after resolving the error.

Now, a new 'Failed (retrying)' state has been created for matching event processors and the execute business action event processors.

The matching event processors have a built-in functionality that uses the 'Failed (retrying)' state to attempt to recover the 'Running' state. The new state is used when communicating with the Machine Learning ASPIRE environment.

For the execute business action event processor, the state is entered when throwing the new `FailAndRetryException` (e.g., when a connection to an external server is failing).

The 'Failed (retrying)' state is exclusive to event processors and is not applicable to integration endpoints.

The image shows two overlapping windows from the Business Rule Editor. The top window, titled "Business Rule Editor - Fail And Retry Exception", displays the configuration for a rule with ID "FailAndRetryException" and Name "Fail And Retry Exception". It is set as an "Action" with a "Global" scope. The "On Approve" status is "Not Executed" and "Valid Object Types" are set to "All object types valid".

The bottom window, titled "Edit Operation", shows the configuration for the "Execute JavaScript" operation. It includes a "Binds" table and a "JavaScript" code block.

Variable name	Binds to	Parameter
node	Entity	(16870795324) (16870795324)

```

1 var request = gateway.post().path('/service/v1').urlEncodedBody(body);
2 try {
3   var response = request.invoke();
4 } catch (e) {
5   if (e.javaException instanceof com.stibo.gateway.rest.exception.REST
6     var statusCode = e.javaException.getHttpStatusCode();
7     if (statusCode >= 502 && statusCode <= 504) {
8       throw new com.stibo.core.domain.integration.faulttolerance
9     }
10  } else if (e.javaException instanceof com.stibo.gateway.rest.RESTGat
11    throw new com.stibo.core.domain.integration.faulttolerance.Fail
12  }
13  throw(e);
14 }
  
```

Buttons at the bottom of the "Edit Operation" window include "Save", "Test JavaScript", and "Cancel".

For more information, refer to the Machine Learning Matching Agent topic in the Matching, Linking, and Merging documentation, as well as the Running an Event Processor topic in the System Setup documentation.

Additionally, below the 'Processor Status' row of the event processor editor, a new 'Processing comment' field reports the first and last failures, the number of retries performed, and the next scheduled retry. These statistics tell the user how long the event processor has been failing.

Matching Event Processor - Event Processor					
Event Processor	Event Triggering Definitions	Background Processes	Statistics	Error Log Excerpts	Log
Description					
Name	>	>	Value		
ID	>		MatchingEventProcessor		
Name	>		Matching Event Processor		
Type	>		Event Processor		
Last edited by	>		2022-02-02 12:24:56 by USER		
Enabled	>		Yes		
Processor Status	>		Failed (retrying)		
Processing comment	>		First failure at 2022-03-14 14:17, Latest failure at 2022-03-14 14:21, Number of retries performed 5, Next retry at 2022-03-14 14:22		

For more information, refer to the Running an Event Processor topic in the System Setup documentation.

New parameter to indicate externally maintained users

A new checkbox parameter has been added to user configurations in workbench which indicates whether or not the user is externally maintained. If logging into a SaaS STEP system via an IDP, this setting is automatically enabled. When enabled, it is not possible to authenticate using STEP managed credentials nor is it possible to set or change a STEP password for the user account. Furthermore, the STEP password expiration policy will not apply. This ensures that users managed via an IDP are not able to introduce a conflict to their IDP credentials within STEP.

User	GUI Set-Up	System Settings	Log
Description			
Name	>	>	Value
ID	>		EXT-IDP-USER-1
Name	>		
E-Mail	>		
Force Authentication via S...	>		<input type="checkbox"/>
Externally Maintained	>		<input checked="" type="checkbox"/>
(ExternalId)	>	abc	
User Information	>	abc	
Groups			
Name			
> Stibo Users			
> Add User to Group			

This parameter is only available to SaaS STEP systems that have the single sign-on (SSO) functionality enabled. The parameter can be maintained manually by users with the Maintain users and groups setup action. This allows administrators to preemptively disable STEP authentication for externally maintained users already synchronized to STEP.

For more information, refer to the Working with Users topic in the Users and Groups section of the System Setup documentation.

For more information about the single sign-on (SSO) functionality, refer to the STEP Authentication Guide available from the STEP API Documentation page, accessible at [your system URL]/sdk or from the Start Page.

Improved resiliency for In-Memory databases

Now, In-Memory databases have separate processes for foreground activity and background activity to improve resiliency and stability. Because the foreground activity and the background activity are separate processes, if a background server process has an error, the foreground server will continue to work. Additionally, background process downtime is minimized because the In-Memory process is still running.

This improvement will be rolled out gradually for SaaS customers. The functionality updates do not apply to on-premise systems.

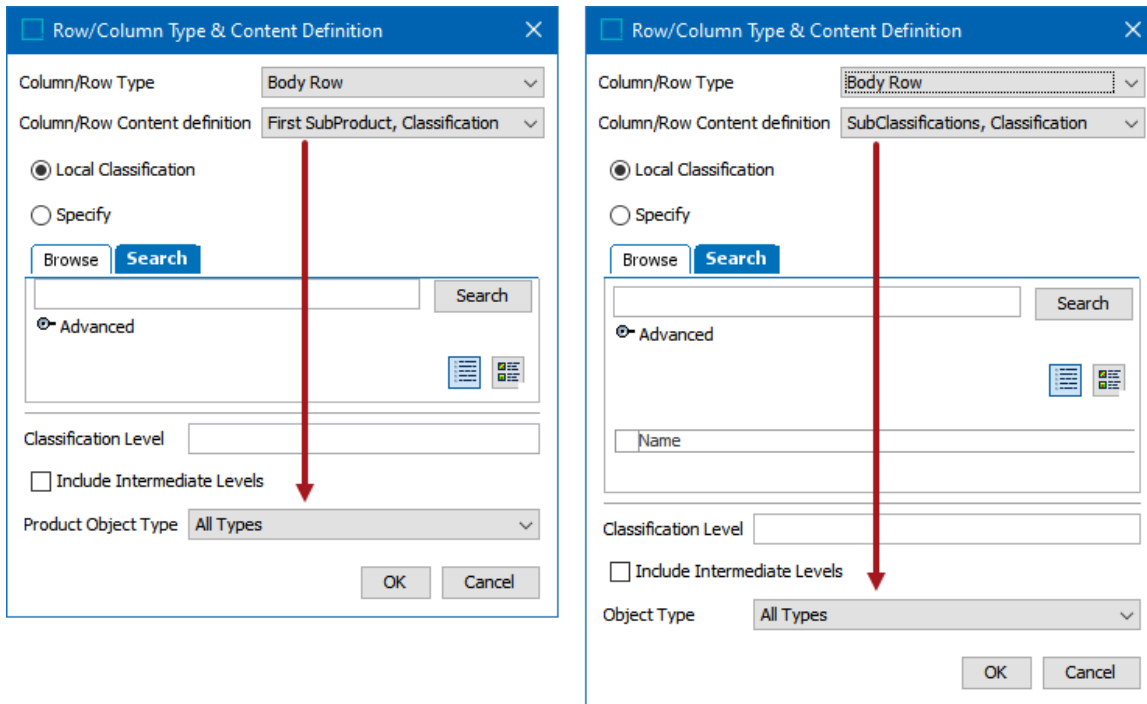
For more information, refer to the In-Memory Database Component for STEP topic in the Release Materials section in online help.

Enhanced table data providers now include classification data

Improvements have been made to the table data provider so that users can easily generate tables based on classification data. For example, users may want to and now are able to generate table of contents for print publications based on a hierarchy in the classification structure.

There are new options in the Row/Column Type & Content Definition provider dialog for 'SubProducts, Classification' and 'First SubProduct, Classification,' which now allows users to include data from linked products. For the 'SubClassifications, Classification' data provider, there new filter on Object Type is on classification objects instead of linked products.

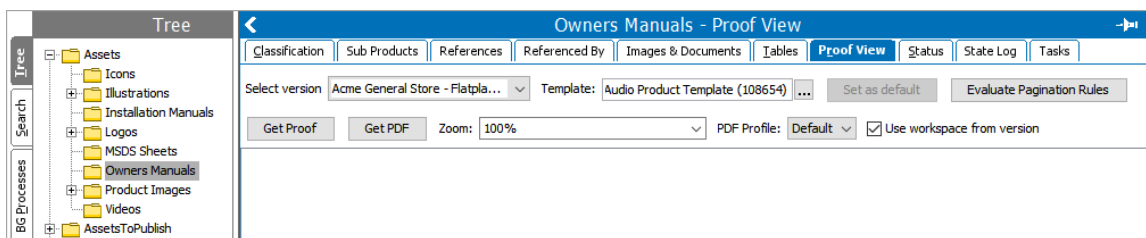
Additionally, some of the product content definition names were updated to be consistent format-wise; however, the names remain the same.



For more information, refer to the Product Content Definitions view topic in the Tables documentation.

Proof View enabled in workbench on classification objects

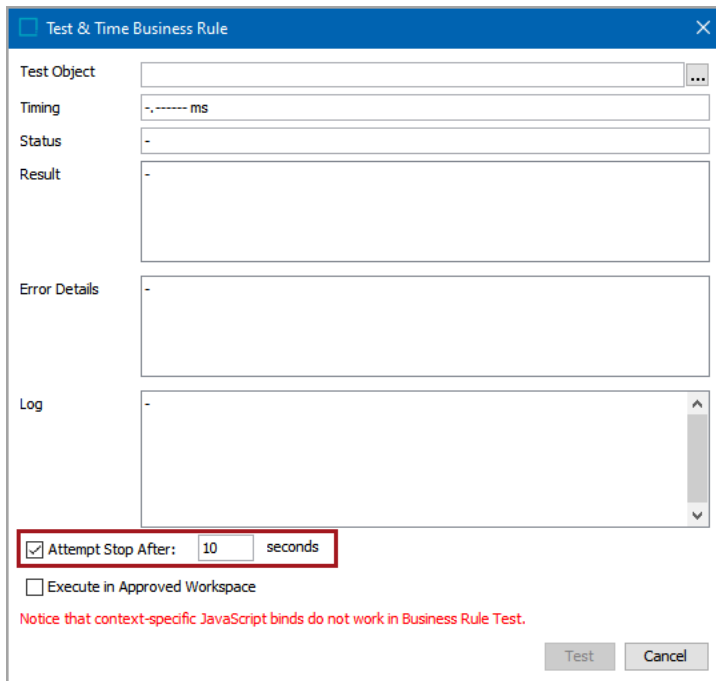
Proof View, used to generate visual proofs and generate PDFs, is now available in the workbench for classification objects. This change benefits those required to work on classifications as an alternate publishing structure.



For more details about the Proof View component, refer to the Publisher section of the Publisher (Adobe Indesign Integration) documentation.

Timeout feature for business rule testing

When testing a business rule, users now have the ability to terminate the test with a new checkbox, 'Attempt Stop After: X seconds.' When checked, if the business rule test does not complete within the number of seconds specified, the test is terminated. In most cases, this prevents an infinite loop or other unintended long-running business rules, which, previously, may have caused the user to restart the system.



For more information, refer to the Testing a Business Rule section of the Business Rules documentation.

Workspace relocation and realignment

Event generation and processing from the maintenance (Main) workspace was introduced with 10.0. The functionality was primarily intended for keeping Elasticsearch indexes up to date. Over time the usage has spread outside of the original scope and may negatively impact performance in some cases. Changes in 11.0 realign the functionality as it was originally intended, while continuing to allow event processors of specific types to use the option.

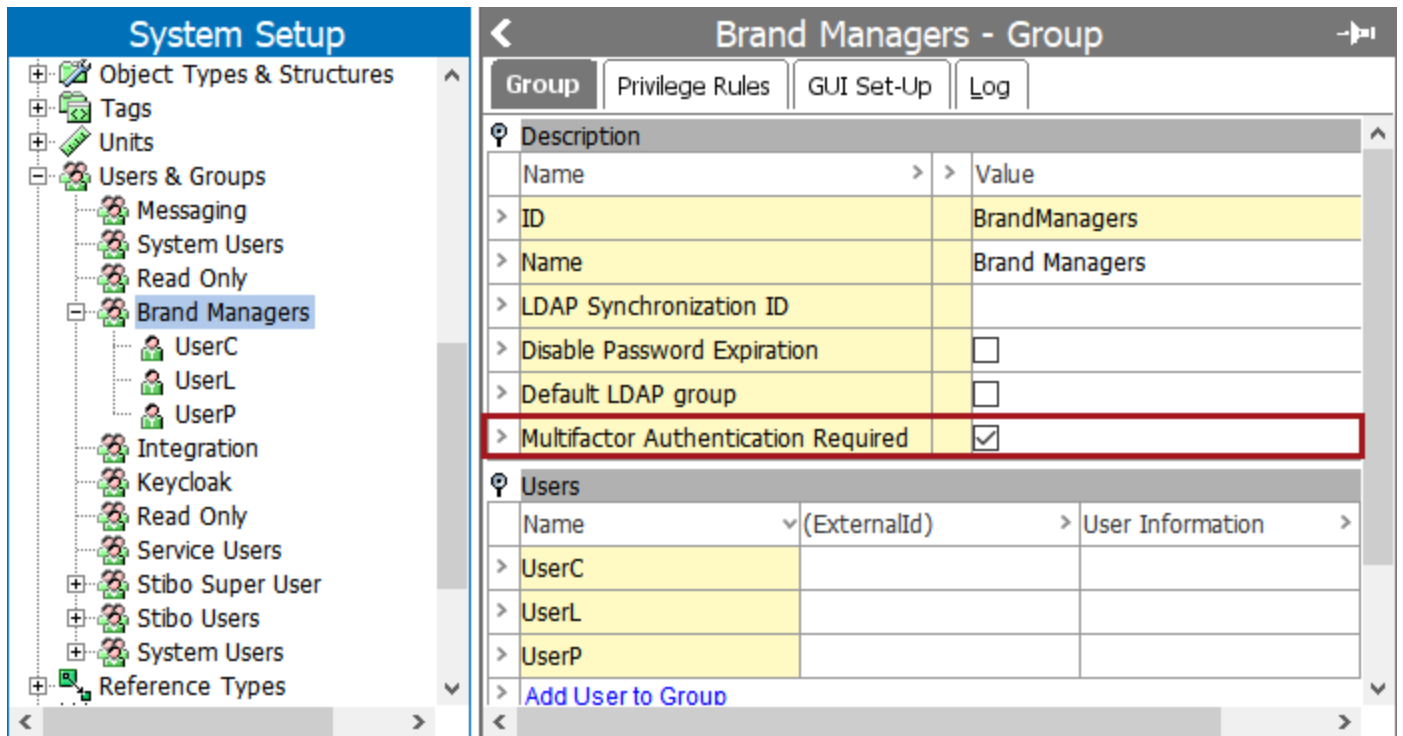
The Triggering Workspace setting for Event Processors (EPs) has been relocated to the Event Processor Wizard Configuring Processing Plugin step. The default setting is Approved, and the parameter is only visible for select event processors that allow for triggering events in Main. The Triggering Workspace flipper is no longer visible on the Event Trigger Definitions tab for EPs nor for any Outbound Integration Endpoints that are created after an upgrade to 11.0.

Upon upgrade, customers that currently have event queues configured to trigger events in Main will continue to show this option in the EP and OIEP editor UI only until the configuration is deleted or the setting is changed to Approved, if triggering via Main is not allowed for the processor type.

Only new EPs of the following types can select a Triggering Workspace option in the EP wizard: Data Sufficiency Calculator, Execute Business Action, and Matching. Additionally, the Elasticsearch Indexer allows the option, which is now set in the Elasticsearch Configuration, as defined in the Creating an Elasticsearch Configuration topic of the Web User Interfaces documentation. For information on each EP type, refer to the links from the Processing Plugins topic in the System Setup documentation.

New Multifactor Authentication for SaaS users

For SaaS customers, it is now possible to configure a cloud STEP system to support Multifactor Authentication (MFA) for user accounts managed in STEP. When the functionality is enabled, STEP administrators are able to select the 'Multifactor Authentication Required' parameter on the desired user group.

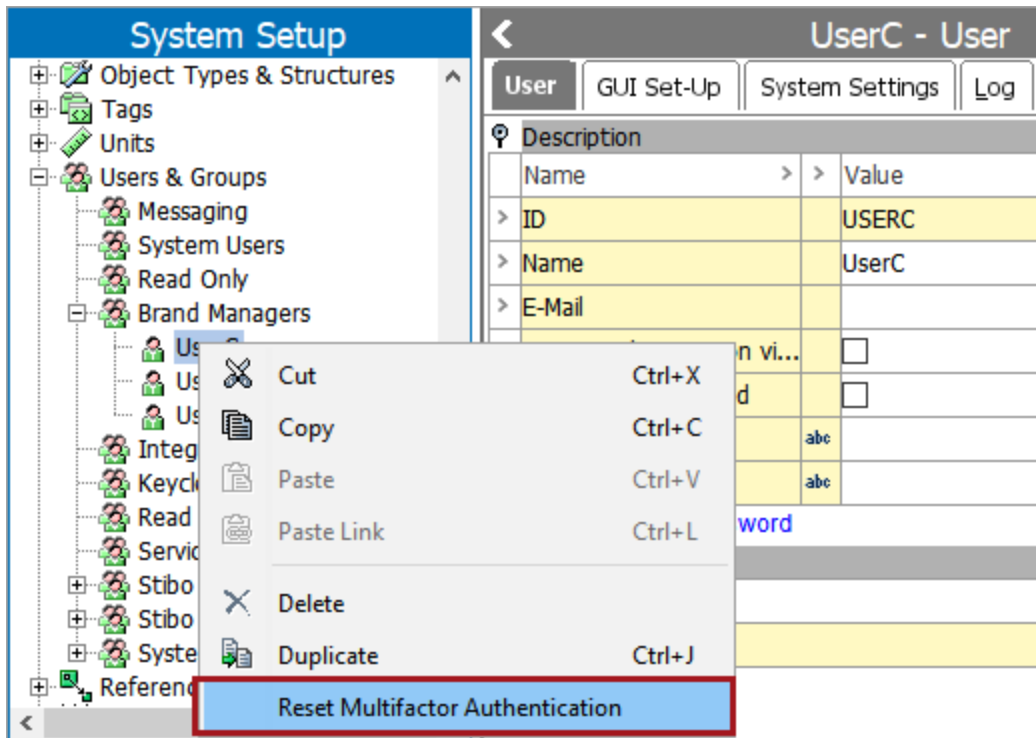


The screenshot shows the 'System Setup' interface. On the left, a tree view shows the hierarchy: System Setup > Users & Groups > Brand Managers. The 'Brand Managers' group is selected. On the right, the 'Brand Managers - Group' configuration page is displayed. The 'GUI Set-Up' tab is active, showing a table of parameters. The 'Multifactor Authentication Required' parameter is checked.

Description	
Name	Value
ID	BrandManagers
Name	Brand Managers
LDAP Synchronization ID	
Disable Password Expiration	<input type="checkbox"/>
Default LDAP group	<input type="checkbox"/>
Multifactor Authentication Required	<input checked="" type="checkbox"/>

Users		
Name	(ExternalId)	User Information
UserC		
UserL		
UserP		
Add User to Group		

When MFA is enabled for a user group, the users in that group will be prompted to configure MFA using an authenticator application the next time they log into the system. Should a situation arise where the MFA configuration for a user needs to be reset, a STEP administrator can right-click on the desired user and select 'Reset Multifactor Authentication.'



For more information, refer to the Multifactor Authentication for SaaS topic in the User and Groups section of the System Setup documentation.

Online help / documentation changes

In addition to documentation updates as part of 11.0 initiatives, the following changes have occurred:

- Documentation, including release notes, is now available in PDX. Once logged into PDX, from the left navigation panel, click on Help Center, and go to Documentation.
- STEP release information is available from within the customer portal (Jira) and will be available via the Partner and Customer Communities soon. Before accessing the documentation in Jira, clear your cache to ensure the system is accessing the latest materials.
- Documentation was updated to remove information about unsupported versions. For unsupported platform versions, this includes the removal of the release and maintenance patch notes, which are still accessible via the customer portal (Jira) within the Release Information dashboard. Product MDM for Automotive 9.1 release and maintenance patch notes were also removed and can be provided upon request.
- Match Criteria materials were updated; refer to the Customer MDM and Supplier MDM Enhancements and Changes release note for details.

Product MDM for Automotive 11.0 - 7.0.46 Release Notes

Release Date: May 17, 2022

BUGFIXES

Auto Care

- **Fixed NumberFormatException generated during PIES import if the description contained alpha-numeric sequences**

Fixed a problem with NumberFormatException generated during PIES import if the description contained alpha-numeric sequences. The error was reported relevant to the attributes PIES Description Sequence Code (ID = AC_PIES_Description_SequenceCode) and PIES Market Copy Record Sequence (ID = AC_PIES_MKTC_RecordSequence). This issue is now resolved.

Hotfix recipe compatible with STEP 10.3 MP4+ Automotive-7.0.45: `to:hotfix/540/issue-540226-HOTFIX-5735.spr`.

PATCH RECIPE

The Automotive add-on can be installed with the following recipe:

`to:automotive/7.0/automotive-7.0.46.spr`

The above recipe is compatible with the following STEP 11.0 baseline recipe:

`to:step/platform/step-11.0.spr`

Important: Once an Automotive add-on is installed to a base STEP system, the base system cannot be upgraded without upgrading the Automotive add-on at the same time. Additionally, when upgrading any base STEP system that has any Automotive add-on installed, both install recipes must be prepared at the same time.

For assistance in applying the patch to systems with extensions or additional add-on components, contact Stibo Systems Technical Services. Instructions for installing components can be found in the SPOT Program topic in the System Administration Guide found in Downloadable Documentation.

Platform and Software Support Changes

This section lists current and future planned changes to platform and software support. The complete list of platform and software support is available in the 11.0 Platform and Software Support section of the System Release and Patch Notes documentation within online help.

The changes in platform and software support from version 10.3 to 11.0 are listed below. **Customer action may be required.**

Current Updates

Support has been added for:

- RHEL / Oracle Linux 8.5 support
- Adobe InDesign CC 2022 (support for CC 2021 continues)

Support for the items listed below has ended:

- STEP version 9.1 (ended on January 1, 2022)
- Adobe InDesign CC 2019 and CC 2020 are no longer supported and have been removed as options within the STEP InDesign Plugins.
- MS Windows-based servers will be desupported for existing customers starting with the 11.0 release. Contact your account manager to review your options for making the transition to a supported platform.

Future Updates and End of Life Notifications

The support for the items below will end with the next feature release (Fall 2022) or as indicated:

- macOS 10.15 (Catalina)
- The Dun & Bradstreet Direct 2.0 platform is scheduled to be discontinued as of December 31, 2022, and as of January 1, 2023, D&B Licensed Products may only be accessed via Direct+. The 10.3-MP4 notes include additional information.
- Support ends in 2022 for these STEP versions:
 - 9.2 — ends on August 1
 - 9.3 — ends on November 1
- Support ends in 2023 for these STEP versions:
 - 10.0 — ends on May 1
 - 10.1 — ends on December 1

Customers should update as soon as possible to the latest release of Stibo Systems Enterprise Platform (STEP). Contact your Stibo Systems account manager or partner manager, or the support department, if you have questions and/or to receive help and guidance on how to update to a supported release.

Software errors reported for the versions shown above may be rejected after the listed effective dates. Application support issues in progress for the releases being desupported will be closed on the desupport date. It is not possible to extend the support services for desupported versions.

Miscellaneous Bugfixes

A number of bugfixes have been applied as part of this release. Separate notes are generated for each maintenance patch. Refer to the entire set of 11.0 release and maintenance patch notes prior to installing or upgrading.

■ Password fix

A security fix has been made so that user passwords are more secure.

■ REST Extension API plugin fix for mTLS

Previously, the REST Extension API plugin did not work with mTLS. This has been fixed so that mutual authentication works with the REST Extension API plugin.

■ Security fix for CSRF tokens

A security fix has been made to CSRF tokens.

■ Data container type fix for manually sorted attribute groups

Now, a data container type can be created in a manually sorted attribute group.

■ Business condition user-facing message fix

Business condition user-facing messages will no longer include a full report of all evaluated business conditions. Only the failed business condition will be shown to the user.

■ Web UI Alert centers when window is resized

Added behavior for the Web UI alert box so that it will move with the window when resized and keep being at the horizontal center of the screen.

■ Fix for IIEP JMS Receiver XSLT PreProcessor not executed in transaction mode strict

Fixed problem with XSLT transformation not working when used together with JMS Receiver in IIEP.

■ Fix for Forgot Password unexpected error

Fixed an Unexpected Error, which occurred when Keycloak was turned on and when the user inserted a password that was too weak when trying to change it.

■ Fix for ECLASS 12 import issue

Fixed illegal dimension point exception for non dimension-dependent LOVs during ECLASS import. There is also a hotfix for eclassimporter-7.0.67 available for this solution.

■ **Fix for data inconsistencies in the history table**

Improved the In-Memory cache consistency tool to not unintentionally generate empty report files.

■ **Fix for error when running AutoCare and NAPA models easy setup**

Fixed an application server-side exception thrown when running AutoCare and NAPA models easy setup in the Workbench Component Editor.

■ **Fix for user attribute synchronization from Keycloak not working properly**

User attribute synchronization is now allowed when a user is not assigned to any group on the external identity provider side. A hotfix for keycloak-ss0-7.0.14 is also available for this solution.

■ **Fix for language-dependent attributes from XML missing in GDSN production**

When importing multiple GDSN files with different target markets having different dimensions, attributes would not always receive updates in all dimensions. This has been fixed. A hotfix for this solution is also available for gdsn2-receiver-7.0.62 and gdsn2-receiver-7.0.63.

■ **Fix for PDX inbound BGP not getting auto cleared**

Fixed an issue when the connection to PDX was terminated before all data was received by the inbound connector, and therefore the BGP was stuck.

■ **ISSUE-425896 - Fix for browser autofill rendering on top of search suggestions**

Now, browser auto-suggestions are disabled for the Web UI Homepage Search Widget.

■ **ISSUE-447713 - Fix for Display Sequence metadata not showing in Web UI**

Now, Display Sequence attribute metadata for Attribute Links meta-attributes will be shown correctly in the Product Attribute Links component on a Web UI Node Editor screen.

■ **ISSUE-448679 - Solution for Web UI typeahead function on LOV**

The typeahead function would only react to the first character when selecting an LOV value. Now, it is again possible to do typeahead on an LOV combo box which is representing the Attribute Value Header on Web UI Node List.

■ **ISSUE-457412 - Solution for LOVs not being correct on the Multi Context Screen**

Now, context-specific LOV values will be shown in a dropdown list for LOVs on the Multi Context Screen in Web UI.

■ **ISSUE-466364 - Fix for generic search refresh not listing any results**

Now, a Generic Search screen will restore search results after reloading, if it has been navigated to by the Global Navigation Search.

■ **ISSUE-467871 - Corrected issue with LOV Add Value Pop Up on List of Values Management Screen**

Fixed the issue where the pop-up bar was not getting closed even after a duplicate value was added to the LOV. It happened in the Web UI on the List Of Values Management Screen (Values Tab), when the user tried to add an LOV value which was a duplicate.

■ **ISSUE-468068 - Fix to clear Web UI alerts**

Now, when a user executes the Run Business Action in a Web UI Node Editor, previous Web UI alerts will be closed. This will lessen the confusion for users.

■ **ISSUE-472707 - Solution for attributes in workflow not supported in Web UI**

Now, it is possible to submit attributes on a Web UI Task List via the Submit From Grid action.

■ **ISSUE-473507 - Fix for translation management error-free files going to error subfolder upon import**

Fixed an issue occurring where import files with translations were moved to the error folder even if there were no errors during translation using those files.

■ **ISSUE-476092 - Fixed problem with apostrophe in Web UI messages**

Now, a single quote (apostrophe) will not be escaped in localization strings in Web UI and will display as expected.

■ **ISSUE-476592 - Fix for Web UI Revision component issue**

Introduced the possibility to show dates for the Revisions component on a Web UI Node Editor with respect to the current Web UI locale. To enable this property, contact Stibo Systems Support. This fixed a customer issue with the Revisions fields being shown in random order for the same component.

■ **ISSUE-477128 - Fix for missing navigation element in Web UI**

Fixed a bug where the width of a tab panel in the Web UI was calculated wrong if it was configured in a border panel, columns, or similar.

■ **ISSUE-478081 - Fix for user getting exception when reordering rows in a table**

Fixed a problem where the workbench Table editor caused an exception when dragging and dropping rows / columns.

■ **ISSUE-481153 - Fix for issue occurring for business actions newly added to workflow and permissions**

Now, 'on transition' business rules will be executed with super user privileges if the workflow does not have a checkbox for 'Use current user privileges' checked in STEP workbench. Previously, it was working for OnEntry and OnExit business rules in Workflow.

■ **ISSUE-481330 - Fix for blank Smartsheet calculated attributes**

Now, dimension-dependent calculated attributes will be correctly exported in cross-context mode in Smartsheet format.

■ **ISSUE-492298 - Fix for customer system crash**

Now, memory will not be consumed on trying to resolve lookup formulas that point to external resources in Excel Smartsheets during the Smartsheet import when a lookup formula destination is not accessible from the application server. There is a step-10.1-mp4 to mp6 hotfix also available for this solution.

■ **ISSUE-495555 - Solution to customer-specific issue of removing messages from business conditions**

Introduced a possibility to hide unnecessary messages from the Reference Other Business Condition on a Web UI Node Editor when submitting an item to another state. To toggle this property, contact Stibo Systems Support. There is also a hotfix for this solution available for step-10.1-mp3 to mp6 and step-10.3-mp4.

■ **ISSUE-496915 - Fix for GUI localization issue**

Fixed a problem occurring when a non-date attribute in a Data Container popup was not localized according to Web UI locale, which caused a validation error when changing the attribute value.

■ **ISSUE-500353 - Fix for `logger.severe()` causing business rule to abort**

Calling `logger.server("message")` in a JavaScript Business Action should not cause a rollback of a transaction on the node that was being worked on in a bulk update. This has now been fixed, so it will not cause a rollback. If a business action is not supposed to be applied to a node in a bulk update, it should be handled by returning false in the configured business condition. If something unexpected happened during the execution of the action that necessitated a rollback, it will still be achieved by throwing an exception from the business action.

■ **ISSUE-501798 - Fix for supplier users not able to view 'Batch' level objects when they are configured as part of the Supplier Web UI**

Fixed a problem causing Supplier Batches hierarchy to not be shown in the Web UI Tree Navigator.

■ **ISSUE-501869 - Fix for error during import of STEPXML**

The problem was found during import of STEPXML. If the STEPXML contained the tag `<Products RejectNewProducts="true">` and a product with a bad key was found, then an error message was written in the BGP log that it was not possible to create the product.

The solution has been to handle bad keys in the same way as bad IDs are handled. Two lines are written in the BGP for the product:

Example keys:

```
{code:java}
```

Line 7, Product 2: The new product with unique key 'A_SKU2' was rejected

Line 7, Product 2: The product with unique key 'A_SKU2' was skipped

```
{code}
```

Example IDs:

```
{code:java}
```

Line 6, Product 2: The new product with ID 'AcmeID2' was rejected

Line 6, Product 2: The product with ID 'AcmeID2' was skipped

```
{code}
```

■ **ISSUE-505533 - Solution to increase max file size upload**

Introduced a property that overrides the standard Apache file size limit and allows admins to control a maximum uploaded file size through the Web UI Asset Import Homepage Widget. To set this property, contact Stibo Systems Support. Hotfixes are available for step-10.1-mp1 - mp6.

■ **ISSUE-506367 - Fix for REST Receiver inbound with large files causing BGP to be put into quarantine**

Importing STEPXML containing very large assets would fail with 'out of memory' errors. This has been fixed.

■ **ISSUE-508906 - Fix for data misalignment when not using the full screen**

Now, a scrollbar on the Data Container Table View component will allow users to scroll horizontally on both headers and cells instead of scrolling only the cells.

■ **ISSUE-513817 - Packaging screen fix for Web UI**

Fixed incorrect exception about cycle in packaging graph, which was thrown for correct packaging graphs with more than one (1) level of references that prevented a Packaging screen in Web UI from loading. There is a hotfix for this solution that is applicable to step-10.3-mp1 to mp3.

■ **ISSUE-514752 - Issue fix for header rows no longer word wrapping in a Task List**

Now, dynamic table layout word wrap will correctly work for inherited value cells in Multi Edit Display mode on a Web UI Node List.

■ **ISSUE-516025 - Fix for Details Overlay not loading when navigating back**

Introduced possibility to bypass a navigation prevention check when navigating to the previous screen with Details Overlay in Web UI and the previous screen had the unsaved changes. To toggle this property, contact Stibo Systems Support. A hotfix for this solution is available for step-10.2.mp3.

■ **ISSUE-518567 - Fix for missing 'Forgot password?' option for LDAP / non-LDAP combination**

A new config property `WebUI.ForgotPassword.ForceEnabled` has been added. Set to true to enable the 'Forgot password?' functionality, even when LDAP is used. LDAP users cannot reset their passwords in this way.

■ **ISSUE-519710 - Kafka Receiver Group ID override**

Added option to manually override 'Group Id' parameter for the Kafka Receiver. Contact Stibo Systems Support to implement this solution. A hotfix is applicable to step-10.2-mp3.

■ **ISSUE-520814 - Fix for import of translated file creating product-to-product references**

Fixed the import of a translated file, which created product-to-product references when the reference was removed after creating file for translation.

■ **ISSUE-521047 - STEP Workbench Launcher security upgrade**

Fixed a STEP Workbench Launcher problem for Windows x64 not having signed executable files, which was a security issue.

■ **ISSUE-521634 - Fix for multi-valued attributes not clearing on import**

When importing data with an empty multi-valued attribute where STEP holds a value for a multi-valued attribute, data was not cleared. Now, when importing empty multi-valued attributes, the values for a multi-valued attribute will be cleared in STEP.

■ **ISSUE-522286 - Fix for customer system going in Single Update Mode and needing restart**

`AutoDeleteBackgroundProcesses` would delete a maximum of 1,000 background processes at a time. This limit has been removed.

■ **ISSUE-523054 - Fix for import configuration ignoring mandatory flag**

Fixed the problem with import configuration, which was ignoring a mandatory flag for data container attribute values.

■ **ISSUE-523873 - Fix for XML formatting issues when editing Web UI**

XML indent will be enabled again in the Web UI configuration if a certain config property is set. Contact Stibo Systems Support to enable this property.

■ **ISSUE-524439 - Corrected an inheritance issue for classifications in Web UI**

Now, it is possible to override an inherited CPLink via the Classification Product Links component in a Web UI Node Editor.

■ **ISSUE-524796 - Fixed Excel export bug**

Fixed calculation of filename extension for referenced assets in Excel export so that the original extension is used for assets that do not pass through an image conversion pipeline.

■ **ISSUE-525134 - Fix for unavailable Basket button for end user**

Introduced a possibility to check a Temporary Node Collection Create privilege instead of a Top Node Collection Create privilege to display a Basket screen in Web UI. To set this property, contact Stibo Systems Support. There is also a step-10.2-mp3 hotfix available for this fix.

■ **ISSUE-525383 - Fix for translation configs with multiple locales exporting without DESCRIPTION**

A fix was made for translation process descriptions that said 'null' instead of 'Translating.' There is also a hotfix available for this solution that is applicable to step-10.2-mp3.

■ **ISSUE-525476 - Solution for inability to display multiple warning messages with business conditions**

Fixed problem occurring when only one attribute value, which had a failing business condition validation, was highlighted on a Web UI Node Editor screen after editing this value. Users should view multiple values being highlighted if they are failing different business condition validations.

■ **ISSUE-526346 - Fix for LOV binding inconsistency**

Introduced a possibility to resolve Business Rules on Web UI Node Editor to LOV values instead of LOV IDs when evaluating business conditions. To toggle this possibility, contact Stibo Systems Support.

■ **ISSUE-526949 - Improved workbench performance on high latency networks**

Deprecated HTTP/1.0 headers removed. A hotfix for this solution is also available for step-10.3-mp4.

■ **ISSUE-527032 - Corrected double quote CSV format import issue**

Fixed problem occurring when there was an empty double quote with a delimiter at the beginning of the imported CSV string. This caused a CSV import to fail with an exception when the 'Allow Multiple Lines' parameter was enabled for CSV conversion. This solution also has a hotfix available for step-10.0-mp3 to mp5 baselines.

■ **ISSUE-527367 - Publication Transfer Package export file with wrong extension correction**

Fixed problem where an Export to Transfer Package created an Excel file with the wrong extension.

■ **ISSUE-527721 - Solution for export to Excel failing since upgrade**

Now, an exception will not be thrown when exporting STEP data in Excel / CSV / Smartsheet format via the File Delivery plugin. An exception was related to an attempt of renaming the result file while Excel was still locking it on a file system. The exporter will now retry again, and if this retry fails, it will copy the file with the correct name and delete an original file later.

■ **ISSUE-527982 - Fix for asset format getting changed in published environment**

When using STEPXML to export and import assets, the filename was lost. It was therefore not possible to set the asset mime type based on the filename extension when importing from STEPXML. This has been fixed, and a hotfix for step-10.2-mp3 is also available.

■ **ISSUE-528220 - Fix for nested 'groupings' configured with Web UI mandatory validations that were conflicting and failing**

Fixed problem occurring when the Action button with Enforce Validity on a Buttons component of the Web UI Node Editor screen was not enabled correctly after saving the hidden mandatory grouping options.

■ **ISSUE-528721 - Fix for unexpected search results**

Fixed an issue occurring with an In-Memory reference search by a classification product link reference in combination with other search criteria where a product could be linked with multiple classifications. The classification product link reference search criteria filter was omitted when results were queried by other search criteria before filtering them by the classification product link type.

■ **ISSUE-529998 - Fix for double page references in PDF**

Fixed problem in DAP Parser where node on pages was returning invalid page numbers. A hotfix for this solution is available for step-10.1-mp3 to mp6.

■ **ISSUE-530171 - Fix for changed flag not propagating in STEPXML on LOV-based reference meta data**

Cross-context delta exports now handle LOV deletions on meta data on associations correctly. Previously, deletions were sometimes interpreted as additions, in which case they were not marked as

missing.

■ **ISSUE-530611 - Fix for event processor failing automatically**

Changed the user starting a background process to be the configured user on the event processor so that it is the configured user's privileges that apply to all aspects of the processing. The configured user will appear as the 'started by' user on the background process.

■ **ISSUE-530865 - Fix for error being thrown when submitting publication section objects out of a workflow state**

Fixed ClassCastException during the Submit From Grid of publication section on Web UI Task List screen. A hotfix for this solution is available for step-10.1-mp4 through mp6.

■ **ISSUE-531172 - Fix for Excel export not working**

Now, an exception will not be thrown when exporting STEP data in Excel / CSV / Smartsheet format via the File Delivery plugin. An exception was related to an attempt of renaming the result file while Excel was still locking it on a file system. The exporter will now retry again, and if this retry fails, it will copy the file with the correct name and delete an original file later.

■ **ISSUE-531202 - Matching & Linking fix**

Fixed multiple issues related to Trusted Source Multi Context Reference Survivorship Rule not able to handle Multi Reference Reference / CPLink types properly. A hotfix for step-10.2-mp3 is also available for this solution.

■ **ISSUE-531899 - Loqate Local CASS native call Linux**

Loqate Local CASS had performance issues. The Loqate library directory LD_LIBRARY_PATH for the app server process was added, if it exists. Users will view performance improvements now.

■ **ISSUE-532078 - Fixed exception occurring during active translation**

Fixed an 'This operation cannot be performed while a Transaction is active' exception occurring when a user was trying to generate Match Code statistics in workbench for a Matching Algorithm with an embedded match code with In-Memory enabled.

■ **ISSUE-533477 - Solution for empty CSV files generated upon export**

Introduced a property that allows the system to mark changed System Setup Nodes as 'Selected' in STEP XML export when performing an event-driven (OIEP) export in STEP. This means that empty converted files will no longer be generated for such OIEPs. To enable this property, contact Stibo Systems Support.

■ **ISSUE-533662 - Fix for error given when copying an empty LOV cell value into a Smartsheet**

Fixed a problem making it impossible to paste an empty value in an LOV cell in Excel Smartsheet to clean up the current value.

■ **ISSUE-533725 - Fix for NPE occurring while Importing an XML file**

Fixed NullPointerException in STEP importer that was related to the handling of ObjectConstraintException (invalid Object Type, an invalid attempt to change the object type, etc.).

■ **ISSUE-534226 - Fix for customer matching Clerical Review Confirmed Non-Duplicate - Matching Algorithm issue**

Fixed a problem occurring when in Confirmed Duplicates and Confirmed Non Duplicates flippers on the workbench Matching tab a selected node showed all valid Matching Algorithms for a Reference Type, mapped as Confirmed Duplicate/Non Duplicate. Now, these algorithms will be additionally filtered by a valid Golden Record Object type. If the matching algorithm is valid for a selected Golden Record Object type, it will be shown in Matching Algorithm cell on the mentioned flipper.

■ **ISSUE-534771 - Fix for Asset Download looping while loading asset content**

When uploading new asset content, STEP would notify event listeners but ignore some Event Triggering Definitions. This has been corrected. Now, Event Triggering Definitions will be taken into account when uploading new asset content.

■ **ISSUE-534819 - Solution for inability to sort description in Export / Import background process**

Now, the Table Header BGP Description on a BGP List Screen in Web UI will support filtering.

■ **ISSUE-535369 - New healthcheck in Admin Portal**

A new Invalid Previous and Maximum History Revisions healthcheck determines if there are any nodes with invalid revision entries. The process for fixing the nodes is handled manually.

■ **ISSUE-535492 - Solution for Kafka Receiver only taking a small number of events**

A MaxPartitionFetch property (Kafka.Receiver.<InboundEndpointID>.MaxPartitionFetch=<value-in-integer>) was added for the Kafka Receiver Plugin so the default value can be overwritten.

■ **ISSUE-535596 - Fix for issue with submit button on page**

Fixed issue with a reference table in Web UI where it was possible to submit the form event if not all mandatory attributes were filled. A step-10.2-mp3 hotfix is also available for this solution.

■ **ISSUE-535836 - Fix for deactivation of keys while installing the change package contents**

When exporting a change package consisting of an LOV-validated attribute that was used in a unique key, the target system could fail during impact analysis even if the attribute / LOV has not changed. This has been fixed.

■ **ISSUE-535922 - Fix for e-Signature exception**

Fixed a problem occurring when submitting an item with an e-Signature business rule configured on a transition. It caused an exception to be thrown in Web UI.

■ **ISSUE-535930 - Fix for Asset Importer not saving metadata for a reference**

When trying to import assets via Asset Importer, STEP would not store metadata as attributes on multiple references. This has been corrected. Now, all metadata will be stored as attributes on multiple references.

■ **ISSUE-536481 - Fix for errors on basic import of STEPXML**

Now, a ModifyingUniqueKeyValueException will not fail an entire import, if this exception is thrown in Replacement Rules when replacing a value for an attribute which is used by the unique key.

■ **ISSUE-537409 - Fix for package object details not showing after upgrade**

Fixed a problem occurring when a current Node Details selection on a Packaging Node List in Web UI was not loaded after reloading a screen upon performing a Reset Action (or any other action that reloads a current screen).

■ **ISSUE-537544 - Solution for error occurring while creating the IIEP for asset import**

When trying to import an asset via Import Manager, STEP would display an error message while mapping Object Type. This has been corrected. Now, there will be no error message while mapping Object Type for an asset. A hotfix for this solution is available for step-10.2-mp3.

■ **ISSUE-537556 - Fix for OIEP failing with a general contract violation error**

Fixed non-transitive comparison in Domain exporter during the export of metavalues if any of the metavalues has a null persistence object. It caused a 'Comparison method violates its general contract' error in the BGP, which is now fixed.

■ **ISSUE-538673 - Solution for inconsistent display of the RTE dialog box**

Fixed the width of a Rich Text Editor popup on a Web UI Node Editor screen. The editable text box was bigger than the dialog box when the popup contained tags.

■ **ISSUE-539493 - Data Container table horizontal scroll fix**

Removed unnecessary scroll on Data Container Table Editor within a Node Editor.

■ **ISSUE-539674 - Solution for authentication issues for Asset Streaming API**

Fixed authentication issues occurring when using an Asset Upload endpoint with SaaS. An error was occurring when the customer sent an upload request to the Asset Streaming API and getting a 401 Unauthorized exception.

■ **ISSUE-541019 - Fix for GUI bundle for creation of attributes**

Now, internal Web UI validators will be hidden in workbench when creating a new attribute.

11.0-MP1 Maintenance Patch Notes

July 2022



NEW FEATURES

- **Asset Publisher includes a new option for processing delete events to manage blob storage**

The new 'Handle Delete Events' parameter on the Asset Publisher event processor plugin enables managing binary files in blob (binary large object) storage based on delete events from STEP. Setting this parameter to 'Yes' activates the reading of delete events to delete binary files from the blob storage when they are no longer needed. This optional feature allows better management of the blob storage contents. The default setting is 'No' and ignores delete events, as in previous STEP versions. For more information, refer to the Asset Publisher Processing Plugin Parameters and Triggers topic of the System Setup documentation.



BUGFIXES

- **ISSUE-289785 - Fixed an issue with LOV merging**

Merging of values from a list of values (LOV) would fail if another user was changing the values in the LOV while the merge was running. Now, the merge values action will handle this error.

- **ISSUE-418996 - Fixed filter popup where HTML tags were displayed**

Fixed error occurring in value filters for the 'Reference Metadata Value Header,' where multi-valued attribute values were not correctly shown.

- **ISSUE-426181 - User with only view rights was able to change asset object type**

The check for user privileges has been restored. This solution also has a hotfix available for step-10.2-mp3.

- **ISSUE-427272 - Fix for OIEP that ran into error after folder deletion**

Introduced possibility to remove the deleted items from OIEP Object Selection configuration instead of throwing an error when an OIEP is being invoked. To toggle this property, contact Stibo Systems Support.

■ **ISSUE-464032 - Fix for product key turning editable on Smartsheet validation**

Fixed a problem occurring when unique key attributes were marked as non-readonly after performing an online validation in exported Smartsheet.

■ **ISSUE-468413 - Solution for no mandatory warnings in Initiate Item Screen in Web UI**

Introduced a possibility to show warnings about missing mandatory Value Components for non-rich text and non-date attributes on an Initiate Item screen. To toggle this property, contact Stibo Systems Support.

■ **ISSUE-473065 - Fix for error on load when Show Top Item Details was set**

Fixed an Index Out Of Bound Exception in Web UI Table Display Mode, which was thrown sporadically when a user returned from item details to the Node List screen via browser navigation. It happened when the Show Top Item Details parameter was set.

■ **ISSUE-496817 - Solution for dev errors in log file after InDesign upgrade to CC16**

Reduced the log level from INFO to FINEST for messages 'Failed to identify mime-type' from MasterSecurityFilter, which are related to InDesign plugin.

■ **ISSUE-499763 - Fix for language-dependent attributes from XML missing in GDSN production**

When importing multiple GDSN files with different target markets having different dimensions, attributes would not always receive updates in all dimensions. This has been fixed. A hotfix for this solution is also available for gdsn2-receiver-7.0.62 and gdsn2-receiver-7.0.63.

■ **ISSUE-508906 - Fix for data misalignment when not using the full screen**

Now, a scrollbar on the Data Container Table View component will allow users to scroll horizontally on both headers and cells instead of scrolling only the cells.

■ **ISSUE-509714 - Fix for queryReferencedBy sometimes returning a null reference**

Made it so NullPointerExceptions (NPEs) will be filtered out when calling 'query.asList' or '.forEach'.

■ **ISSUE-515695 - Fix for apply filter button being off screen due to zoom / resolution**

Now, a filtering dialog on a Web UI Node List will be shown at full size when Web UI is open on a small screen to allow users to view the filtering options without scrolling. A filtering dialog in this case will be unbound from the table header by vertical coordinate axis. This solution also has a hotfix available for step-10.2-mp3.

■ **ISSUE-519623 - Security fix for HTML Injection**

Fixed HTML Injection in Web UI URL parameters that allowed to access the outer resources by pasting a harmful script to Screen, Context, or Workspace parameters in Web UI URL.

■ **ISSUE-520097 - STEP logout error**

Fixed issue with logout when using /webui/webui/logout link. It did not work correctly if run from external HTML page from iframe element.

■ **ISSUE-520278 - Fix for fatal error when applying filter on search result table**

Fixed a ClassCastException related to numerous clicks on any Table Header on Web UI Node List in order to open a filtering dialog. A hotfix for this solution is available for step-10.3-mp4.

■ **ISSUE-527816 - Fix for data inconsistency error when publications are deleted**

Additional checks have been added to the remove orphan publication nodes option ('Clean orphan publication data'). There is a hotfix for this solution that is applicable to step-10.1-mp3 to mp6.

■ **ISSUE-528220 - Fix for nested 'groupings' configured with Web UI mandatory validations that were conflicting and failing**

Fixed problem occurring when the Action button with Enforce Validity on a Buttons component of the Web UI Node Editor screen was not enabled correctly after saving the hidden mandatory grouping options. There is also a hotfix available for this solution that can be applied to step-10.3-mp4.

■ **ISSUE-530493 - NPE fix for freezing panes in Dynamic Table Layout**

Fixed NullPointerException that was thrown when user was trying to freeze panes when using Dynamic Table Layout.

■ **ISSUE-532312 - Preview template not displaying**

Fixed Proof View headers that did not allow the Proof View to display in Safari or Chrome browsers. A hotfix is available for this solution and applicable to step-10.2-mp3 and step-10.3-mp4.

■ **ISSUE-533802 - Fix for reference survivorship rule issue**

Now, Trusted Source Reference Survivorship Rule Multi Context will not report warnings when Mapped Reference and Reference types have a difference in valid "stibo dot" attributes.

■ **ISSUE-534684 - Fix for BGPs and other process getting stuck**

Fixed a bug that would create bad data on STEP systems running with encrypted storage. BGPs could not run.

■ **ISSUE-534687 - Fixed generation of Modify Events when changing Reference / Link Type properties**

Fixed the Reference / Link Type so that when its properties are changed the Modify Events will be generated.

■ **ISSUE-535391 - Fix for full storage after update**

Now, Scheduled Category profiling, running on a Windows Application Server, will correctly clean up the temporary files, which are created in Temp folder on a server.

■ **ISSUE-536337 - Fix for inability to change attribute definitions**

Fixed a problem where lock-free schema changes could fail for LOVs under special conditions. This solution also has a hotfix available for step-10.3-mp4.

■ **ISSUE-536484 - Fix for classification link type change leading to duplicated link type**

For Cassandra based STEP systems, fixed an issue where old versions of product to classification link types were shown in the workbench. Now, these old versions are gone. There is also a hotfix for this solution for STEP versions 10.1-mp4 to mp6.

■ **ISSUE-536502 - Fixed issue with historical data in workflow profile**

In workflow profile historical data, the latest log entry was not counted when calculating the assignment KPIs. This has been fixed.

■ **ISSUE-537514 - InDesign plugin fix**

Fixed a problem occurring with InDesign plugins where an update of a commercial object mounts a not selected table (table available in the structure).

■ **ISSUE-538157 - Fix for NPE thrown when editing existing import configuration**

Editing an existing import configuration with mappings to non-existing attributes or data container types would cause the workbench to throw a null-pointer exception. Now, such errors will be shown in the import wizard, and no exceptions will be thrown.

■ **ISSUE-538252 - Fix for business rules executed twice in Web UI setup**

Now Validation Business Conditions, configured on a Node Editor screen in Web UI, will not be calculated twice on a page load. This is if a Node Editor contains a Value/Value Group component, configured for an LOV attribute, which is used in the Validation Business Condition bind. This solution also has a hotfix available for step-10.3-mp4.

■ **ISSUE-538287 - Correction for Product Classification Link not being removed on import with Remove Class Link option set**

The problem found was that the Product Classification Links were not removed when importing an XML file which makes a new classification link for a given product (Product ID, Classification Category Parent ID). 'Remove Un-Mapped' references under Classification Product Link Type must be set to remove to view the problem. Also, 'Owns Product Links' must be set to true on Classification Objects to display the problem. This functionality has been removed intentionally when the new replacement rules were introduced. It is no longer valid to remove a link owned by another classification.

If you run into this issue and need to switch the off checking if the link is owned by a classification, contact Stibo Systems Support. A hotfix to step-10.2-mp3 is also available for this solution.

■ **ISSUE-538917 - Fix for 'Force Update Table' triggering a full update of the document**

The problem was found when doing a 'Force Update Table' in InDesign. If a select table was made after a cursor text selection has been made in the table then all tables in the document were updated. The solution is to update the table designated by the table selection only.

■ **ISSUE-538976 - Fix for Search and Goto not finding Change Packages**

Fixed searching for change packages by adding the 'Change Package' value to the SQL retrieval query. This solution also has a hotfix available for step-10.1-mp4, mp5, and mp6 and one available for inmemory-7.0.55.

■ **ISSUE-539493 - Data Container table horizontal scroll fix**

Removed unnecessary scroll on Data Container Table Editor within a Node Editor. A hotfix for this is included in 11.0.

■ **ISSUE-539817 - Fix for Web UI user losing all tabs and navigation buttons upon save**

In the Web UI, when using a Forwarding Switch Screen in a Node List, a page refresh would cause the target screen to take over the entire main area of the page. This has been fixed.

■ **ISSUE-539929 - Fix for slow BMEcat export**

Fixed performance problems occurring when getting linked attributes for a large classification hierarchy, when using the 'Attributes inherited by Classification' on a large classification hierarchy. This type of mapping is often done on BMEcat exports using the ETIM classification hierarchy.

■ **ISSUE-540058 - Fix for NPE error while editing import configuration**

Editing an existing import configuration with mappings to non-existing attributes or data container types would cause the workbench to throw a NullPointerException (NPE). Now, such errors will be shown in the import wizard, and no exceptions will be thrown.

■ **ISSUE-540068 - Fix for Product Reference Type inside import configuration not working in Web UI**

Fixed a problem occurring when a multivalued separator, configured for a reference mapping rule in workbench, was not working correctly when importing products through the Web UI Simple Import Widget on a Web UI Homepage Screen. This solution also has a hotfix available for step-10.2-mp3.

■ **ISSUE-540233 - Fix for proof view not getting the pictures**

Fixed a problem occurring when proof view would throw an exception and fail to return all images.

■ **ISSUE-540605 - Fix for error while testing business rule 'Applies If'**

Now, it is possible to test JavaScript Business Conditions in 'Applies If' tab in the Business Action editor in STEP Workbench.

■ **ISSUE-540718 - Fix for products not grouped in Excel export via Web UI**

There was a customer-specific fix around configuration properties and enabling / disabling sorting in Excel. If you have a similar issue, contact Stibo Systems Support.

■ **ISSUE-540821 - Fix for workbench approve translation error**

When approving multiple translations in the workbench, only the first translation was being approved. This has been fixed. This solution also has a hotfix available for step-10.3-mp4.

■ **ISSUE-540842 - Solution for no error / warning messages showing for users when using file import widget**

Now, it is possible to view an import BGP in Web UI if an import was initiated through File Upload Widget with the Swap User parameter enabled.

■ **ISSUE-540895 - Fix for asset import issue in published environment**

Now, the error 'The attribute with ID 'stibo.documentvalue' could not be found' will not be thrown when importing an Asset with content and a parent classification that contains an attribute link to the 'stibo.documentvalue' system attribute.

■ **ISSUE-541330 - Fix for Matching and Linking Inheritance promotion error**

Fixed a problem occurring when inherited references / links together with local links / references, that are overriding them, were promoted to the Golden Record via Trusted Source Multi Context Reference survivorship rule.

■ **ISSUE-541723 - Fix for Status Selector cutting column view**

Now, full State names on a Status Selector Widget in Web UI will be shown when there are Status Flags configured to be shown as well.

■ **ISSUE-541761 - Fix for OIEP incident / endpoint export issue**

Fixed backward compatibility issue for outbound integration endpoints so that when multiple contexts are specified, the system will use cross-context export mode. This solution also has a hotfix available for step-10.2-mp3 and step-10.3-mp4.

■ **ISSUE-541795 - Admin Portal styling fix**

Fixed styling issues in the Admin Portal's User Activity tab (radio buttons, button width) and Send Diagnostics tab (button width).

■ **ISSUE-542252 - Solution for Node List Sequence View drag / drop not working for assets**

Added support for sequencing assets in a classification in the Sequence Display mode of the Web UI Node List

■ **ISSUE-542583 - Corrected post-upgrade problems with OIEPs**

Under special circumstances, the Domain Exporter did not export all sub-products below products referenced by a classification

■ **ISSUE-542874 - Fix for Web UI showing unresponsive message for some components upon upgrade**

Fixed a performance issue for Grouping/Grouping Option components in Web UI Design Mode. They were loading for a long time, even though they were not in Design Mode. Now, only a source Attribute Value for Grouping component will be loaded in Web UI Design Mode to avoid performance issues for complex grouping structures. This solution also has a hotfix available for step-10.3-mp4.

■ **ISSUE-542960 - Fix for Web UI exports failing intermittently**

Fixed thread safety issues during the export in Excel format in STEP. This solution also has a hotfix available for step-10.3-mp4.

■ **ISSUE-543185 - Fixed issue preventing rejection of duplicate items from Match result**

Fixed confirm / reject buttons on duplicate candidates in Matching tab in workbench.

■ **ISSUE-543484 - Fix for a customer not being able to access the SaaS QA system**

We recommend avoiding concurrent requests to get sensor information from the Admin Portal as these requests use a lot of memory and can contribute to the application server running out of memory. Also,

the sensor information requested from Prometheus has been fixed, so no two threads are starting to collect information for the same sensor concurrently. This solution also has a hotfix available for step-10.3-mp4.

■ **ISSUE-543547 - Customer upgrade issue fix**

Fix for problem writing to the execution report for a background process.

■ **ISSUE-543653 - Fix for nested 'groupings' configured with Web UI mandatory validations that were conflicting and failing**

Fixed problem occurring when the Action button with Enforce Validity on a Buttons component of the Web UI Node Editor screen was not enabled correctly after saving the hidden mandatory grouping options. A hotfix is also available for this solution and can be applied to step-10.3-mp4.

■ **ISSUE-543778 - Trying to create attribute with id: stibo.bgprocess.restartcount without success**

Running BGPs on a new database created missing internal system attributes. And, if two BGPs do that simultaneously, they could conflict and fail with an error. This fix makes a better error handling that makes it less likely. This fix is also applicable to 11.0.

■ **ISSUE-544119 - Solution for slow BMEcat export**

Fixed performance problems that occurred when retrieving linked attributes for a large classification hierarchy, and when using the 'Attributes inherited by Classification' on a large classification hierarchy. This type of mapping is often done on BMEcat exports using the ETIM classification hierarchy.

■ **ISSUE-544256 - Solution for failure to acquire exclusive lock worker**

Improved performance for extremely large multi-values. In this case, an IIEP was unable to restart. This solution also has a hotfix available for step-10.3-mp4.

■ **ISSUE-545170 - Solution for error upon importing table 0050 in the TecDoc Supplier Data file**

Added additional logging information to the BGP error report.

■ **ISSUE-545331 - Fix for bulk update config with Remove/Initiate to Workflow not working**

Now, a saved Workflow ID in Bulk Update configurations with Remove Item from Workflow or Initiate Items in Workflow Bulk Update plugins will be correctly restored in the Bulk Update wizard when performing a bulk update from the existing configuration. This solution also has a hotfix available for step-10.3-mp4.

■ **ISSUE-545946 - Fix for trailing spaces added when using the Format Text on Web UI to concatenate attribute values**

Now eight (8) zero-width trailing spaces will not be added to the end of the value with multiple inline references when a user saves such a value on a Web UI Node Editor screen with the Attribute Value Component with Rich Text editing configured. This solution also has a hotfix available for step-10.2-mp3.

■ **ISSUE-546020 - Fix for error that pops up when trying to run sidecar installation in 'test' mode**

A timeout value solution was implemented when fetching the SCPL file during asset push set up. This solution is customer specific. Contact Stibo Systems Support if you have the same issue on your system.

■ **ISSUE-546129 - Fix for asset upload / asset linking to product as vendor issue**

A change has been made to the check used by the asset importer so it is possible to link to a product, if the product is visible for ANY of the vendor groups a user is part of. Before the product needed to be visible for ALL of the vendor groups a user is part of. There is a step-10.3-mp4 hotfix available for this solution.

■ **ISSUE-546386 - Fix for auto-upgrader logs not generating**

The problem found: it was not possible to access the auto-upgrader logs from a SaasV2 system. The solution has been to add the auto-upgrader logs to the 'Logs' tab of the admin portal. Only logs from the current year are shown.

■ **ISSUE-546791 - Fix for error when enabling macros**

Fixed an exception occurring on Smartsheet open when a Smartsheet exceeded 33000 rows. This solution also has a hotfix available for step-10.3-mp4.

■ **ISSUE-547302 - Fix for RuntimeException for text transformation**

Fixed a problem occurring with Replace Value with Lookup Table transformation during the import in STEP. This solution also has a hotfix available for step-10.2-mp3 and step-10.3-mp4.

■ **ISSUE-547440 - Fixed Generic JSON export issue**

Fixed a problem occurring with Generic XML / Generic JSON and Multiple Data Containers mapping. Previously, a user would receive an error when exporting multi-valued data containers with the Generic JSON option.

■ **ISSUE-548026 - Fix for inaccessible system**

Now, an info message is logged to the application server log when the dimension dependency is changed on an attribute or LOV.

■ **ISSUE-548687 - Fix for 'Wind Events Forward' dialog not allowing event IDs with more than nine (9) digits**

Event Queue: Made it possible to Forward to Event ID, where IDs are more than nine (9) digits.

■ **ISSUE-549573 - Fixed packaging hierarchy circular references not found**

Health Check Packaging Hierarchy Loop: In-Memory implementation reported false errors if the packaging component was configured and data created. Changed the output of the health check when reporting problems to match the reference direction the user would expect (for both implementations).

■ **ISSUE-550117 - Corrected issue with inability to export external stored assets**

Fixed a NullPointerException (NPE) occurring when trying to export the externally stored asset.

■ **Fix for Search and Goto not finding Change Packages**

Fixed searching for change packages by adding the 'Change Package' value to the SQL retrieval query. This solution also has a hotfix available for step-10.1-mp4, mp5, and mp6.

■ **Solution for long import / update times for ECLASS 9.1 version**

Fixed problem with ECLASS importer that caused it to use a lot of memory.

■ **SSO enablement solution**

Now, Keycloak username and email address synchronization will not be performed multiple times if user name / email in STEP are the same as in Keycloak token.

■ **GDSN Provider configuration command issue fix**

The editing of GDSN Provider configuration commands is now allowed. Multiple configurations with the same command are not allowed. This fixes the issue of GDSN Provider configuration commands that cannot be edited on duplication and will be overwritten if already there.

■ **STEP logout error**

Fixed issue with logout when using /webui/webui/logout link. It did not work correctly if run from external html page from iframe element.

■ **Added a Git Delivery configuration for customer**

Git Delivery Plugin updated for SSH requirements. This hotfix is available for configuration-management-7.0.10, 7.0.13, 7.0.16.

■ Fix for asynchronous translation service exports too many objects

Previously, when running a 'Start Translation' business action on a collection with 'Refresh automatically' selected, the collection would be refreshed in an internal default context. Now, the collection is refreshed in the context that the business action is started in.

■ Fix for supplier one-time agent verification not working

Fixed a problem occurring when In-Memory Object Type queries did not work for the User object type.

■ Fix for exception occurring when clicking on the Recycle Bin

If a Sequence Value Generator was deleted, it was no longer possible to open the System Setup Recycle Bin. This has been fixed.



DOCUMENTATION UPDATES

■ Changes to System Administration

The content in prior versions of System Administration was mostly applicable to on-prem systems. To avoid any confusion with SaaS System Administration, the following changes were made:

- The on-prem System Administration information is available via a PDF in Downloadable Documentation (found towards the bottom of the left nav in online help). The PDF is named **SystemAdministrationGuide.pdf**. Downloadable Documentation can also be accessed here: [https://\[your system URL\]/help/doc/pdfs/Downloadable-Docmentation-100000.html](https://[your system URL]/help/doc/pdfs/Downloadable-Docmentation-100000.html)
- The System Administration section / topics that remain in standard online help are applicable to both on-prem and SaaS systems.
- One section (Migration) and one topic (Externally Used Open Source Components) were relocated under the Resource Materials section.

■ Updates to documentation related to digital asset management (DAM) integrations

Content in the online help pertaining to the Scene7 DAM integration has been removed and information related to the Content Hub DAM integration has been added. Following the 11.0 release, the Scene7 component has been deprecated and replaced by a newer framework that supports connections with DAM systems, like Content Hub, that provide a broader and more robust range of capabilities and functionality.

■ Updates to the Data Management Accelerator for Retail solution (previously PIM for Retail)

Some updates have been made to the Data Management Accelerator for Retail:

- The PIM for Retail solution has been renamed and is now called Data Management Accelerator for Retail. The first time the solution is referred to in a topic it will be called Data Management Accelerator for Retail; all subsequent mentions will use the abbreviated solution name, Accelerator for Retail. This change is now reflected in all Accelerator for Retail enablement documentation.
- An ‘All Records’ tab has been introduced on product screens for golden records, internal source records, and external source records. Data displayed on this tab shows golden, internal source, and external source record data in a single table, each in its own column, for quick comparison. Previously, it was only possible to display this data on different tabs: one tab comparing golden record data with internal record data, and a second tab comparing external record data with internal record data. This change allows users to more easily assess and understand their data, and speed decision-making as products move through the configured workflows.
- In product pages configured for the Accelerator for Retail solution, the Primary Product Image thumbnail has been moved from the product data pane to the Product Summary Card located above the horizontal list of tabs.

PATCH

The 11.0-MP1 baseline patch can be installed with the following recipes:

```
spot --apply=to:step/platform/step-11.0-mp1.spr
```

-OR-

```
spot --upgrade=step:11.0*
```

*** Before installing the recipe provided by the SPOT --upgrade functionality, review the baseline and component versions that the system will be upgraded to before applying. Verify that the baseline and/or components are the correct versions to be applied (i.e., the versions you did testing on—and not a higher, untested version).**

Refer to the SPOT Program documentation for more information, including how to use the SPOT --upgrade command to also find compatible components that can be added at the same time as the baseline patch. SPOT Program information for on-prem systems can be found in the Downloadable Documentation > System Administration Guide. For assistance, contact Stibo Systems Technical Services.

Note: Customers may want to search the Support Portal for their Maintenance Patch Issue Numbers. To do so, while in the Support Portal, navigate to Issues (in the header bar) and then select 'Search for Issues.' Click on the 'Advanced' option on the filtering bar, and then type in 'issue=' and the Issue number from the Maintenance Patch Notes. Press Enter or click the magnifying glass icon to run the query. **Users will only be able to view Support Portal issues for Maintenance Patch Issue Numbers that they have privileges to access. If the issue is not applicable to the user searching, then a 'No issues were found to match your search' message will be displayed.**

Product MDM for Automotive 11.0 - 7.0.47 Patch Notes

Release Date: June 30, 2022



BUGFIXES

Auto Care

- **Fixed NumberFormatException generated during ACES export if a Qualifier contained an alpha-numeric string**

Fixed a problem with NumberFormatException generated during ACES export if a Qualifier contained alpha-numeric sequences. The error was reported relevant to the Qualifier ID = AC_Qualifier_23706. This issue is now resolved.

Hotfix recipe compatible with STEP 10.3 MP4+ Automotive-7.0.45: `to:hotfix/544/issue-544125-HOTFIX-5776.spr`.

TecDoc

- **Corrected TAF Reference Data import error in the Conversion state**

Previously, the missing generic articles from table 328 that are being referenced by table 330 in the loaded reference file were causing a stacktrace error during conversion. This issue is now resolved.

Hotfix recipe compatible with STEP 10.3 MP4+ Automotive-7.0.45: `to:hotfix/546/issue-546706-HOTFIX-5811.spr`.



PATCH RECIPE

The Automotive add-on can be installed with the following recipe:

`to:automotive/7.0/automotive-7.0.47.spr`

The above recipe is compatible with the following STEP 11.0 MP1 baseline recipe:

`to:step/platform/step-11.0-mp1.spr`

Important: Once an Automotive add-on is installed to a base STEP system, the base system cannot be upgraded without upgrading the Automotive add-on at the same time. Additionally, when upgrading any base STEP system that has any Automotive add-on installed, both install recipes must be prepared at the same time.

For assistance in applying the patch to systems with extensions or additional add-on components, contact Stibo Systems Technical Services. Instructions for installing components can be found in the SPOT Program topic in the System Administration Guide found in Downloadable Documentation.

11.0-MP2 Maintenance Patch Notes

August 2022



NEW FEATURES

■ DaaS Publisher allows writing Last Published date / time to nodes

The new 'Last Published Attribute' parameter on the DaaS event processor plugin can update an attribute with the date / time value for objects successfully published to DaaS. The selection for this parameter must be a description attribute that is externally maintained, non-dimension dependent, and ISO Date and Time validated. The 'Last Published Attribute' value is not published to DaaS but can be configured to display in the workbench and Web UI. This optional feature can be used to monitor the age of data on the DaaS server. For more information, refer to the Publishing to Data as a Service topic of the Data as a Service documentation.

■ SPOT logs are now available from the Admin Portal

The SPOT logs record information about patch deployment and start-up. This allows admins to troubleshoot issues when deploying a custom add-on developed using the Extension API. These logs are available on the Admin Portal Logs tab, which is accessible from the STEP System Administration link on the Start page. For more information, refer to the Logs topic of the Administration Portal documentation.

■ ECLASS Import Message Updates

To ensure alignment with the ECLASS ADVANCED importer and following the ECLASS BASIC dictionary, there are fixes to issues in the ECLASS BASIC importer in terms of Language dependency, LOV valency, attribute-classification filtering, IDs on LOVs and validation base types. Now, when running the updated ECLASS BASIC importer, the ECLASS BASIC data model will be updated. Initially, existing ECLASS BASIC customers will not need to change their product data. However, in some special situations, the importer cannot make the desired data model updates because it would affect customer's existing product data. When this happens, it will be logged in the import execution report and the customer will need to modify their data according to the execution log report, then re-import the ECLASS BASIC file. For more information about these new messages and user actions, refer to the ECLASS Classification Import documentation here. For more information, refer to the ECLASS Classification Import documentation.

■ User to change their own password in Web UI without Maintain user password setup action

Now, users can change their password in the Web UI without having the setup action **Maintain user password** added to the user group to which they belong. To enable users to make this change to their password in the Web UI, the '**Force Authentication via STEP**' setting must be activated via the workbench.

User Details

User ID	STEPSYS
* Email Address	<input type="text" value="stepsys@domain.com"/>
Old password	<input type="password"/>
New password	<input type="password"/>
Repeat new password	<input type="password"/>

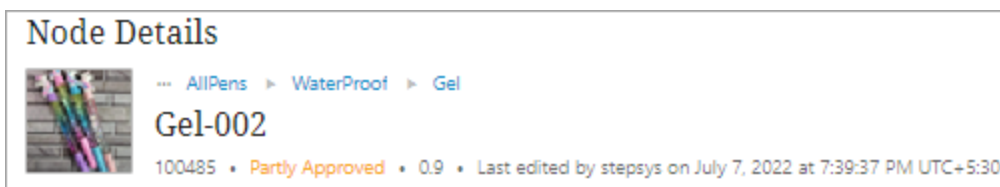
Administrators now also have the ability to change their own password and the passwords of other users when the **Maintain user password** and **Maintain users and groups** setup actions are added to the relevant user group.

For more information on password management, refer to the Changing a User Password topic in the Users and Groups section of the System Setup documentation.

■ No white space around Summary Card thumbnail image

A number of issues related to display of the thumbnail image in the various Summary Cards has been improved. A new pipeline variant has been implemented that have made the following changes:

- The white space around the Summary Card thumbnail image has been removed, resulting in an image display that more correctly depicts the original image.
- The small blue icon that displayed on the thumbnail's lower right-hand has been removed to ensure retention of the original image's aspect ratio.
- When users click on the thumbnail image in the Summary Card to display a larger-sized image, the image now enlarges to a 512X512 pixels; previously, the image enlarged to 96X96 pixels.



For more information on the Summary Cards, refer to the topics in the Below Title Component section of the Web User Interfaces documentation

■ Enforce Validity for Add Action in Data Container

The 'Enforce Mandatory' parameter has been removed from the Global Data Container Representations component, and moved to the 'Add Data Container' action. This parameter is now called 'Enforce Validity,' and applies validation to data container creation in the same way as 'Enforce Mandatory' did previously. By moving the parameter from a global configuration option to a more targeted configuration option, is that data stewards now have the ability to manage and maintain data containers in a more granular way.

Properties

Configuration Web UI Style

---[MAIN]--- Save Close New... Delete Rename Save as...

[go to parent](#)

Add Data Container Action

Component Description A toolbar action component for adding data container objects.

Button Label

Context Help

Custom Icon ... Reset

Enforce Validity

Additionally, colors have been introduced to highlight errors when populating fields in a data container creation dialog or in a data container table. When the 'Enforce Validity' parameter is enabled the 'Add' button will not enable if the fields has missing mandatory values or data container key attributes will be shaded red, and an error message will display below the field. These visual prompts compel the user to enter the missing values.

Add Employee

* ID

* EmpExperience

! EmpExp is mandatory

* EmpName

! 'EmpName' is part of the data container key. Value must be provided.

EmpID

If data container key attribute values are missing inside of a data container table, then the cell is shaded red to indicate the error.

Data Containers NodeEditor

ID 100485

Name

* Employee

	*EmpName	ID	*EmpExpe...	EmpLocation	JoiningDate	Prod Ref	SingleRefer...	MultValueT...	*EmpCalc...
<input type="checkbox"/>	John	31068	4	USA	dd-MMM-yyyy		Gel-003		31068 <i>fa</i>
<input type="checkbox"/>	Simran	31070	1	INDIA	dd-MMM-yyyy		Gel-001		31070 <i>fa</i>
<input type="checkbox"/>	Vicky	31072	3	GERMANY	dd-MMM-yyyy		InkRF-001		31072 <i>fa</i>
<input type="checkbox"/>	Tom	31076	6	UK	dd-MMM-yyyy		InkRF-003		31076 <i>fa</i>
<input type="checkbox"/>	Twinkle	31082	12	INDIA	dd-MMM-yyyy		Gel-001		31082 <i>fa</i>

Number of items: 5; Selected items: 0

For more information on data containers, refer to the Globally Configured Multi Edit Data Container topic in the Data Containers in Web UI section of the Web User Interfaces documentation



BUGFIXES

■ ISSUE-464212 - Fix for attribute transformations in STEP Publisher

The problem was seen in InDesign when placing a product on a page. The product template used contained a frame placing the object name of the product and a transformation was applied. The transformation was defined as "Replace every match of 'X' with 'Y'."

If 'Y' started with an image tag, both the image and the target string from the definition of the transformation was placed on the page. The solution is to not place the unconverted target string.

■ ISSUE-465144 - Fix for export not keeping the manually sorted sequence of attributes in Attribute groups

When exporting attribute groups using the STEPXML Splitter post processor, child nodes were always sorted lexicographically, even if 'Manually Sorted' was selected in workbench. Now, 'Manually Sorted' attributes are exported in the order they were given in workbench.

■ ISSUE-468786 - SaaS - Fix for Post-Processor 'Transformation by XSLT' generating a misleading filename

Fix for output filenames from the chained post processor that were longer than intended. Output filenames from the chained post processor are a concatenation of the output filenames from each post processor. Previously, the parts were separated by an underscore (_). Now, a dash separates the post processors from each other({}-{}), making it easier to identify each post processor.

Also, now the XSLT post processor output files can have a '.csv' extension by specifying the attributes `method="text"` and `media-type="text/csv"` in the `xsl:output` element of the XSLT stylesheet.

■ ISSUE-488621 - Fix for change folder color in Web UI Advanced Search object types

Fix to show custom icons for object types consistently in the Web UI.

■ ISSUE-489529 - Fix for IIEP keeping too many ended processes

Introduced a property to allow removing more than 1,000 old BGPs for an endpoint. To set this property, contact Stibo Systems Support.

■ ISSUE-493723 - Fix for date formats in Parameterized Business Actions in Web UI

Fix for problem with saving the date value for Table Header Workflow Variable using Parameterized Business Actions on Web UI Node List.

■ ISSUE-494780 - Fix for Query asList(1000) shows only 500 results

Now, STEP API for retrieving classification-to-product links from the classification (`classification.queryClassificationProductLinks().asList(limit)`) will return the exact number of links,

defined by the limit, instead of the limit+1 number.

■ **ISSUE-497742 - Fix for the Attribute Management Screen appearing editable**

Changed the Web UI Attribute Management Screen to display as read only if the user is not privileged to edit the values. Previously, when a non-privileged user could seemingly edit but received an error when trying to save the changes.

■ **ISSUE-499577 - Fix for configuring an attribute group in the Web UI, showing attribute components as rich text fields**

In certain cases, when configuring an attribute group in the Web UI, some of the attribute components did not show correctly as rich text fields. The conditional check rich text editing on attribute input has been improved. A hotfix is available for step-10.2-mp3.

■ **ISSUE-499583 - Fix for lost freeze panes in Web UI**

Fix for a bug in the Web UI with the freeze panes functionality. Previously, the button did not correctly update to show that freeze is removed after applying sorting or filtering.

■ **ISSUE-501303 - Fix for wrong sort order of Web UIs on the Start page**

Fix for a bug in the sorting of Web UIs on the Start page. Previously, the order was not correct if the Web UI name had non-alphanumeric characters.

■ **ISSUE-501865 - Fix for Multi Revision Screen to work properly for References**

Fix for a bug in the Web UI Multi Revision Screen with 'hide equal' and 'mark different' buttons. Now, reference headers and attribute headers work as intended.

■ **ISSUE-501983 - Fix for saving after modifying the sequence of multivalued attributes in the Web UI**

Now, the OK button is enabled after changing the sequence of a multivalued attribute.

■ **ISSUE-503398 - Fix for Chrome - false behavior while login**

Fix for a problem when the CSS did not load properly when logging in to Web UI. This resulted in incorrect styling for the 'Login success' message.

■ **ISSUE-505702 - Fix to save values in Web UI multicontext view**

Fix for a bug with the Multi Context screen of the Web UI where values would not be saved if closing the editor by clicking outside on another cell in the table.

■ **ISSUE-513598 - Fix for an alignment problem of Value Section on Web UI Tab Pages**

On a 'Value section' component, there was extra space between the left border and the tabs. This caused the component style to vary. To fix this problem, the padding left value was reset to 0 so the extra space is removed.

■ **ISSUE-516023 - Fix for ETIM Unit validation for Sectioned Display Mode in Web UI**

Now, in Web UI Design Mode, when Classification Specific Attribute values are configured under the Classification Attribute Value Group component and the Display Mode is set to Sectioned, units are filtered correctly in the Web UI per the set validation rules.

■ **ISSUE-520278 - Fix for fatal error when applying filter on search result table**

Fixed a ClassCastException related to numerous clicks on any Table Header on Web UI Node List in order to open a filtering dialog. This hotfix is available for step-10.3-mp4 and step-11.0-mp1.

■ **ISSUE-522441 - Fix for In-Design (Proof View) process that hangs**

The problem was seen when the workbench has sent a request for a PDF/ proof to the application server. If the InDesign server was working for a long time, then the proof was never returned to the workbench. The solution keeps the connection between the workbench and the application server alive while waiting. A hotfix is available for step-10.3-mp4, step-10.0-mp5, step-10.0-mp4, and step-10.0-mp3.

■ **ISSUE-524267 - Fix for Web UI internal system error on impersonation**

Fix for a NullPointerException (NPE) thrown by Web UI Task Menu Item on Global Navigation Panel, when current or impersonated user did not have permissions to see the configured task.

■ **ISSUE-528220 - Fix for nested 'groupings' configured with Web UI mandatory validations that were conflicting and failing**

Fix for a problem when the Action button with Enforce Validity on a Buttons component of the Web UI Node Editor screen was not enabled correctly after saving the hidden mandatory grouping options. There is also a hotfix available for this solution that can be applied to step-10.3-mp4.

■ **ISSUE-528414 - Fix for accumulative inheritance in Web UI**

Fix for the Web UI References component with accumulated inherited references pointing to same target.

■ **ISSUE-533783 - Fix for Text and Rich Text fields in Web UI**

In some browsers, the Web UI popup did not display the correct size and the rich text area would render outside the popup in the right side. This has been resolved.

■ **ISSUE-534687 - Fix for generation of Modify Events when changing Reference / Link Type properties**

Fix for the Reference / Link Type so that when its properties are changed the Modify Events will be generated. A hotfix is available for step-10.3-mp4 and step-10.2-mp3.

■ **ISSUE-535374 - Fix for Web UI Style unexpectedly saving unsaved changes**

Now, in the Web UI Design Mode, on the Web UI Style tab, when unsaved changes are acknowledged, they are not saved upon exit.

■ **ISSUE-536394 - Fix for supplier one-time agent verification not working**

Fixed a problem occurring when In-Memory Object Type queries did not work for the User object type.

■ **ISSUE-537694 - Fix for export corrupting information (AttributeSequence)**

When exporting attribute groups using the STEPXML Splitter post processor, child nodes were always sorted lexicographically, even if 'Manually Sorted' was selected in workbench. Now, 'Manually Sorted' attributes are exported in the order they were given in workbench.

■ **ISSUE-539817 - Fix for Web UI user losing all tabs and navigation buttons upon save**

In the Web UI, when using a Forwarding Switch Screen in a Node List, a page refresh would cause the target screen to take over the entire main area of the page. A hotfix is available for step-10.2-mp3.

■ **ISSUE-540343 - Fix for Digital Signature privilege error**

In the e-Signature component, a privilege error happened when LDAP was configured on a STEP system and an exception occurred during the LDAP synchronization. This resulted in the current user not being able to maintain users and groups. This has been resolved. A hotfix is available for step-10.2-mp3.

■ **ISSUE-540842 - Solution for no error / warning messages showing for users when using file import widget**

Now, it is possible to see an import BGP in Web UI if an import was initiated through File Upload Widget with the Swap User parameter enabled.

■ **ISSUE-541730 - Fix for Translation execution report presentation of information**

Fix for workbench problem displaying Translation process files as hyperlinks on a Translation BGP report. A hotfix is available for step-10.3-mp4.

■ **ISSUE-544050 - Fix for GraphQL query issues in 10.3-MP4 release**

Made comparator for display sequence in collection GraphQL queries conditional as it slows down sorting. A hotfix is applicable for step-10.3-mp4.

■ **ISSUE-544942 - SaaS - Fix for the CSV converter in IIEP and Import Manager**

Fix for the CSV converter in workbench IIEP and Import Manager. Previously, when the Allow Multi Line Values parameter was set to 'Yes', importing a file with a pipe delimiter (|) and that contained empty double quotes at the beginning or at the end of a line returned an error.

■ **ISSUE-545646 - Fix for failure to open Web UI**

Fix for a NullPointerException (NPE) when retrieving a non-existing user's alert notifications from Web UI Alert Notifications component. A hotfix is available for step-10.0-mp5, step-10.0-mp4, step-10.0-mp3, step-10.0-mp2, and step-10.0-mp1.

■ **ISSUE-545687 - Fix for Smartsheet conditions not executing from customer login**

Fix for an authentication issue on Mac for Smartsheets with enabled SSO which prevented users from validating sheets using business conditions, browsing reference targets, etc.

■ **ISSUE-545918 - Fix for XML import that was filling up disk with mapDB temp files**

Now, temporary files created by Cassandra mapDB during the import will be cleared successfully after the import is done. There is also a hotfix available for this solution that is applicable to step-10.3-mp4.

■ **ISSUE-546129 - Fix for asset upload / asset linking to product as vendor issue**

A change has been made to the check used by the asset importer so it is possible to link to a product, if the product is visible for ANY of the vendor groups a user is part of. Before the product needed to be visible for ALL of the vendor groups a user is part of. There is a step-10.3-mp4 hotfix available for this solution.

■ **ISSUE-546386 - Fix for auto-upgrader logs not generating**

It was not possible to access the auto-upgrader logs from a SaaS V2 system. Now, the auto-upgrader logs are available on the Logs tab of the Admin Portal. Only logs from the current year are shown.

■ **ISSUE-546417 - Fix for Kafka Receiver IIEP timeout**

Fix for logging issues with Kafka timeout. A hotfix is available for step-10.2-mp3.

■ **ISSUE-547024 - Fix for out-of-date macro security certificate on Smartsheets**

Updated Smartsheet macro certificate and protection.

■ **ISSUE-547176 - Fix for Read Only user adding / removing classification reference**

Privileges are now required to add or delete classification product links on the Classification Product Links component in Web UI on a Node Editor.

■ **ISSUE-547275 - Fix for translation export not working**

Fix for a NullPointerException (NPE) during the Translation Export via a custom translation component.

■ **ISSUE-547433 - Fix for error in Web UI Advanced Search option for 11.0 release**

Change Reference Target action can be successfully added to Web UI Advanced Search screen's Node List. A hotfix is available for step-11.0-mp1.

■ **ISSUE-547971 - Fix for revision being created when no action is taken on an OIEP**

Fixed a problem occurring when the user clicked on an Outbound Integration Endpoint (OIEP) configuration tab in the workbench and a revision was being added. Now, the OIEP is not adding a revision when the user is only clicking the configuration tab.

■ **ISSUE-548192 - Fix for Clerical Review task error**

Fixed a problem occurring when the survivor record stayed in the Clerical Review workflow after Match and Merge if another record with Confirmed Duplicate relation had been merged into it.

■ **ISSUE-548269 - Translation status can now be reset for attribute groups**

In workbench, attribute groups now include a Status tab which allows a user to modify the translation status.

■ **ISSUE-548303 - Fix for BMEcat multilingual export for assets**

Fix in workbench for BMEcat export for multilingual assets when no language information is in the exported file.

■ **ISSUE-548994 - Fix for Change Package to require the related workflow to import local workflow rules**

STEP Workflows can use two types of business rules: global rules available to all, and local rules controlled by one workflow. Previously, it was possible to add local business rules to a change package / configuration package, but it should not have been allowed. Now, this is prevented during selection of business rules. Local rules are added and removed from the package only when the workflow is included.

Existing sealed change packages will continue to work but will reflect this new behavior when refreshed. This also means they will appear changed to previous packages if they contained local business rules.

■ **ISSUE-549402 - Fix for Schedule Category Profiling for the products in a collection when collection is selected**

Now, Scheduled Category Profiling allows profiling objects added to a collection without having to add this collection to yet another collection. A hotfix is available for step-10.3-mp4 and step-10.2-mp3.

■ **ISSUE-549573 - Fix for packaging hierarchy circular references not found**

Health Check Packaging Hierarchy Loop: In-Memory implementation reported false errors if the packaging component was configured and data created. Changed the output of the health check when reporting problems to match the reference direction the user would expect (for both implementations).

■ **ISSUE-549604 - Fix for unable to remove more than 100 subgroup links in Web UI**

Fix for a problem when running a bulk action to remove a link / reference in Web UI Node List on more than 100 items.

■ **ISSUE-550117 - Corrected issue with inability to export external stored assets**

Fixed a NullPointerException (NPE) occurring when trying to export the externally stored asset.

■ **ISSUE-550164 - Fix for BR JavaScript error ReferenceSource getReferences().asList()**

Fix for an occasional ClassCastException caused by a JavaScript business rule doing getReferences().asList() invocation. A hotfix is available for step-10.3-mp4.

■ **ISSUE-550490 - Fix for pagination rules to work for Proof View functionality on classification nodes**

Now classification nodes are considered along with product and entity nodes for the evaluation of pagination rules

■ **ISSUE-550700 - Solution for issue with conditional formatting for attribute triggered by business action**

Fix for a bug in the Web UI with business condition validation on detail screens. In certain conditions, not all involved attributes would trigger the condition upon change of the value.

■ **ISSUE-550783 - Fix for Web UI unresponsive / page load issue**

In Web UI, increased loading speed of multiple nested hidden Grouping Options under the Grouping component on Node Editor. This resolves page loading issues.

■ **ISSUE-551150 - Fix for Smartsheet template behaving as open format on Mac**

Fix for an authentication issue on Mac for Smartsheets with enabled SSO which prevented users from validating sheets using business conditions, browsing reference targets, etc.

■ **ISSUE-551176 - Fix for Gateway Plugin - Microsoft Azure Blob Storage ignores Proxy settings**

Now, a Microsoft Azure Blob Storage Gateway Endpoint respects the proxy settings.

■ **ISSUE-551517 - Added logging for Proof View errors when decoding Base64**

Additional logging has been added for Proof View when a problem is encountered decoding Base64 passed back from the InDesign server.

■ **ISSUE-552058 - Fix for cutting an entity root error in workbench**

Previously, an exception error about a missing parent was displayed for the entity root node being cut. Now, it is possible to successfully cut-and-paste an entity root in STEP Workbench when parent object types are available for the paste action.

■ **ISSUE-552301 - Fix for exports failing in the Web UI but successful in workbench**

Fix for a Web UI NullPointerException (NPE) when exporting entity references with a product. A hotfix is available for step-11.0-mp1.

■ **ISSUE-552551 - Fix for In-Memory - change exclude Search Condition that uses a wildcard**

Now, an exclude value search with a wildcard (example: -Attribute=*) is automatically replaced by the exclamation search (example: Attribute!). Although both searches return the same result set, the exclamation search is a more efficient way to search for missing values.

■ **ISSUE-553111 - Fix for Submit button getting enabled without selecting mandatory elements**

Fix to correctly disable buttons until mandatory components are addressed under the visible grouping options on Web UI Node Editor. A hotfix is available for step-10.3-mp4.

■ **ISSUE-553666 - Fix for Data Profiling where Data Collector plugins caused the process to fail**

Fix for an exception thrown by any Data Collector plugin during Data Profiling, which caused a whole process to fail. A hotfix is available for step-11.0-mp1.

■ **ISSUE-553702 - Fix for bold tag not rendering in workbench**

Fix for the HTML bold tag to work correctly in the Background Process Execution Report in workbench.

■ **ISSUE-553743 - Fix for PIM for Retail - Image Group users are not able to upload images**

Fix for starting an asset import BGP from Web UI for PIM for Retail. Privilege errors are no longer encountered when changing the BGP status from 'waiting' to 'running.' This hotfix is available for step-11.0-mp1.

■ **ISSUE-554085 - Fix for the Web UI Status Selector collections popup Browse tab**

Fix for a bug in the Web UI on the Status Selector collections popup. Now the collection popup Browse tab reflects a new selection made after the first collection is selected. A hotfix is available for step-11.0-mp1.

■ **ISSUE-554128 - Fix for missing '*' (mandatory star) indicator**

Fix for Web UI to correctly display the mandatory marking for attribute validated parameters on the Bulk Update With Templates dialog.

■ **ISSUE-554409 - Fix for BGPs unable to complete due to data inconsistency**

Previously, BGPs running bulk update operations suppressed optimistic locks they occurred ten times in a row for the same object. Now, a background process that encounters a data inconsistency error will fail with an explanation. A hotfix is available for step-10.2-mp3.

■ **ISSUE-555402 - Fix for workbench navigating to references - Value7PO cannot be cast ContextNAME PO**

Fix for ClassCastException in error about the data inconsistency being reported to application server logs. A hotfix is available for step-11.0-mp1.

■ **ISSUE-555693 - Fix for saving an LOV value in a data container attribute**

Fix for the issue with saving an LOV value in a data container attribute in Web UI. This hotfix is available for step-10.3-mp4.

■ **ISSUE-556265 - Fix for tick mark not disappearing after clearing the filter in the status selector screen**

Fix for a problem in the Web UI status selector collection filter. Previously, the selected object would still be selected the next time the popup opened, even after the selection was cleared.

■ **ISSUE-556315 - Fix for error when navigating to Advanced Search screen**

Fix for a problem loading an Advanced Search screen in Web UI. Now, if needed, all saved searches can be deleted to gain access to the Advanced Search screen.

■ **ISSUE-556577 - Fix for less interactive error message for the business user**

Fix for a problem with the error messaging being too technical in the Web UI when throwing an error text from a business action. A hotfix is available for step-10.3-mp4.

■ **ISSUE-557027 - Fix for a problem with existing collections**

In the case of corrupt data, a node collection could not be opened in workbench. Now, these corrupt collection nodes can be opened in the STEP Workbench, allowing them to be refreshed and fixed.

■ **ISSUE-557081 - Fix for business rule in Web UI - no main address can be added to a location**

Fix for a problem in the Bulk Update functionality in the Web UI. Previously, a single value LOV with ID would resolve as the LOV ID in the business action and multi values would resolve the value. A hotfix is available for step-10.3-mp4.

■ **ISSUE-557172 - Fix for selecting Publication Version for Web UI Proof View**

Fix for a bug that prevented publication versions from appearing in the Web UI Node Picker.

■ **ISSUE-557192 - Fix for Supplier Portal - Supplier selector not working**

Fix for Supplier field value being ignored on Web UI Initiate Item screen when a user creating a new item changed the supplier and saved these changes.

■ **ISSUE-557276 - Fix for an inconsistency in the approved space**

Fix for a bug in the In-Memory version of the healthcheck to find dual visibilities for soft values.

■ **ISSUE-557428 - Fix for IIEP failing with NullPointerException (NPE)**

Fix for a NullPointerException (NPE) when the imported product parent cannot be determined during the IIEP process.

■ **ISSUE-557721 - Fix for Smartsheet on Cassandra throwing error in search option**

Node Picker Search Tab on Smartsheet now works on STEP servers with Cassandra.

■ **ISSUE-558188 - Fix for Inbound Integration Endpoint unexpected status of Failed**

Fix for a bug when attempting to enable an inbound or outbound integration endpoint.

■ **ISSUE-559682 - Fix for 'unexpected error' on click in cell with data issue**

Fix for a NullPointerException (NPE) in Web UI when clicking on a reference cell with a data issue.

■ **Fix for GDSN Importer stopping when file from GS1 is not readable**

Now, if a GDSN IEP processes an invalid file, it logs an error message and continues processing, rather than causing the IEP to fail.

■ **Fix for assets uploaded by supplier not being published to Faceted Search**

Now, when asset content is being changed, the Elasticsearch Event Processor correctly processes Asset Push events that are triggered only in Main Workspace. Previously, this scenario caused the event processor to fail.

■ **Fix for excessive In-Memory usage during refresh collection**

STEP In-Memory uses memory to keep some metadata about transactions. If the system was very busy, cleaning up this meta-data could be delayed, which caused it to use a significant amount of memory and, in worst case, crash the system. This has been fixed by cleaning up the metadata about the transactions earlier in the transaction life cycle.

■ **Fix for language-dependent attributes from XML missing in GDSN production**

When importing multiple GDSN files with different target markets having different dimensions, attributes would not always receive updates in all dimensions. This has been fixed. A hotfix for this solution is also available for gdsn2-receiver-7.0.62 and gdsn2-receiver-7.0.63.

■ **Fix for SaaS - In-Memory background process screen fatal error**

The new diagnostic report 'OffHeapInvalidHistoryReport' now checks prevmax-maxrev chain and fixes one type of error. A hotfix has been backported to 10.3-compatible In-Memory version.

■ **Fix for failing D&B Match Processor**

Now, encountering a 403 error code from the Dun & Bradstreet Integration during the DnB Organization matching is treated as an unauthorized error and is handled accordingly. Also, braces are automatically removed from the DnB Organization Name during the DnB matching, as DnB fails to process Subject Names (organization names) which contain braces. A hotfix is available for dnb-integration-7.0.24.

■ **Fix for error while adding reference, when add action is performed after viewing change report**

Fix for adding a requirements reference after viewing of change reports. Previously, an error dialog with 'Can't get reference' was displayed.

■ **Fix for SaaS - Experian job - failed to process records**

Introduced an option to create mapDB for Experian in Direct mode. A hotfix is available for experian-7.0.12.

■ **Fix for SaaS - STEP is unavailable (Cassandra)**

Fix for a bug in transaction recovery during startup of STEP running Cassandra. Previously, the transaction recovery mechanism (running on STEP startup) could fail with time-out errors from

Cassandra. Now, smaller recovery chunks are used to retry. A hotfix is available for gdsn2-7.0.59.

■ **Fix for context-dependent attributes not filled on references (GDSN)**

GDSN fix for correctly importing context-dependent attributes on references.

■ **Fix for Web UI issue on text field with Unit dropdown display**

Fixed a bug in the Web UI with editing values with units. Previously, the field allowed saving a unit without a value.

■ **Web UI issue fixes**

- Fixed a problem with the LOV typeahead where the value had to be selected twice based on the LOV's position on the screen.
- Fixed a problem with the value editor dialog for a multivalued attribute where two empty fields were shown when the user activated the multivalued cell by typing any character in it.
- Fixed a bug where the right border was missing in the Global Navigation Panel for the 'Direct Navigation' and 'Policies' components.
- Fixed the default state background color for the menu group items when using the light gray navigation theme.
- Fixed the rotated table header background color in the Multi Edit Display Mode of a Node List component.
- Fixed a problem related to sorting on Reference Type Headers. The sorting applied on such headers was not being honored previously.



DOCUMENTATION UPDATES

■ **New Online Help Home Page**

The home page of online help now includes easy access to popular areas of online help.

■ **Publisher Section Title Updates**

The section titles within the Publisher (Adobe InDesign Integration) documentation now reflect the current commercial license names. This includes Print Publisher (STEP'n'design) and Print Proof View, Print AutoPage, and Print Flatplanner.

■ **New Performance Recommendations section and other updates to System Admin topics**

Continuing with the changes to System Administration that were made for the 11.0-MP1 release, the System Administration section has been removed and any remaining topics were relocated. A new section titled 'Performance Recommendations' was created and is located before the Solution

Enablement section. The File Hygiene Recommendations topic (formerly Server Hygiene) was reworked for SaaS customers and moved under Performance Recommendations. The Client Environment Recommendations topic was relocated to Resource Materials.

■ Support clarification for Elasticsearch

Documentation has been updated to clarify that Stibo Systems exclusively supports the Elasticsearch cloud service distributed from Elastic (<https://www.elastic.co/>).

For more information on Elasticsearch, refer to the updated Initial Setup for Elasticsearch topic in the Web User Interfaces documentation.

PATCH

The 11.0-MP2 baseline patch can be installed with the following recipes:

```
spot --apply=to:step/platform/step-11.0-mp2.spr
```

— OR —

```
spot --upgrade=step:11.0*
```

****Before installing the recipe provided by the SPOT --upgrade functionality, review the baseline and component versions that the system will be upgraded to before applying. Verify that the baseline and/or components are the correct versions to be applied (i.e., the versions you did testing on—and not a higher, untested version).***

Refer to the SPOT Program documentation for more information, including how to use the SPOT --upgrade command to also find compatible components that can be added at the same time as the baseline patch. SPOT Program information for on-prem systems can be found in the System Administration Guide within the Downloadable Documentation. For assistance, contact Stibo Systems Technical Services.

Note: Customers may want to search the Support Portal for their Maintenance Patch Issue Numbers. To do so, while in the Support Portal, navigate to Issues (in the header bar) and then select 'Search for Issues.' Click on the 'Advanced' option on the filtering bar, and then type in 'issue=' and the Issue number from the Maintenance Patch Notes. Press Enter or click the magnifying glass icon to run the query. **Users will only be able to view Support Portal issues for Maintenance Patch Issue Numbers that they have privileges to access. If the issue is not applicable to the user searching, then a 'No issues were found to match your search' message will be displayed.**

Product MDM for Automotive 11.0 - 7.0.48 Patch Notes

Release Date: August 22, 2022

BUGFIXES

Auto Care

- **Updated Brand Importer to handle Brand Owner and Brand Parent objects that have names exceeding 80 characters**

The Brand Importer has been updated to handle the Brand Owner and Brand Parent objects with names exceeding 80 characters. Previously, the names of the Brand Owner and Brand Parent objects in the system were limited to 80 characters. The importer threw a validation error when the AutoCare Brand Table file included names of the objects exceeding 80 characters. This issue is now fixed.

- **Fixed problem where AutoCare ACES Application Exporter failed when the Text (ID = AC_QdbText) metadata attribute had no value**

Previously, the ACES Exporter threw an error if a qualifier referenced to an application record had no value in the Text (ID = AC_QdbText) metadata attribute. This issue is now resolved so that the exporter will continue to export the application record even if the attribute has no value.

Hotfix recipe compatible with STEP 10.3 MP4+ Automotive-7.0.45: `to:hotfix/557/issue-557229-HOTFIX-5920.spr`.

- **Corrections to the 'Value editor' dialog within the 'Application Condition Header - Group' table header component**

Previously, the LOV validation type condition attributes that had more than 5000 LOV values were not displayed in the dropdown within the 'Value editor' dialog of the 'Application Condition Header - Group' table header component (that is configured in the Application Manager Screen). This issue is now resolved.

Hotfix recipe compatible with STEP 10.3 MP4+ Automotive-7.0.45: `to:hotfix/553/issue-553279-HOTFIX-5886.spr`.

- **Fixed NullPointerException (NPE) in PIES importers handling DigitalAssets**

Previously, the PIES file having the <DigitalAssets> segment in the <MarketingCopy> without having an <AssetDescription> attribute defined was throwing an NPE in the Conversion state of the PIES import. Now, the issue is resolved so that the absence of the <AssetDescription> attribute will no longer throw an NPE.

TecDoc

■ Corrected TAF Supplier Data import error in the Conversion state

Previously, splitting off a large TAF table in certain sets of the loaded supplier file generated a null pointer exception during conversion. This issue is now resolved.

PATCH RECIPE

The Automotive add-on can be installed with the following recipe:

```
to:automotive/7.0/automotive-7.0.48.spr
```

The above recipe is compatible with the following STEP 11.0 MP2 and MP3 baseline recipes:

```
to:step/platform/step-11.0-mp2.spr
```

```
to:step/platform/step-11.0-mp3.spr
```

Important: Once an Automotive add-on is installed to a base STEP system, the base system cannot be upgraded without upgrading the Automotive add-on at the same time. Additionally, when upgrading any base STEP system that has any Automotive add-on installed, both install recipes must be prepared at the same time.

For assistance in applying the patch to systems with extensions or additional add-on components, contact Stibo Systems Technical Services. Instructions for installing components can be found in the SPOT Program topic in the System Administration Guide found in Downloadable Documentation.

11.0-MP3 Maintenance Patch Notes

September 2022



BUGFIXES

■ ISSUE-560448 - Fix for Web UI Multi Reference Table in Column Control Component

HOTFIX-5943: Now, when the Global Navigation Panel is collapsed, a Node List under the Columns Control component on a Web UI Node Editor screen is correctly resized. This hotfix is also available for step-11.0-mp1.

■ ISSUE-560566 - SaaS fix for failed match and merge importer error 'addValue cannot be invoked with an empty string value'

HOTFIX-5948: Fix for a problem when importing an empty multivalue in a format:

```
<MultiValue AttributeID="attribute ID">
```

```
<Value></Value>
```

```
</MultiValue>
```

which caused the match and merge importer to throw an exception for non-LOV or hard-LOV multivalues and to create an additional empty value for medium LOV values.

This hotfix is also available for step-11.0-mp1.

■ ISSUE-561193 - Inheritance symbol fix for Referenced Asset Representation component

HOTFIX-5954: Now, an inheritance symbol will show next to an inherited reference asset representation in the Referenced Asset Representation component on the Web UI Node Editor. This hotfix is also available for step-11.0, step-11.0-mp1, and step-10.3-mp4.

■ ISSUE-561350 - SaaS fix for fatal error in Web UI background process list

HOTFIX-5956: Fix for a problem in the Web UI with the Background Process list screen if a process did not have a valid start date that caused an error when sorting or filtering. This hotfix is also available for step-10.3-mp4.

■ ISSUE-561391 - Fix for Web UI Bind Action issue in pop up comment with less than and greater than symbols

HOTFIX-5957: Now, less than and greater than characters are escaped in the Web UI Run Business Action templates dialog before being processed by the business rule.

■ **ISSUE-561640 - Fix for LOV Cross Validation in Data Container**

HOTFIX-5960: Now, an LOV cross validation works on attributes configured as a part of a Data Container Multi Editor on Web UI Node Editor screen.

■ **ISSUE-561912 - SaaS fix for Inbound Integration Endpoints failure**

HOTFIX-5963: Disabled memory optimization for the JavaScript engine in cases where the context manager is null to avoid failure.

■ **ISSUE-562315 - Code changes made to improve performance times for emptying the recycle bin on Cassandra systems**

HOTFIX-5966: Work done towards the goal of improving the performance of emptying the recycle bin for Cassandra systems.

■ **ISSUE-562369 - Fix for setting the workflow variable bound to an LOV in a Task List screen**

HOTFIX-5967: Fixed a ClassCastException occurring on a Web UI Task List screen (Node List component) with the Table Header Workflow Variable, representing an LOV value, configured.

■ **ISSUE-562382 - Fix for Web UI screens with Data Containers having a long load time**

HOTFIX-5968: A customer-specific fix was made to disable loading revision history when loading a Multi Edit Data Container Editor on a Web UI Node Editor screen. In this case, the Show Revision History action will not be working. However, the component will load significantly faster. To enable, please contact Stibo Systems Support.

■ **ISSUE-562913 - Fix for self-service STEP ACL functionality stability**

HOTFIX-5970: Fixed a problem with config properties not being correctly reloaded on SaaS environments.

■ **ISSUE-563164 - Fix for LOV Cross Validation in data container**

HOTFIX-5975: Now, an LOV cross validation works on attributes configured as a part of a Data Container Multi Editor on Web UI Node Editor screen.

■ **ISSUE-563212 - Fix for Multi Context Edit component falsely suppressing references**

HOTFIX-5977: Fixed a bug with editing references through the Multi Context Edit component of the Web UI, where the wrong dimension point would be used when editing.

■ **ISSUE-563494 - Fix for the Multi Context Edit component depicting suppressed references as equivalent to a null value**

HOTFIX-5978: Fixed a problem in the Web UI where suppressed references would not be visible and would have the same appearance as an empty set of references in the Multi Context Edit component.



DOCUMENTATION UPDATES

There were no updates made to the STEP Documentation for MP3.



PATCH

The 11.0-MP3 baseline patch can be installed with the following recipes:

```
spot --apply=to:step/platform/step-11.0-mp3.spr
```

— OR —

```
spot --upgrade=step:11.0*
```

*** Before installing the recipe provided by the SPOT --upgrade functionality, review the baseline and component versions that the system will be upgraded to before applying. Verify that the baseline and/or components are the correct versions to be applied (i.e., the versions you did testing on—and not a higher, untested version).**

Refer to the SPOT Program documentation for more information, including how to use the SPOT --upgrade command to also find compatible components that can be added at the same time as the baseline patch. SPOT Program information for on-prem systems can be found in the System Administration Guide within the Downloadable Documentation. For assistance, contact Stibo Systems Technical Services.

Note: Customers may want to search the Support Portal for their Maintenance Patch Issue Numbers. To do so, while in the Support Portal, navigate to Issues (in the header bar) and then select 'Search for Issues.' Click on the 'Advanced' option on the filtering bar, and then type in 'issue=' and the Issue number from the Maintenance Patch Notes. Press Enter or click the magnifying glass icon to run the query. **Users will only be able to view Support Portal issues for Maintenance Patch Issue Numbers that they have privileges to access. If the issue is not applicable to the user searching, then a 'No issues were found to match your search' message will be displayed.**

11.0-MP4 Maintenance Patch Notes

September 2022



NEW FEATURES

■ New Uptime Report for SaaS Self-Service production systems

SaaS Self-Service UI users can now view availability metrics for production environments by month. Clicking the 'GENERATE' button on the 'Uptime Report' tab, creates a PDF report for the selected month that includes the uptime percentage, downtime periods (both maintenance and unplanned downtime), and maintenance periods (restarts, upgrades, and refresh configuration operations).

Uptime Report

Via this page it is possible to generate uptime reports by month for the prod STEP system. Select a month and press GENERATE to generate a report.

Report Month
July 2022

GENERATE

Uptime Report
Aug 26 11:43:48 UTC 2022

Environment: prod
Month: July 2022
Uptime: 99.948%

Downtime periods
The table covers all periods during which the environment has been inaccessible. This includes both maintenance and unplanned downtime. See the Maintenance periods table below for registered maintenance downtime.

Start Time	End Time	Duration [minutes]
Jul 04 14:52:35 UTC 2022	Jul 04 14:53:35 UTC 2022	1
Jul 06 22:07:35 UTC 2022	Jul 06 22:10:35 UTC 2022	3
Jul 21 09:52:35 UTC 2022	Jul 21 10:03:35 UTC 2022	11
Jul 21 18:12:35 UTC 2022	Jul 21 18:17:35 UTC 2022	5
Total		20

Maintenance periods
The table covers maintenance downtime periods including restarts, upgrades and refresh configuration operations. Notice that the start and end times may not exactly match those of the downtime periods in the table above. This is due to the fact that some time typically will pass from an operation is initiated until the environment becomes inaccessible. Also, operations may not be registered as completed until after the environment is accessible again.

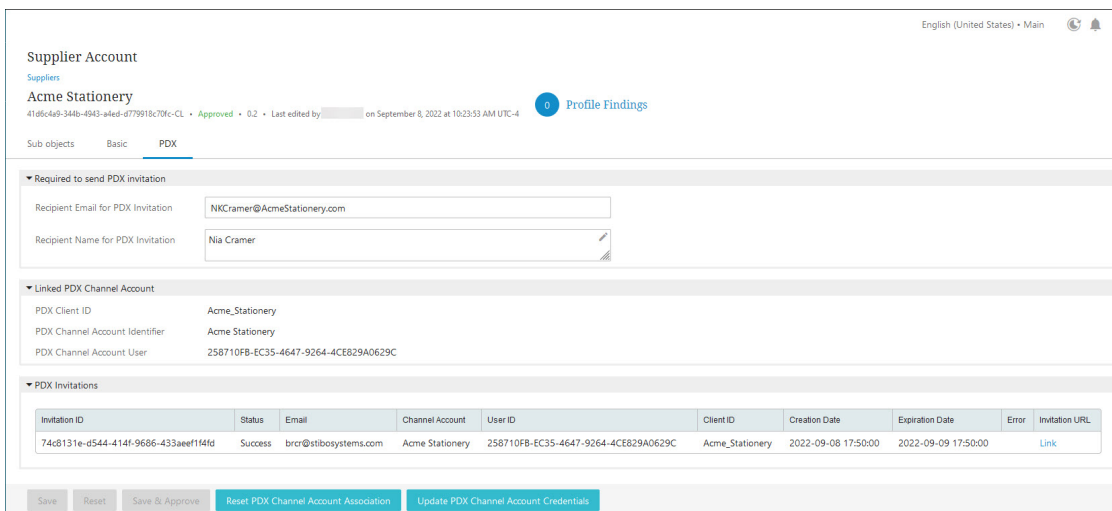
Start Time	End Time	Duration [minutes]
Jul 21 09:53:22 UTC 2022	Jul 21 10:02:22 UTC 2022	9
Total		9

Customer configurations may conflict and cause downtime not covered by Stibo Systems uptime obligations.

For more information on the SaaS Self-Service UI, contact your Stibo Systems account manager or partner manager.

■ PDX Onboarding for Accelerator for Retail and Supplier Onboarding

Functionality is now available for the Accelerator for Retail and Supplier Onboarding solutions that enables retailers to easily give new suppliers access to PDX channels via an email invitation. Working exclusively through the Accelerator for Retail Web UI, buyers can initiate a one-click 'Create Supplier' process that prompts the system to create a supplier hierarchy in STEP. After providing relevant metadata for the supplier, the buyer then kicks off the PDX invitation process, in which the system auto-sends a pre-configured email invitation to the designated supplier. The invitation process includes all the steps required to obtain the supplier's login, sign into PDX, and begin work immediately to send data across the newly accessible PDX channel. A supplier user can then contribute to the onboarding activities and manage their own product and entity data via PDX, with their account shared across Accelerator for Retail, Supplier Onboarding, and PDX domains within a single MDM solution.



Supplier Account
Suppliers
Acme Stationery
410c4e9-344b-4943-a4ed-d779918c70fc-CL • Approved • 0.2 • Last edited by [redacted] on September 8, 2022 at 10:23:53 AM UTC-4

Sub objects: Basic, PDX

Required to send PDX invitation

Recipient Email for PDX Invitation:

Recipient Name for PDX Invitation:

Linked PDX Channel Account

PDX Client ID: Acme_Stationery
PDX Channel Account Identifier: Acme Stationery
PDX Channel Account User: 258710FB-EC35-4647-9264-4CE829A0629C

PDX Invitations

Invitation ID	Status	Email	Channel Account	User ID	Client ID	Creation Date	Expiration Date	Error	Invitation URL
74c8131e-d544-414f-9686-433aeeef14fd	Success	brcr@stibosystems.com	Acme Stationery	258710FB-EC35-4647-9264-4CE829A0629C	Acme_Stationery	2022-09-08 17:50:00	2022-09-09 17:50:00		Link

Buttons: Save, Reset, Save & Approve, Reset PDX Channel Account Association, Update PDX Channel Account Credentials

This functionality will automatically be enabled for new Accelerator for Retail installations. For existing Accelerator for Retail customers, this functionality can be configured and added to existing implementations. For existing users with STEP 11.0, the 'business-action-processor' component must be installed. For existing users with STEP 10.2 or 10.3, both the 'business-action-processor' and 'restapiv2' components must be installed.

For more information on the PDX Supplier Invitation process, see the Giving Suppliers Access to PDX topic in the Accelerator for Retail solution enablement documentation.

■ ECLASS Import Message Updates

To ensure alignment with the ECLASS ADVANCED importer and following the ECLASS BASIC dictionary, there are fixes to issues in the ECLASS BASIC importer in terms of Language dependency, LOV valency, attribute-classification filtering, IDs on LOVs and validation base types. Now, when running the updated ECLASS BASIC importer, the ECLASS BASIC data model will be updated. Initially, existing ECLASS BASIC customers will not need to change their product data. However, in some special situations, the importer cannot make the desired data model updates because it would affect customer's existing product data. When this happens, it will be logged in the import execution report and the customer will need to modify their data according to the execution log report, then re-

import the ECLASS BASIC file. For more information about these new messages and user actions, refer to the ECLASS Classification Import documentation here. For more information, refer to the ECLASS Classification Import documentation.



BUGFIXES

■ **ISSUE-400494 - Fix for a problem with DTP export data below when selecting a version in workbench.**

The problem was seen when doing an 'Export Data Below' on a 'Page data' object. The case was that two products were mounted on the page in one version and only one of the products was mounted in a second version. Changing version in the 'Select objects' tab of the export wizard did not change the list of products being exported. As a 'Page Data' object is attached to one version only, it makes no sense to change the version in the wizard when a 'Page Data' object has been selected. The solution has been to remove the 'Version' column for 'Page Data' objects in the 'Select Objects' tab of the export wizard.

■ **ISSUE-463767 - Fix for Web UI showAlert message not sticking on User Details screen**

Now, Run Business Action alerts will not immediately disappear on the Web UI User Detail screen. A hotfix is available for step-10.3-mp4, step-9.3-mp5, step-9.3-mp4, and step-9.3-mp3.

■ **ISSUE-472489 - Corrected issue causing multiple lines of errors for missing timestamp**

Now, a message about missing a timestamp system value on an asset will be shown at the warning level to prevent flooding the logs.

■ **ISSUE-499837 - Fix for the Attribute Value bind throwing a Runtime Exception after upgrade**

Fixed Runtime Exception on Web UI which occurs when a list of values is used with IDs to select values in a business condition.

■ **ISSUE-500805 - SaaS fix for IDs shown in Web UI message instead of the product names for Packaging hierarchy**

Now, in the Packaging hierarchy screen, an error message about linking an existing product for Add Higher action contains product names instead of product IDs. A hotfix is available for step-10.3-mp4.

■ **ISSUE-510713 - Inheritance symbol fix for Referenced Asset Representation component**

Now, an inheritance symbol will show next to an inherited reference asset representation on the Referenced Asset Representation component on the Web UI Node Editor. This fix is also available via a hotfix for step-11.0, step-11.0-mp1, step-11.0-mp2, and step-10.3-mp4.

■ **ISSUE-518285 - SaaS fix for Completeness Meter in Web UI**

The Completeness Meter component in the Web UI would always round the percentage of improvement attributes down. This could result in a sum of less than 100 percent for the listed metrics. Now, decimal values are correctly rounded up or down.

■ **ISSUE-522430 - Fix for large exports causing the streaming mapper to run out of memory**

When an export included mappings for asset or entity references on data with many references, the export could run out of memory because it cached the asset / entity information. This has now been fixed so it no longer caches.

■ **ISSUE-526346 - Fix for LOV binding inconsistency**

When evaluating business conditions, now it is possible to resolve business rules on a Web UI Node Editor using LOV Values instead of LOV IDs. To enable this option, contact Stibo Systems Support.

■ **ISSUE-527816 - Fix for data inconsistency error when publications are deleted**

Additional checks have been added to the remove orphan publication nodes option ('Clean orphan publication data'). There is a hotfix for this solution that is applicable to step-10.1-mp3 to mp6.

■ **ISSUE-540343 - Fix for Digital Signature privilege error**

In the e-Signature component, a privilege error happened when LDAP was configured on a STEP system and an exception occurred during the LDAP synchronization. This resulted in the current user not being able to maintain users and groups. This has been resolved. A hotfix is available for step-10.2-mp3.

■ **ISSUE-541253 - Fix for a problem when adding multiple business functions to Node headers**

Fix for a bug in the Web UI that caused multiple Business Function type table headers in a Node List to display the same value instead of the correct value per header.

■ **ISSUE-543751 - SaaS fix for confirmation of two dialog boxes is necessary to confirm a selection**

Now, a confirmation dialog for Run Business Action in Web UI is not shown if there is a template dialog configured for the given business action.

■ **ISSUE-544853 - Fix for loader not disappearing with error on screen in Web UI**

When saving a Web UI screen containing a References component, sometimes an 'Unexpected error' would be shown and the loader would keep spinning. This has been fixed.

■ **ISSUE-545892 - Fix for performance issue with set screen**

Performance problem fix related to Global Override that is configured on a Web UI Main screen. Previously, it was always trying to retrieve a number of valid LOV values for an attribute, configured as an Attribute Value / Value Group component on a Node Editor screen, even if the number was not used in condition evaluation. Now, the number of valid LOV values will only be retrieved for Global Override LOV conditions. There is a 10.2-mp3 hotfix also available for this solution.

■ **ISSUE-547559 - Fix for drill down not showing on a Tree Navigator**

Fixed a problem occurring when a selected item on a Web UI Tree Navigator on the Global Navigation Panel did not have an icon to expand even if it had children.

■ **ISSUE-548303 - Fix for BMEcat multilingual export for assets**

Fix in workbench for BMEcat export for multilingual assets when no language information is in the exported file. There is also a hotfix for this solution for STEP versions 10.1 (mp4, mp5, mp6), 10.3 (mp4), and 11.0 (mp2, mp3).

■ **ISSUE-549286 - Fix for object that errors on all activities**

The new 'Revised node missing a front revision' healthcheck now replaces three previous healthchecks to find missing front revisions, which prevents product, classifications, or assets from displaying. Replaced healthchecks are: Product Missing a Front Revision, Classification Missing a Front Revision, and Asset Missing a Front Revision. The new healthcheck includes PQL implementation and the option to fix the problem. Also, JavaScript can be run via the Admin Portal to fix the problem for Cassandra customers.

■ **ISSUE-549354 - Fix for CMDM - IIEP with PreProcessor and a mandatory attribute receives error message**

Introduced an option to disable failing the Match and Merge process with an import configuration PreProcessor if the failure happens during preprocessing due to missing mandatory values. To enable this option, contact Stibo Systems Support.

■ **ISSUE-549628 - Fix for OIEPs' excessive 'Poller Scheduled' messages and ignored invokes**

The problem seen was that the OIEP configuration was marked modified if the configuration tab was selected and then another tab was selected and then the configuration tab was reselected. The solution is to update the audit log with a “modify” state if the configuration has been changed only.

■ **ISSUE-549782 - Fix for inbound integration endpoint mapping failure**

Fix for editing an inbound integration endpoint configuration when large sample files caused exceptions in the 'Map Data' step.

■ **ISSUE-549900 - Fix for Multi Context Screen - View issues**

On the Multi Context Screen, the 'Share View' option from the 'Apply View List' popup displayed is blocked by the parent popup. This has been fixed to show the popups in the correct order.

■ **ISSUE-551275 - SaaS fix for issue with Multi-Valued LOV**

Fix for a problem when importing an empty multivalue in a format:

```
<MultiValue AttributeID="attribute ID">
```

```
<Value></Value>
```

```
</MultiValue>
```

which caused the match and merge importer to throw an exception for non-LOV or hard-LOV multivalues and to create an additional empty value for medium LOV values. A hotfix is available for step-11.0-mp2 and step-11.0-mp1.

■ **ISSUE-552043 - SaaS fix for wrong ISO Date Time validation used in Multi Edit Display Mode**

Fix for a bug in the Web UI using date attributes in the Workflow Variable table Header component.

■ **ISSUE-552989 - Fix for saved Export Configuration that loses configuration settings when started from Search results**

Fix for choosing an existing export configuration with an empty selection when exporting search results in STEP Workbench. Now, a confirmation dialog allows the user to choose a selection from search or to use a selection from the configuration.

■ **ISSUE-556223 - Fix for PrivilegeException where user is not permitted to perform CLASSIFICATION_PRODUCT_LINK_CREATE for IndexWord**

The error was: Wrapped com.stibo.core.domain.privilegeexception.PrivilegeException: User: XRXC188 is not permitted to do: CLASSIFICATION_PRODUCT_LINK_CREATE(6500) on: 383YF7 for ClassificationProductLinkType: stibo.IndexWord

Creating a word index link from a business rule which was executed with 'Run as Privileged' checked was not allowed if the user did not have the 'Create a product to classification link' privilege. Now, creation of word index link is allowed when the business rule is run in privileged mode. A hotfix is available for step-10.2-mp3.

■ **ISSUE-556383 - Fix for images not rendering properly**

Now, resizing can be disabled for asset content in the Web UI via the new 'Disable Resizing' parameter on the Referenced Asset Representation component.

■ **ISSUE-556592 - Fix for NPE in Bulk Update edit**

Fix for a NullPointerException (NPE) during Bulk Update with templates execution. The error occurred when the user did not supply any of the templates on Bulk Update Template Dialog in the Web UI. A hotfix is available for step-10.3-mp4 and step-10.2-mp3.

■ **ISSUE-557191 - SaaS fix for missing warning on mandatory attribute**

When using LOVs with Value IDs in business rules in the Web UI, sometimes the business rule received the value and other times received the Value ID. Now, the business rule always receives the value, not the Value ID. The config property WebUI.Value.ResolveLOVValueToID has been removed. A hotfix is available for step-10.3-mp4.

■ **ISSUE-557276 - Fix for an inconsistency in the approved space**

Fix for a bug in the In-Memory version of the healthcheck to find dual visibilities for soft values. This improves identifying inconsistent data between the main and approved workspaces.

■ **ISSUE-557422 - Fix for LOV update not getting in sync from global context to children contexts**

Fixed a bug with the Web UI LOV Management screen where LOV values would be saved to child dimension points (contexts) when editing a root dimension point. There is also a hotfix for this solution applicable to step-10.3-mp4 and step-10.2-mp3.

■ **ISSUE-557888 - Fix for LOV Cross Validation in Data Container**

Now, an LOV cross validation works on attributes configured as a part of a Data Container Multi Editor on a Web UI Node Editor screen. A hotfix for this solution is also available for step-11.0-mp2.

■ **ISSUE-557912 - Fix for creating a derived event type with more than 40+ characters not showing a meaningful error message**

Better error messages have been created and will be shown when a user tries to create a derived event where the ID supplied is rejected by the system.

■ **ISSUE-557939 - SaaS fix for error when onboarding via IIEP and Match and Merge processing engine for 'empty' multivalued attributes**

Fix for a problem when importing an empty multivalued attribute in a format:

```
<MultiValue AttributeID="attribute ID">  
<Value></Value>  
</MultiValue>
```

which caused the match and merge importer to throw an exception for non-LOV or hard-LOV multivalued and to create an additional empty value for medium LOV values. A hotfix is available for step-11.0-mp2 and step-11.0-mp1.

■ **ISSUE-557943 - Fix for Asset Push of hierarchies containing lots of assets**

Fix for pushing assets from a classification containing a very large number of assets which could previously fail with an exception error. A hotfix is available for step-11.0-mp3 and step-11.0-mp2.

■ **ISSUE-557957 - Fix for Web UI Multi Reference Table in Column Control Component**

Now, when the Global Navigation Panel is collapsed, a Node List under the Columns Control component on the Web UI Node Editor screen is correctly resized. A hotfix is available for step-11.0-mp2 and step-11.0-mp1.

■ **ISSUE-558188 - Fix for Inbound Integration Endpoint unexpected status of Failed**

Fix for a bug when attempting to enable an inbound or outbound integration endpoint.

■ **ISSUE-558230 - Fix for customer system crashing / slowness**

Stateflow Deadline Process: Added the ability to not log every state having the deadline exceeded. This change benefits systems with processes having a very large amount of tasks where the deadline is exceeded.

■ **ISSUE-558314 - Fix for action buttons with 'enforce validity' setting used with grouping**

Fix for problems with Node Editor button validity when mandatory attribute value components are configured to be shown under the hidden Grouping Option component on Web UI Node Editor. Additionally, a fix for mandatory values under the value section when configured under the hidden Grouping Option on Web UI Node Editor, which caused a button with 'Enforce validity' to not be properly enabled. A hotfix is available for step-10.1-mp6, step-10.1-mp5, and step-10.1-mp4.

■ **ISSUE-558357 - Fix for upload and insert Asset (Replace Content) failing**

Fixed a bug in the Web UI that occurred when a user was a member of multiple vendor groups and tried replacing content of an asset.

■ **ISSUE-558469 - Fix for Web UI Bind Action issue in POP UP comment with less than and greater than symbols**

Now, less than and greater than characters are escaped on Web UI Run Business Action templates dialog before being processed by the business rule. A hotfix is available for step-11.0-mp2.

■ **ISSUE-558586 - Fix for translation result file not getting parsed**

Fix for a NullPointerException (NPE) in the translation import process when a translation configuration did not contain an attribute filter. A hotfix is available for step-10.2-mp3.

■ **ISSUE-558667 - Fix for pop up 'Error on upload Server Error' in the Web UI**

A Multiple Pollers fix script has been updated to work with STEP 10.3 table structure. A hotfix is available for step-10.3-mp4.

■ **ISSUE-558729 - SaaS fix for workflow dashboard count not working**

Previously, the number of active items in a workflow was not shown for a Workflow Profile on STEP with Cassandra. Fixed a NullPointerException (NPE) thrown when updating on-demand data for Workflow Profile for STEP with Cassandra. A hotfix is available for step-10.3-mp4, step-10.2-mp3, inmemory-7.0.62, and inmemory-7.0.59.

■ **ISSUE-558928 - Fix for Web UI screens with Data Containers having a long load time**

A customer-specific fix was made to disable loading revision history when loading a Multi Edit Data Container Editor on a Web UI Node Editor screen. In this case, the Show Revision History action will not be working. However, the component will load significantly faster. To enable this property, contact Stibo Systems Support. There is also a hotfix for step-11.0-mp2 available for this solution.

■ **ISSUE-559135 - Fix for error during unique key import versus assets with large content**

Fix for importing STEPXML with AssetBinaryContent larger than 2GB which would previously fail with an Out Of Memory error. A hotfix is available for step-10.3-mp4 and step-10.2-mp3.

■ **ISSUE-559159 - Fix for ZIP file getting downloaded instead of XLSX Asset**

Fix for a problem for downloads resulting in only ZIP files instead of XLS / XLSX assets when using the Asset Link component in Web UI. This was due to the user not having privileges to see the asset system values. A hotfix is available for step-10.3-mp4.

■ **ISSUE-559183 - SaaS fix for Inbound Integration Endpoints failure**

Disabled memory optimization for the JavaScript engine in cases where the context manager is null to avoid failure. A hotfix is available for step-11.0-mp2.

■ **ISSUE-559457 - SaaS fix for Scheduled Export email file with improper naming**

Now, long filename templates with non-ascii characters do not result in corrupt email delivery attachment filenames. A hotfix is available for step-10.3-mp4.

■ **ISSUE-559682 - Fix for 'unexpected error' on click in cell with data issue**

Fix for a NullPointerException (NPE) in Web UI when clicking on a reference cell with a data issue.

■ **ISSUE-559977 - SaaS fix for failed match and merge importer error 'addValue cannot be invoked with an empty string value'**

Fix for a problem when importing an empty multivalued value in a format:

```
<MultiValue AttributeID="attribute ID">
```

```
<Value></Value>
```

```
</MultiValue>
```

which caused the match and merge importer to throw an exception for non-LOV or hard-LOV multivalued values and to create an additional empty value for medium LOV values. A hotfix is available for step-11.0-mp2 and step-11.0-mp1.

■ **ISSUE-560515 - Fix for PLM after opening a change report, it is impossible to edit a requirement**

Updates were made to fix a caching issue. There is also a hotfix for this solution applicable to private-label-food-7.0.3.

■ **ISSUE-560788 - SaaS fix for fatal error in Web UI background process list**

Fix for a problem in the Web UI with the Background Process list screen if a process did not have a valid start date that caused an error when sorting or filtering. This hotfix is available for step-11.0-mp2 and step-10.3-mp4.

■ **ISSUE-560820 - Fix for modifying a Custom Export made by a user in Excel 97**

Fix to make Excel 2007 the default Excel version for Custom Export configurations that use Excel versions that are no longer supported. A hotfix is available for step-10.3-mp4.

■ **ISSUE-561562 - SaaS fix for selection of an LOV using typeahead feature shows the ID instead of the value selected**

Fix for a problem when LOV values were replaced by IDs on Web UI Node Editor. This occurred when after selecting a typeahead suggestion for an attribute with a huge LOV, the user changed focus from the Attribute Value component field. A hotfix is available for step-10.3-mp4.

■ **ISSUE-561604 - SaaS fix for empty references**

Fix to filter out null (empty) references when calling query.asList or .forEach for queryReferencedBy business rule API.

■ **ISSUE-561906 - Fix for setting the workflow variable bound to an LOV in a Task List screen**

Fixed a ClassCastException occurring on a Web UI Task List screen (Node List component) when a Table Header Workflow Variable representing an LOV value is configured. There is also a hotfix for step-11.0-mp2 available for this solution.

■ **ISSUE-561913 - SaaS fix for performance issue while opening the tree navigation collections**

STEP 11 introduced a new feature to display historic values on Node Lists in the Web UI that sometimes had poor performance under certain scenarios. To disable the feature, add the following case-sensitive property to the sharedconfig.properties file on the application server: WebUI.TableHeaderValue.DisableValueHistory=true. Restart the server to implement the property setting. A hotfix is available for step-11.0-mp3 and step-11.0-mp2.

■ **ISSUE-561970 - SaaS fix for self-service STEP ACL functionality stability**

Fixed problem with config properties not being correctly reloaded on SaaS environments.

■ **ISSUE-562121 - Solution for Multi Context Edit component falsely suppressing references**

Fixed a bug with editing references through the Multi Context Edit component of the Web UI, where previously, the wrong dimension point would be used when editing. A hotfix is available for step-11.0-mp2.

■ **ISSUE-562123 - Fix for the Multi Context Edit component depicting suppressed references as equivalent to a null value**

Fix for a problem in the Web UI where suppressed references would not be visible and would have the same appearance as an empty set of references in the Multi Context Edit component. A hotfix is available for step-11.0-mp3 and step-11.0-mp2.

■ **ISSUE-562466 - Fix for unexpected error occurring when double-clicking a cell with a data issue**

Fixed NPE when clicking on Node List cell with data issues in Web UI, when no business conditions are configured.

■ **ISSUE-563488 - Fix for BMEcat multilingual export for assets**

Fix in workbench for BMEcat export for multilingual assets when no language information is in the exported file. There is also a hotfix for this solution for STEP versions 10.1 (mp4, mp5, mp6), 10.3 (mp4), and 11.0 (mp2, mp3).

■ **ISSUE-563501 - SaaS fix for randomly changing configuration of outbound endpoints**

In workbench, viewing an old revision of an outbound integration endpoint could unexpectedly overwrite the current configuration if the user then selected the 'Configurations' tab. This has been fixed. A hotfix is available for step-10.3-mp4.

■ **ISSUE-563886 - SaaS fix for error in creating new screen with User Password component**

Fix for a NullPointerException (NPE) error on the Web UI Node Details screen that occurred when a user added a User Password component. The User Password component is only valid on a User

Details screen. Now, if the User Password component is added to a Node Details screen, no error will display, and the invalid component will also not display. A hotfix is available for step-10.3-mp4.

■ **ISSUE-564172 - SaaS fix for poor performance of BPs G**

The ability to improve performance when purging attribute values in the recycle bin is now available. For more information, contact Stibo Systems Support. A hotfix is available for step-10.3-mp4.

■ **ISSUE-564519 - SaaS fix for Web UI error on Global Search**

When using Global Search in Web UI to find objects by ID, the message, 'Unexpected error. Please contact your system administrator. Internal Server Error,' could display. This has been resolved, and a hotfix is available for step-11.0-mp3 and step-11.0-mp2.

■ **Fix for PLM opening a change report prevents BOM from being shown**

Fix for PLM opening a change report prevents BOM from being shown

■ **SaaS fix for horizontal scroll bar appearing on Nested Reference Editor in Web UI**

A horizontal scrollbar will no longer appear on the Nested References Editor in Web UI when the user is trying to edit the last attribute on a table.

■ **SaaS fix for OIEPs down because connections failed to AWS**

Better error text is now displayed in the Execution Report when attempting to send a message larger than 256K to an Amazon SQS queue where the 'S3 enabled' parameter is set to 'No.' Previously, if the message size was larger than 256K, instead of an exception reporting that the file was too big, a socket exception could be thrown. Now, on Amazon SQS queues with S3 disabled, messages larger than 256k clearly report that S3 is required, or the message size must be smaller.

■ **SaaS fix for PDX - Integration: delivery process failed error**

An error occurred when assets were pushed to PDX. Now, assets can be sent to PDX without BGP errors. A hotfix is available for productdatasyndication-integration-7.0.30.

■ **Fix for CMDM - Address Matcher - Number Words weight giving inaccurate score if no numbers are in address**

Now, Address Matcher will ignore the Number Weight when calculating a Street Score if both compared addresses do not contain any numbers. This means that two equal addresses without numbers will score to 100 no matter what the value is for numbers weight configured for Address Matcher. There is also hotfix for this solution applicable to partydatamatching-7.0.14.



DOCUMENTATION UPDATES

■ Solution for sending users automated email notifications on required workflow tasks

An existing solution is now documented in online help on how to send an automated email notifying users of all required workflow tasks by scheduling a bulk update that uses a business action. This email notification provides users with a single location for all assigned tasks, and enables users to better prioritize which tasks need to be addressed first. For more information on how to set up this solution, refer to the Scheduling a Task Notification Email topic in the Bulk Updates documentation.

■ Videos on searching documentation now available in the online help

A series of videos describing effective methods used for searching the online help have been added to the Welcome to Online Help topic. Found within that topic is a table that describes a variety of methods used to search the online help quickly and effectively. For example, the 'Excluding Terms' video briefly demonstrates the potential benefits of specifying which terms should not be included in the search results. The videos, about a minute long each, are embedded in the table's 'Description' column. A longer video that compiles all six shorter videos can be found just above the table.



PATCH

The 11.0-MP3 baseline patch can be installed with the following recipes:

```
spot --apply=to:step/platform/step-11.0-mp4.spr
```

— OR —

```
spot --upgrade=step:11.0*
```

**** Before installing the recipe provided by the SPOT --upgrade functionality, review the baseline and component versions that the system will be upgraded to before applying. Verify that the baseline and/or components are the correct versions to be applied (i.e., the versions you did testing on—and not a higher, untested version).***

Refer to the SPOT Program documentation for more information, including how to use the SPOT --upgrade command to also find compatible components that can be added at the same time as the baseline patch. SPOT Program information for on-premise systems can be found in the System Administration Guide within the Downloadable Documentation. For assistance, contact Stibo Systems Technical Services.

Note: Customers may want to search the Support Portal for their Maintenance Patch Issue Numbers. To do so, while in the Support Portal, navigate to Issues (in the header bar) and then select 'Search for Issues.' Click on the 'Advanced' option on the filtering bar, and then type in 'issue=' and the Issue number from the Maintenance Patch Notes. Press Enter or click the magnifying glass icon to run the query. **Users will only be able to view Support Portal issues for Maintenance Patch Issue Numbers that they have privileges to access. If the issue is not applicable to the user searching, then a 'No issues**

were found to match your search' message will be displayed.