



RELEASE NOTES

Release 10.2, 10.2-MP1, 10.2-MP2, and 10.2-MP3

September 21, 2021

Table of Contents

| | |
|--|-----------|
| Table of Contents | 2 |
| 10.2 Release Notes | 6 |
| Upgrade Guide and Maintenance Patches | 7 |
| Enhancement Requests | 7 |
| Academy and Community Resources | 7 |
| Installation Recipe | 7 |
| 10.2 Upgrade Guide | 9 |
| Java 11 update | 9 |
| Support, platform, and system admin information | 10 |
| Important change related to LDAP | 10 |
| Customer MDM: D&B Migration | 11 |
| Web UI-specific information | 11 |
| General system updates | 11 |
| Stibo Systems' branding updates | 11 |
| PDS label and plugin rebranding title changes | 12 |
| Online Help / documentation changes | 12 |
| New features incorporated via 10.1 maintenance patches | 12 |
| Enhancement Requests | 14 |
| Product Data Syndication / Product Data Exchange Changes and Enhancements | 16 |
| Complex channels enhanced customization | 16 |
| New channels added | 17 |
| Industry standard output support | 18 |
| Retail product vendor onboarding | 18 |
| New Dun & Bradstreet Direct+ Connector | 19 |
| Customer MDM Enhancements and Changes | 20 |

| | |
|---|-----------|
| New list processing functionality | 20 |
| Match and Merge type Web Service Endpoint allows REST API V2 | 21 |
| Find Similar type Web Service Endpoint allows REST API V2 | 21 |
| Web UI Enhancements and Changes | 22 |
| Restricting the object type in the create action | 24 |
| New text editor count display on Node Details and Node List | 25 |
| New Asset Groups component | 25 |
| Larger default image size on Node Lists and Node Editor | 27 |
| Expanded use of the custom reference target search | 28 |
| Login screen design updates | 29 |
| Improvements to align the interface with branding guidelines | 29 |
| Elasticsearch respects additional STEP privilege settings | 30 |
| Elasticsearch publication performance optimization | 30 |
| Mass Creation Screen improvements in Web UI | 31 |
| Changes to table filtering | 33 |
| General Enhancements and Changes | 35 |
| SaaS self-service administration tool extended | 35 |
| PIM for Retail now includes the ability to work with variants of products | 35 |
| Background process failsafe restart on system crash | 35 |
| New cloud storage Asset Publisher Event Processor plugin | 36 |
| Updated InDesign version support | 36 |
| Changes to configuration properties to identify system environment and name | 37 |
| Data Exchange Enhancements and Changes | 39 |
| Support for token-based authentication for gateway integration endpoints and the REST Direct Outbound Integration Endpoint delivery plugin | 39 |
| mTLS support for outbound HTTP traffic | 39 |
| REST Direct property removed | 40 |
| Excel 2003 export / import formats removed | 40 |

| | |
|---|-----------|
| Proxy support for HTTP-based endpoint plugins | 40 |
| SASL authentication now supported by Kafka Connector | 41 |
| Product MDM for Automotive 10.2 - 7.0.37 Release Notes | 43 |
| New Features | 43 |
| Bugfixes | 57 |
| All Standards | 57 |
| Auto Care | 62 |
| TecDoc | 63 |
| Documentation Updates | 63 |
| Patch Recipe | 64 |
| API Enhancements and Updates | 65 |
| Scripting and Extension API enhancements | 65 |
| Query API support for querying workflow tasks | 65 |
| Platform and Software Support Changes | 66 |
| Baseline Functionality / Patching Updates | 66 |
| Additional Current Updates | 66 |
| Future Updates and End of Life Notifications | 67 |
| Miscellaneous Bugfixes | 68 |
| 10.2-MP1 Maintenance Patch Notes | 83 |
| New Features | 83 |
| Bugfixes | 85 |
| Patch Recipe | 91 |
| Product MDM for Automotive 10.2 - 7.0.38 Patch Notes | 93 |
| New Features | 93 |
| Bugfixes | 95 |
| All Standards | 95 |
| Auto Care | 96 |

| | |
|---|------------|
| TecDoc | 97 |
| Patch Recipe | 97 |
| 10.2-MP2 Maintenance Patch Notes | 98 |
| New features | 98 |
| Bugfixes | 100 |
| Performance Enhancements | 109 |
| Patch Recipe | 109 |
| Product MDM for Automotive 10.2 - 7.0.39 Patch Notes | 111 |
| New Features | 111 |
| Bugfixes | 118 |
| All Standards | 118 |
| Auto Care | 118 |
| TecDoc | 119 |
| Patch Recipe | 120 |
| 10.2-MP3 Maintenance Patch Notes | 121 |
| New Features | 121 |
| Bugfixes | 121 |
| Patch Recipe | 124 |
| Product MDM for Automotive 10.2 - 7.0.40 Patch Notes | 125 |
| Bugfixes | 125 |
| All Standards | 125 |
| Auto Care | 125 |
| Patch Recipe | 125 |

10.2 Release Notes

These release notes describe the new, enhanced, and changed features provided with the release. Some changes may require action, so review these notes carefully. These notes complement the Stibo Systems Enterprise Platform (STEP) Online Help, which includes in-depth information on previously existing and new system functionality, including detailed explanations and step-by-step instructions for use, when appropriate.

Some of the changes and highlights of the 10.2 release include updates in the following areas:

Product Data Syndication (PDS) is now called Product Data Exchange (PDX).

The solution has matured and adapted over the years. It is much more than a 'syndication' solution, which is what the previous name suggested. The PDX solution allows customers to manage different market problems, so it was important that the name reflects the broader product vision, and at the same time, define the services available today with more clarity. Going forward the terms PDX Syndication and PDX Onboarding will be used as the two services offered under the PDX platform. PDX Syndication is for manufacturers and brands who are sharing data with different recipients, and PDX Onboarding is for retailers who need to onboard products from vendors.

Data as a Service (DaaS) — Use master data directly and in high volumes for web sites, Customer Relationship Management (CRM), and other business applications. This functionality is currently in ramp-up status. See the License and Component Lifecycle topic in the System Release and Patch Notes documentation in the online help for details about what this status means.

PIM for Retail — Enable rapid time to value, using a streamlined retail-ready solution purpose built to drive success in the rapidly evolving digital-first retail environment now including support for multiple variants. This allows for the same base products with different specifications, enabling retailers to provide their customers with a great Product Experience. (Product MDM and PDX)

ECLASS ADVANCED — Support to enable businesses in electrical device manufacturing, distribution, and wholesale to exchange relevant and sufficient product data to support their business goals using data standards. (Product MDM)

Reseller Channels — Allows services and partners to be able to create complex 'custom' channels on behalf of customers. (PDX)

New Dun & Bradstreet Direct+ Connector — Enrich master data with industry leading data from Dun & Bradstreet to support sales, marketing, and analytics activities and optimize onboarding and compliance processes. (Customer MDM and Supplier MDM)

Data Preparation and List Processing — Preprocess data in isolation from master data, enabling our customers to explore, combine, cleanse, deduplicate, and transform data prior to business utilization in support of use cases such as indirect customer processing and prospect list preparation. (Customer MDM)

New commercial licensing options introduced in 10.2 are:

- DaaS (Data as a Service)
- ECLASS ADVANCED

- PIM for Automotive Retail
- Dun & Bradstreet Direct+ Enrichment Service

Information regarding the enhancements above and a wide variety of other enhancements and changes are included in this release note set.

Important: Some functionality described within these notes is controlled via licenses and/or component installations and may not be available on a particular system. Questions should be directed to your Stibo Systems account manager or partner manager.

Upgrade Guide and Maintenance Patches

In addition to the individual release notes, upgrading customers should read the 10.2 Upgrade Guide. This guide provides information that existing customers will need to know prior to upgrading. This includes actions required for deprecated components and unsupported functionality.

The Upgrade Guide includes information about actions need to be taken prior to upgrading.

If / when applicable at the time of your installation, read the maintenance patch notes for 10.2 to understand the full scope of changes for the 10.2 release and subsequent patches.

Enhancement Requests

Customer satisfaction is top priority for Stibo Systems. Many of the changes available in 10.2 are implemented as solutions to enhancement requests that customers have submitted. These projects represent nearly 100 enhancement requests received by Stibo Systems. To see what updates were made as part of the enhancement request process, see the Enhancement Requests release note later in this release note set.

Academy and Community Resources

Stibo Systems Master Data Management (MDM) Academy offers customer and partner hands-on training options to expand your knowledge on Stibo Systems MDM solutions. Information regarding our certification programs and specific classes can be found on our website: <https://www.stibosystems.com/services-support/mdm-academy>.

All customers and partners are encouraged to join their respective Stibo Systems Communities to collaborate with other users. These release notes and other release materials, including videos, are also available within each Community.

Customers: <https://www.stibosystems.com/online-community>

Partners: <https://www.stibosystems.com/partners/partner-community>

Installation Recipe

The baseline can be installed using this command:

```
spot --upgrade=step:10.2
```

See the SPOT Program documentation for help doing the STEP upgrade and installing add-on components. For customers that have custom add-on components and/or if Stibo Systems Support is deploying your system upgrades and patches, then please submit an upgrade request via the Customer Portal (Jira).

This document is intended for use by active Stibo Systems Enterprise Platform (STEP) users and partners and describes the above and other new functionality and improvements in greater detail. It does not serve as a replacement for the Online Help, which includes additional information on previously existing and new system functionality, as well as more detailed explanations and step-by-step instructions for use, when appropriate.

10.2 Upgrade Guide

Summary

Before upgrading the platform and its add-on components, there are certain system changes that customers need to be aware of when moving to 10.2 from an earlier version. The list that follows may not be comprehensive; however, along with the full release note set, it provides a starting point for upgrade evaluation.

To see future updates and to find any software end-of-life notifications, customers should also read the Platform and Software Support Changes release note and each individual release note for items that may not be listed below.

Details

Java 11 update

For security reasons, the Stibo Systems Enterprise Platform (STEP) has been upgraded to the latest Long Term Support version of Java, version 11, on both the server side and the workbench. The server will automatically perform the upgrade when it is patched with STEP 10.2. It will be available for STEP 10.2+ only.

Important: Before upgrading to 10.2, it is necessary to upgrade the SPOT tool using the command:

```
./spot --apply=to:spot/7.0/latest.spr
```

As mentioned in previous release notes, if using Oracle Java, the support for Java WebStart is removed entirely with this release. If there is a property in the sharedconfig.properties file to enable the WebStart functionality, the property will need to be removed prior to starting your system upon upgrade to 10.2. If not removed, the system will not restart.

If using Oracle Java, also remember to upgrade the version to 11. STEP 10.2+ will not work with Java 8.

Stibo Systems will continue to support and release the OpenJDK upgrades for Java 8 in maintenance patches until STEP version 10.1 support ends on December 1, 2023.

Also, if upgrading to 10.2, it is recommended that customers upgrade their workbench launcher (the desktop-based software that allows the workbench to be started) if they encounter any issues when trying to enter a STEP UI for the first time post-upgrade. The link for downloading Workbench Launchers is accessible from your system's Start Page.

Most existing custom extensions should continue to work with the new version of STEP and Java 11. This is not the case if the extension contains code that reads or writes XML. If it does, the extension will have to be rewritten as the XML parsers that used to be part of the Java JDK have been removed, and external libraries will have to be brought into play instead. Also, if needing to alter an existing extension for any reason, or write a new one, this will require Java 11 to do so. More information about this can be found in the Extension API documentation accessible via the STEP API Documentation available at [system]/sdk or accessible from the system Start Page.

Note: Some systems may be impacted by system XML files upon making changes to the Web UI and in other circumstances. It is recommended that all customers take 10.2-MP1 to help circumvent these issues.

Support, platform, and system admin information

The following items are desupported or removed with the 10.2 release (unless indicated otherwise):

- Oracle 18c (all)
- macOS 10.13 High Sierra
- Adobe InDesign CC 2018 (Client and Server)
- Adobe InDesign CC 2019 (Client and Server) remains as an option within the STEP InDesign Plugins, although it is no longer supported by Adobe. It will be removed during a 10.2 maintenance patch or with the next feature release (Fall 2021). Customers upgrading to 10.2 should use the newest Stibo Systems-supported version of InDesign.
- Apache for the reverse proxy is not supported. Customers with Apache-related support issues, regardless of the STEP version they are on, will be asked to transition to the HAProxy-based solution.
- LibreOffice will no longer be installed as part of STEP, and to use the Asset Preview functionality for Microsoft Office documents and PDF previews, customers will need to do their own install of [LibreOffice](#).
- Customers using unsupported Excel versions were advised in the 10.1 release notes to convert import and export files, older Smartsheet versions, translations, eCatalog files, etc., to a supported version and resave prior to upgrading to 10.2 (i.e., open XLS files and resave as XLSX files). With the 10.2 development, saved configurations that have not already been converted will work but will export as Excel 2007+ due to the removal of the Excel 97/2003 format options for exports and imports.
- Customers must transition off of MS Windows-based STEP Application and STEP Database Servers by the Spring 2022 feature release.

Important: Support for the 9.0 version of STEP ended on June 1, 2021, and support for the 9.1 version of STEP ends on January 1, 2022.

Important change related to LDAP

When upgrading to newer Java (AdoptOpenJDK) versions, LDAP may give rise to problems with authentication. This is caused by the removal of support for the older, less secure encryption algorithms Transport Layer Security (TLS) 1.0 and 1.1.

If using LDAP for authentication, user action may be required. If the LDAP server used does not support the newer TLS version 1.2, the STEP server will have to be altered to support it:

1. On the server, edit the file: [STEPHOME]/resources/jdk/[JDKVERSION]/jre/lib/security/java.security
2. Find the line defining the property `jdk.tls.disabledAlgorithms` and replace it with:

```
jdk.tls.disabledAlgorithms=SSLv3, RC4, DES, MD5withRSA, DH keySize <
1024, EC keySize < 224, 3DES_EDE_CBC, anon, NULL, include
jdk.disabled.namedCurves
```

3. Restart your system

Note: The new default for TLS is 1.2, rather than 1.0.

Customer MDM: D&B Migration

For customers using the D&B Direct 2.0 integration in release 10.1 or earlier, a mandatory migration to D&B Direct+ is required for those customers who wish to continue to use the functionality in 10.2. For more information, see the New Dun & Bradstreet Direct+ Connector release note in the 10.2 release note set.

Web UI-specific information

The following changes are described further in the Web UI Enhancements and Changes release note found later in this set.

- Users who have the Custom Export Action component configured should be advised that the 'Export Current View' button that displays when the Custom Export button is clicked has been removed. The Export Current View functionality is now a standalone toolbar action called 'Export Current View Action' and allows users to quickly export table data to an Excel spreadsheet with no customization.
- The PDS Export Wizard Screen component in the Web UI designer has been removed, as it is no longer needed in order to display PDX channels available to receive published data from the Search Screen basket.
- If a Web UI was using custom colors prior to 10.2, they will be converted to the Stibo Systems default color scheme after upgrading.

General system updates

Users should also be aware of the update below; details can be found in the General Enhancements and Changes release note in this set.

The type of environment (i.e., Development, QA, Production, etc.) is identified by the 'System.Display.Type' configuration property that now displays in more areas of Web UI and workbench. Also, the configuration property 'System.Name' now also displays on the workbench title bar. Because the Web UI Title Parameter may be removed in the next feature or future release, careful attention should be paid to the IDs / names used for Web UIs so that they are clearly identifiable on the browser tab since, if this change is made, the environment will display on a Web UI login page but not the system name or a configurable Web UI title.

Stibo Systems' branding updates

Rebranding work that started with the 10.1 release has continued into 10.2 projects. See the Web UI Enhancements and Changes for details regarding changes to Web UI Designer changes, login page changes, and much more.

PDS label and plugin rebranding title changes

With the recent name change of Product Data Syndication (PDS) to Product Data Exchange (PDX), label and plugin titles related to PDS have been changed to PDX. As an example, 'PDS Outbound Integration Endpoint' is now titled 'PDX Outbound Integration Endpoint.' More information regarding the PDS to PDX name change can be found in the PDS Rebranding and Enhancements release note in the 10.2 Release Note set.

Online Help / documentation changes

With every release, documentation updates occur. In addition to documentation that was updated as part of 10.2 projects, the following documentation updates that users should be aware of when upgrading to 10.2 are listed below:

- Product MDM for Retail, located in the Solution Enablement section of the online help, has been updated and information about variants has been added.
- List Processing in Data Preparation has been reorganized and updated.
- The Matching, Merging, and Linking section of online help has been reorganized and updated and continues to be updated. Work will continue on this section after the 10.2 release, including the inclusion / updating of supporting images.
- Updates and corrections were made to the Machine Learning-Based Auto Classification documentation.
- 10.2 videos can be found in the Customer and Partner Communities. A specific 10.2 RELEASE page is available under RELEASE INFO. Videos are also accessible from the RESOURCES dropdown.
- Documentation was updated to remove information about unsupported versions. Product MDM for Automotive 9.0 release and maintenance patch notes were also removed and can be provided upon request.
- Documentation pertaining to data sufficiency scores has been moved from the Metrics section of online help to the Data Governance section of online help.

Important: Prior to upgrade, customers should be aware of any updates made in prior releases in maintenance patches. For example, the items below were covered in the maintenance patch notes for 10.1, which can be accessed via the 10.1 Release > 10.1. Maintenance Patch notes section of the documentation.

New features incorporated via 10.1 maintenance patches

- New Elasticsearch publishing business condition
- Ability to restrict contexts and workspaces available in the Web UI
- New 'STEPXML Configuration Export' plugin
- Support for STEPXML export and import of Workflow Profiles and Asset Push Event Queues (also mentioned in the Enhancement Requests release note)
- New Cloud Blob Storage Delivery for OIEPs and Export Manager
- New Revision Management Event Processor plugin option
- Data Sufficiency event processor multithreading support
- Added CSRF exclusion filter support
- Web UI Search Screen Includes Classifications and Respects Additional STEP Privilege Settings

- Updates to the Search Screen Basket 'Publish' to PDS (*now PDX*) option
- New cloud storage Asset Publisher Event Processor plugin (the information for this enhancement is repeated in the General Enhancements and Changes release note found later in this release note set)

Enhancement Requests

Summary

Customer satisfaction is top priority for Stibo Systems. When customers make software enhancement requests, Stibo Systems works diligently to meet their business needs. Many of the changes available in 10.2 are implemented as solutions to these requests.

The list below highlights some of the enhancement requests that were completed in 10.2 but is not a comprehensive list. Additional customer-requested enhancements not listed below were completed as part of previously planned roadmap-driven projects.

Details

Solutions are listed below and include a cross-reference to a detailed release note where feature benefits are outlined.

- It is possible to export and import Workflow Profiles and Asset Push Event Queues using STEPXML. This functionality was introduced with 10.1-MP3. See the 10.1-MP3 Maintenance Patch Notes in the online help documentation.
- Proxy and authentication improvements include support for token-based authentication for gateway integration endpoints and the REST Direct Outbound Integration Endpoint delivery plugin, as well as mTLS support for outbound HTTP traffic. For more information, see the Data Exchange Enhancements and Changes release note later in the 10.2 Release Notes set.
- Added to Scripting and Extension API methods to retrieve WorkflowLogEntries, methods to tell if a reference or classification product link is dimension-inherited, and methods to add or remove a suppression for a given qualifier. For more information, see the API Enhancements and Updates release note.

Unless indicated, the following Web UI changes are described further in the Web UI Enhancements and Changes release note.

- The text box and rich text editor on a Node Editor, as well as the inline editor and multi-value text attribute on a Node List, now have a text editor remaining count display.
- Asset curators are now able to view the classifications that the asset is linked to and manage these classifications through the new Asset Groups component.
- The image default size for the Thumbnail Header and the Target Thumbnail Column now fill the entire table cell according to image ratios, and the image popup is larger.
- When configuring actions such as Create Asset, Create Classification, Create Entity, or Create Product, an admin user is now able to restrict the object types that appear when the action is selected.
- The Custom Export Action for Node Lists has been enhanced to allow users to include a referenced object's name in the custom export file.

- The display of Run Business Action buttons installed on Node Editor screens is now fully configurable.
- Users can now apply a business rule to incoming products via the Mass Creation screen.
- A new toolbar action (Export Current View Action) for Node Lists has been introduced. This feature previously existed within the Custom Export Action component, available as a toolbar action and on the Search Screen basket component, but was removed to be a standalone component.
- Admin users can now restrict which contexts and workspaces Web UI users have access to via the Global Navigation Panel.

For more information on the projects below, see the General Enhancements and Changes release note that appears later in this set.

- The type of environment, such as Development, QA, Production, etc., is identified by the 'System.Display.Type' configuration property. This environment designated by this property now displays in new areas of Web UI and workbench once entered into the sharedconfig.properties file. Also enhanced is the configuration property 'System.Name,' which is used to display the unique name of the system. Previously, it only displayed on the Start Page, but now it also displays on the workbench title bar.
- Support for Simple Authentication and Security Layer (SASL) authentication has been added for or the Kafka receiver and delivery plugins introduced with STEP 10.1.

Product Data Syndication / Product Data Exchange Changes and Enhancements

Summary

Product Data Exchange (PDX) is the new name for Product Data Syndication (PDS). This solution has matured and adapted over the years, and it is much more than a 'syndication' solution. PDX reflects the broader product vision while defining the solution's services more clearly. Going forward, the terms PDX Syndication and PDX Onboarding will be referenced as the services offered under the PDX platform. PDX Syndication is for manufacturers and brands who are sharing data with different recipients, and PDX Onboarding is for retailers who need to onboard products from vendors. As part of the overall PDX brand strategy, customers will easily be able to identify PDX via the new logo:



With the 10.2 release, enhanced features for PDX include complex channels, new channels, industry standards, and product onboarding. These enhancements address digital business and globalization challenges, enabling a greater adoption of PDX as a complete syndication solution.

The benefits combine a broader market reach for manufacturers with a quicker time to market, providing greater revenue potential and are of primary benefit to Channel Managers, Marketing Managers, eCommerce Managers, and Buyers. Retailers will be able to provide an experience to their vendors that is consistent with their own brand and also give their vendors flexible options for submitting data.

Enhancements include the following new and extended functionality:

- Expanded customization of complex channels
- Addition of new channels
- Introduction of standardized industry standard outputs
- Onboarding of vendor product data for retailers

Details

Complex channels enhanced customization

Managers need the ability to customize their channels for a complete syndication solution. These complex channel enhancements include:

- A new templating engine, which allows for configurable XML / JSON output of a channel
- The utilization of the current functionality of Vendor Managed Channel, which already allows for 'custom channels'
- The allowance for Stibo Professional Services and partners to create complex 'custom' channels on behalf of customers

Export type

Choose output type

Use Excel templates
Upload file to a server and provide a link to the output.

Setup output template
Create you own template and export to what ever type you would like to export to

Output template

For us to be able to setup a template we use Velocity by Apache.
 If you need some help to setup the template you can find it [here](#)
 Result products are available under variable "\$products"

```

1 #set ($attributeMap) = {
2   "GTIN": {"id": "GTIN", "language": "en"},
3   "GTIN_NAME": {"id": "GTIN Name", "language": "en"},
4   "GDSN_OPERATION": {"id": "GDSN Operation", "language": "en"},
5   "PUBLISHED_GTIN_": {"id": "Published_GTIN?", "language": "en"},
6   "GTIN_NAME_RU_": {"id": "GTIN Name (RU)", "language": "ru"},
7   "PRODUCT_TYPE": {"id": "Product Type", "language": "en"},
8   "ALTERNATE_ITEM_IDENTIFICATION_SUPPLIER_ASSIGNED": {"id": Alternate Item
9   Identification Supplier Assigned", "language": "en"},
10  "GPC_CODE": {"id": "GPC Code", "language": "en"},
11  "GPC_DEFINITION": {"id": "GPC Definition", "language": "en"},
12  "GPC_NAME": {"id": "GPC Name", "language": "en"},
13  "FUNCTIONAL_NAME": {"id": "Functional Name", "language": "en"},
14  "FUNCTIONAL_NAME_RU_": {"id": "Functional Name (RU)", "language": "ru"},
15  "BRAND_OWNER_GLN": {"id": "Brand Owner GLN", "language": "en"},

```

New channels added

Additional channels have now been added to PDX Syndication, providing an even broader global market reach for manufacturers. Three new markets for Nielsen Brandbank (Belgium, Ireland, and Netherlands) have been added, along with Tradesolution and Syndigo.

NIELSEN BRANDBANK



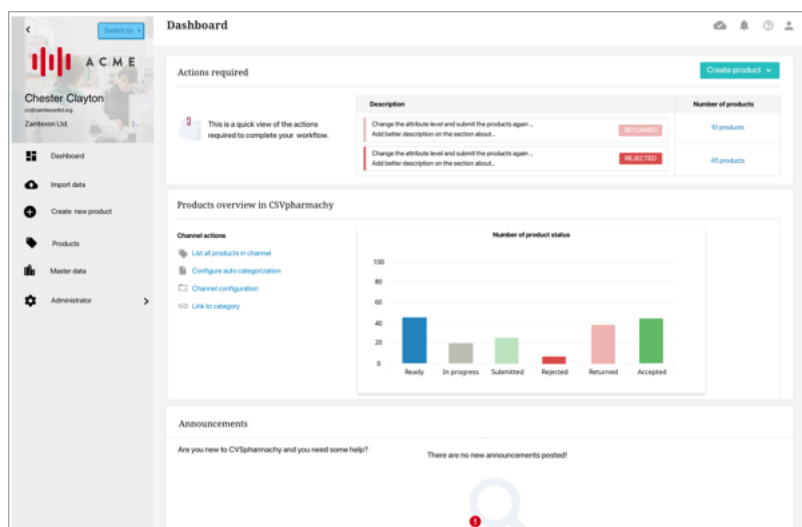
Industry standard output support

This release provides reliable support of industry standard output, even further reducing effort by reinforcing the 'build once – support many' approach. The standards include BMEcat 2005 output with ETIM 8. BMEcat is an international standard XML format for the exchange of product catalog data including provision for product classification and feature sets. ETIM is the international classification standard for technical products.



Retail product vendor onboarding

The 10.2 enhancements include retailer-specific UI configurations. Retailers can now create their own customized interface. Provided for retailer use within PDX are retailer images, logos, and colors for a tailor-made new login and dashboard page. Additionally, the upgraded dashboard interface provides content, feedback, and user actions.



New Dun & Bradstreet Direct+ Connector

Summary

The Dun & Bradstreet (D&B) integration has been upgraded with a new connector powered by Direct+, which supersedes the legacy D&B integration powered by Direct 2.0. The D&B Direct+ integration allows customers to match and enrich entities with industry leading commercial data from Dun & Bradstreet, enabling our clients to generate a more intimate knowledge of their business partners which empowers improved decision making and analytics, and mitigates risks while driving efficiency and productivity.

Important: D&B is sunsetting the legacy Direct 2.0 API. As such the new Direct+ connector replaces the existing Direct 2.0 connector. Note that the legacy Direct V2.0 connector is not compatible with release 10.2 and onwards. For this reason customer action is needed for all systems using the D&B Direct 2.0 connector. Contact your Stibo Systems representative with any questions.

Details

The Direct+ API brings improved integration by now supporting synchronous D&B matching and enrichment, allowing performance of these to be done in a centralized organization onboarding process. Both the asynchronous and synchronous D&B integration can now be customized using JavaScript.

Additionally, the Select Candidate screen has been improved with the ability to select 'No Candidate' when the conclusion is that choosing any D&B organization is not possible or relevant.

For information on the D&B integration, see the Dun & Bradstreet Integration topic / section in the Data Integration documentation.

Migrating to Direct+ API

Since the D&B data model in some areas has changed, the corresponding STEP data model also needs to be changed. This is mostly an automated process using the D&B Easy Setup feature; however, some steps in the migration will be a manual process, and any custom data flows to downstream systems that rely on the data model need to be adjusted.

The Dun & Bradstreet Direct+ Enrichment Service commercial license is required for this functionality, which will allow for the enablement of a new system license and component that is required to access the functionality.

For instructions on migrating, see the Dun & Bradstreet Migration: Direct 2.0 to Direct+ topic in the System Administration documentation.

Customer MDM Enhancements and Changes

Summary

The following enhancements have been made to the Customer Master Data Management solution:

- New list processing functionality allows records of a list to be processed and updated by an external service. Lists are exchanged asynchronously via hotfolders. Existing Web UI tab components can now be added for list processing, for example, to manage metadata on list processing objects. Also, list processing now includes compression of internal files as well as downloadable files to improve file transfer times and reduce disk usage.
- The 'Match and Merge' type Web Service Endpoint now gives users the option to communicate using the REST API V2, expanding the capabilities from strictly XML to a greater variety of data formats, including JSON.
- A new 'Find Similar' type Web Service Endpoint exposes Find Similar as a REST API V2 service. This service is an improvement over the existing 'getSimilarObjects' SOAP web service request, allowing a simpler and more standard way of expressing the input for the search.
- The Dun & Bradstreet (D&B) integration has been changed to the new Direct+ API, which now supports synchronous D&B matching and enrichment. Find details in the preceding New Dun & Bradstreet Direct+ Connector release note.
- The Customer MDM Solution Enablement section has been renamed to Customer & Supplier MDM Solution Enablement. Content updates have been made to reflect 10.2 solutions.

Details

New list processing functionality

The list processing functionality now includes the option to process lists via external services, such as email or address validation, using hotfolder integration. A list of records imported into Web UI can be delivered to an external service using an asynchronous service configuration. When the external service returns the processed list, the asynchronous service configuration picks it up and resumes the list processing, including running a configured business action to update the record data of the list. Users can download and review the exported list and the returned list if needed.

The original Processing List Screen has been updated as a new Processing List Tab Page screen. This new screen includes the action toolbar and the process card area. Adding another tab screen allows users to manage list metadata via the existing Tab Page with Node Editor component. The List Processing Summary Card (previously part of the Processing List Screen) has been converted to a separate summary widget. **This constitutes a change in functionality for customers who previously configured the Processing List Screen.**

Improved list processing functionality includes file compression to conserve disk space and reduce the time to transfer files. File compression is used for internal list processing files not exposed to the user and files that can be downloaded in both Web UI and workbench.

List processing functionality is available on systems with the List Processing commercial license activated. Contact your Stibo Systems' account manager or partner manager for assistance.

For more information, see the List Processing topic in the Data Preparation documentation.

Match and Merge type Web Service Endpoint allows REST API V2

The Match and Merge type Web Service Endpoint provides a synchronous alternative to the Inbound Integration Endpoint and now exposes both a SOAP service and a REST service. Expansion of the existing Web Service Endpoint object type includes a REST API V2 match-and-merge service.

Web Service Endpoint functionality is available on all systems. For more information, see the Web Service Endpoint topic in the Data Exchange documentation.

Find Similar type Web Service Endpoint allows REST API V2

The Find Similar type Web Service Endpoint gives users access to the new 'find similar' entity operation. This REST service is a modernized version of the existing 'getSimilarObjects' SOAP web service request.

The 'find similar' entity operation is only available for entities and only in REST API V2. It is designed for use with a match and merge matching algorithm. 'Find Similar' can take an entity as input which enables it to properly match on data container objects and removes the need for providing the matching algorithm with a bind on every attribute required for matching.

A validation business condition can reject a search before it starts to prevent Find Similar search from finding entities in certain states. The available standardization business action can improve the matching process by normalizing or enriching the input data before running the matching algorithm.

Web Service Endpoint functionality is available on all systems. For more information, see the Web Service Endpoint topic in the Data Exchange documentation.

Web UI Enhancements and Changes

Summary

The following enhancements have been made to the Web User Interface:

- The new ECLASS ADVANCED Screen enables users to view their ECLASS data structures in a clear and intuitive interface.
- When using the create actions on a Node List, object types can now be specified.
- The text box and rich text editor on Node Editor screens, as well as the inline editor and multi-value text attribute on Node Lists, now feature a remaining character count display in the text editor.
- Asset curators are now able to view and manage the classifications the asset is linked to through the new Asset Groups component.
- The image default size for the Thumbnail Header and the Target Thumbnail Column now fill the entire table cell according to image ratios, and the image popup is larger.
- Custom reference target search is now available in more Web UI components.
- A number of updates were made for an improved user experience in Web UI and other login screens.
- In accordance with new branding guidelines, updates in Web UI have been implemented.
- Elasticsearch now respects additional STEP privilege settings by default.
- Elasticsearch publication performance improvements include specifying a business rule to define which contexts will be published and retrieving dimension independent attribute values once for all contexts.
- New icon and button display options for the Run Business Action button when configured on a Node Editor screen.
- Business actions can now be applied to incoming objects when using the Mass Creation Screen.
- The new Export Current View toolbar action enables one-click export of all table data into an Excel spreadsheet.
- The Custom Export Action button now allows users to export the name of a referenced object.
- The filtering menu that displays on Node Lists has been updated to improve usability.
- The PDS Export Wizard Screen has been removed as a selectable component within the 'Add Screen' dialog in the Web UI designer.

Details

New ECLASS ADVANCED Screen

Customers who use the ECLASS ADVANCED classification system now have a new option to view products in the context of an ECLASS ADVANCED data structure in a clear and intuitive interface. The new ECLASS ADVANCED Screen gives Data Officers, Regulatory Managers, and Project Managers the ability to visualize, and therefore validate, product data that has been formatted and contextualized for the relevant industry. By including this read-only screen in the suite of Web UI screens available in the Web UI, ECLASS ADVANCED customers have a one-stop shop to view their data, which can enable higher productivity, improve efficiency, minimize redundancy, and help users stay in compliance with the latest standards.

Product Details

[Product hierarchy root](#) > [Products](#)

Frequency Converter 0,75KW Option 3

sku-122678 • Never Approved • 0.7 • Last edited on May 13, 2021 at 12:59:55 PM UTC-4

Product attributes References and Classifications **ECLASS**

eCl@ss 10. ▾ Static frequency converter = < 1 kV (Parent)

| | |
|---|---|
| <ul style="list-style-type: none"> ▾ Static frequency converter = < 1 kV 101 collapse section - computer port Category 4 quadrant operation possible Design of frequency changer Brake chopper integrated ▾ Function Group 101 (1) Function criterium Number of function groups number of connectors Function group execution | <p>Yes</p> <p>Device batteries,secondarily Industriebatterien und -akkumulatoren Device batteries, primarily Vehicle batteries and vehicle accumulators</p> <p>No</p> <p>Direct converter</p> <p>Yes</p> <p>Configuration function group</p> <p>1</p> <p>546004</p> <p>Good execution</p> |
|---|---|

Save Reset **Approve** Proof View

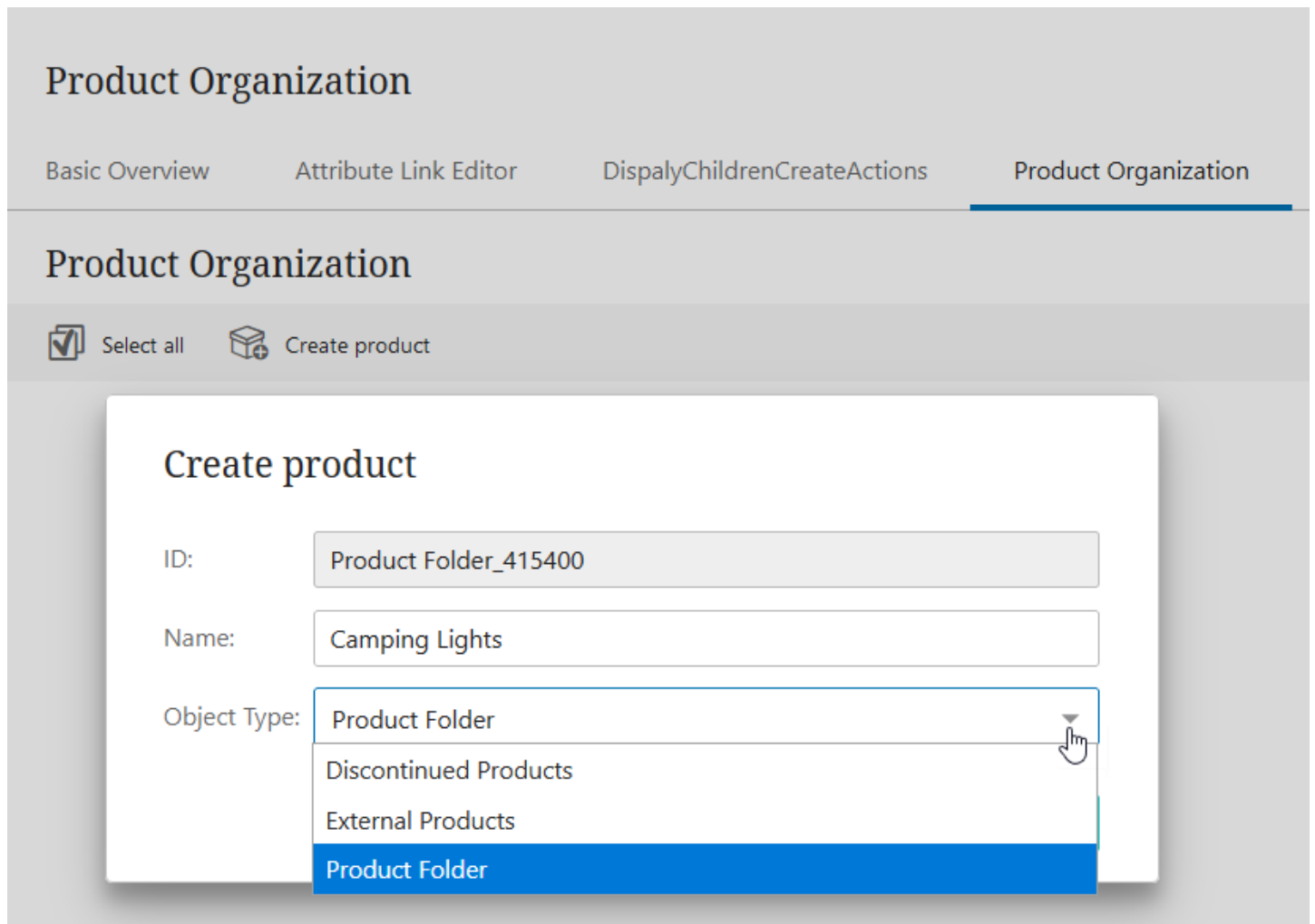
For STEP systems that hold the ECLASS ADVANCED taxonomy, the ECLASS ADVANCED Screen can display that data in the Web UI. The elements of ECLASS ADVANCED data—aspects, blocks, polymorphisms, and cardinality, for example—are shown on the screen via nested groups of data; each group displays beneath arrow buttons that, when clicked, can expand or collapse the display of the data group as needed.

To access the ECLASS ADVANCED Screen, the ECLASS ADVANCED commercial license is needed. This license allows for the enablement of a new 'X.ECLASSADVANCED' system license and eclass-advanced add-on component required to access the functionality (in addition to the normal update procedures for 10.2). Contact your account manager to get any additional commercial licensing for your system.

For more information on the ECLASS ADVANCED Screen, see the ECLASS ADVANCED Screen topic in the Web User Interfaces / Web UI Getting Started documentation.

Restricting the object type in the create action

When configuring actions such as Create Asset, Create Classification, Create Entity, or Create Product, an admin user is now able to restrict the object types that appear when the action is selected by configuring the 'Object Types Allowed' parameter in the Web UI designer. This update results in a cleaner and clearer user experience, where only object types appropriate for the screen are displayed. Previously, when adding one of these actions on a Node Details screen or on a Node List, it was possible to select any valid child object type from the parent node.



For backwards compatibility, if no object types have been configured in the 'Object Types Allowed' parameter, then all valid object types below the current node will be displayed.

For more information, see the Action Button Configuration on a Node List topic in the Web User Interface / Web UI Setup and User Guide documentation.

New text editor count display on Node Details and Node List

In Web UI, the text box and rich text editor on a Node Editor as well as the inline editor and multi-value text attribute on a Node List now have a text editor remaining count display. This notifies users the maximum number of characters allowed within the text field and how many characters they have already input.

Below is an example of a text box on a Node Editor screen.

| Item | |
|----------------------------------|---|
| Basic Information and references | Category Information |
| Workflow Visualization | Never Been |
| Name | <input type="text" value="Coleman 10-Person Tent"/> |
| ID | 287962 |
| Product Category ^{fx} | <input type="text" value="Coleman 10-Person Tent Primary Product Hierarchy Products Camping Ten"/> |
| | <small>This attribute will show the path to the object in the Tree tab.</small> |
| Approved | ✗ Last approved 12/12/19 5:05 PM |
| Long Item Description for Mktg | <div style="border: 1px solid #ccc; padding: 5px;"> <p>This ten-person tent has storage pockets on the inside to help keep the inside organized.</p> </div> <div style="text-align: right; margin-top: 5px;">89/200000 characters</div> |

New Asset Groups component

With the introduction of the new Asset Groups component on a Node Editor, asset curators are now able to view the classifications that the asset is linked to, view and edit metadata on the classifications the asset is linked to, navigate to a linked classification from the asset, add the asset to other classifications, and remove the asset from classifications to which it is currently linked. This allows asset curators to freely categorize assets and organize them to best fit the needs for their businesses.




Image Details

Image



coloredPencils

* Classifications

| | Group | Purpose | Keywords | |
|---|--------------|---|--|---|
|  | Rich Color | Collection of colorful, non-specific images - intended to convey color and vibrance rather than actual products | Color Colorful Rich Vibrant | + |
|  | Art Supplies | Collection of images showing art supplies, not actual art | Watercolor Craft Art Sketch Crayon Pencil Paper Glue Glitter Construction Paper | × |
|  | Crayola | Any Crayola-branded images and Crayola products | Markers Colored Pencils Color Wonder Crayons Construction Paper | × |

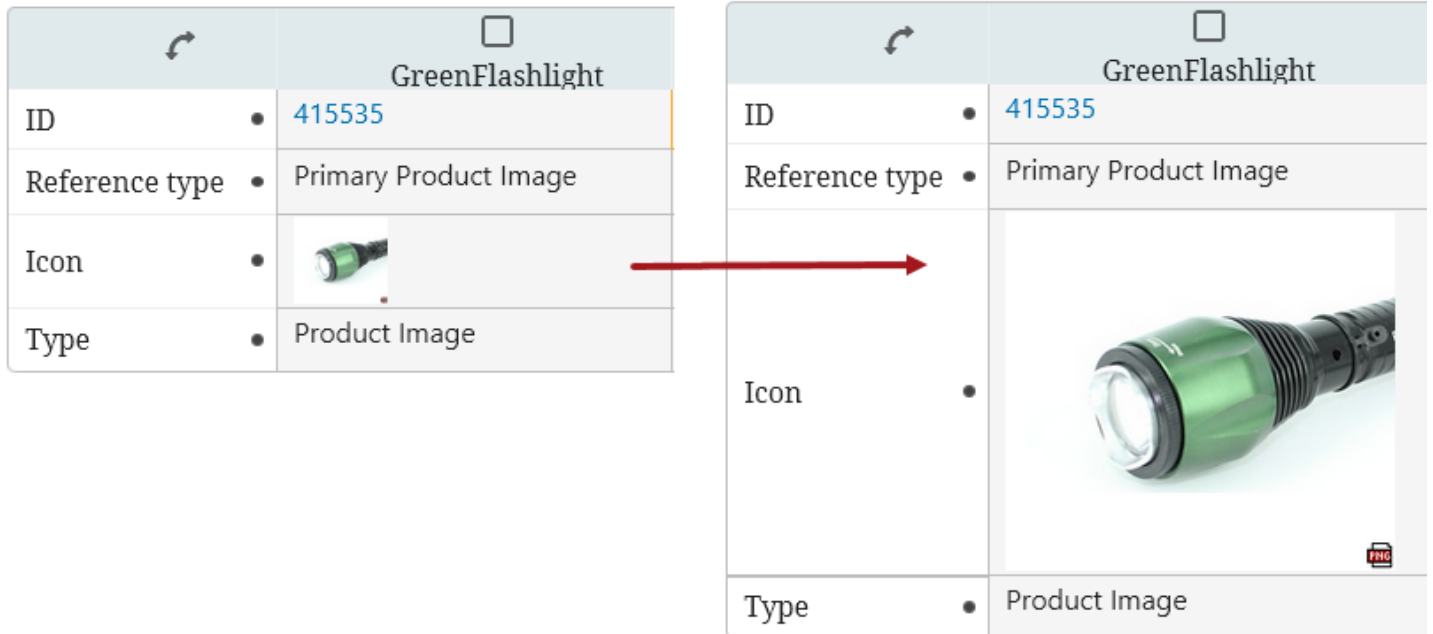
asset.class ▾ True color

asset.colorspace ▾ RGB

For more information, see the Asset Groups topic in the Web User Interfaces / Web UI Setup and User Guide documentation.

Larger default image size on Node Lists and Node Editor


Now, the image default size for a Thumbnail Header on a Node List or for a Target Thumbnail Column on a References component on a Node Editor fills the entire table cell according to image ratios and table maximum, and the image responds to changing cell sizes.



Additionally, the default image popup on a Thumbnail Header is now enlarged.


Marketing Product-Select Marketing Material Supplier-

Select All Clear All Filters Simple Export Submit Create collection

| Link to Parent | Parent | Thumbnail | ID | Title |
|--------------------------|------------------|--|--------|------------------|
| <input type="checkbox"/> | Flashlight Items |  | 129666 | Green Flashlight |

Selected items: 0

415535



Close

For more information on a Thumbnail Header on a Node List, see the Thumbnail Header topic in the Using a Web UI section of the Web User Interfaces / Web UI Setup and User Guide documentation.

For more information on a References component, see the References Components topic in the Using a Web UI section of the Web User Interfaces / Web UI Setup and User Guide documentation.

Expanded use of the custom reference target search

Custom reference target search (originally available in release 10.1) is now available in additional Web UI components. This improvement means that when selecting a reference type in Web UI, the list of options can be limited beyond valid reference types. Now, in addition to the References component, the reference target search can be assigned on Node Editors (Globally Configured Data Container Editor, Globally Configured References Editor, Parent Selector, Reference Value, Referenced Asset Representation, Classification Links,

Classification Product Links), Node Lists (Reference Header), Multi Reference Editors (Add Reference Action), Merge Golden Record Clerical Review Task Lists (Advanced Merge Reference Header, Reference editor in Advanced Merge), and for the Run Business Action component.

For more information, see the Custom Reference Target Search topic in the Web User Interfaces / Web UI Getting Started documentation.

Login screen design updates

A number of updates were made for a more improved user experience while working in Web UI and when accessing other Stibo Systems Enterprise Platform (STEP) login screens. The updates are as follows:

- The username input field is automatically selected when the About STEP, Web UI Component Report, and Web UI login screens load.

Additionally, the following items have been updated in accordance to new branding guidelines and to better align with Product Data Exchange (PDX) login screens:

- About STEP login screen
- About STEP pages
- STEP System Administration login screen
- Web UI Component Report login screen
- Web UI Component Report pages
- Web UI Forgot Password screen
- Web UI login screens
- Workbench Launchers

Improvements to align the interface with branding guidelines

In accordance with Stibo Systems' branding guidelines, the following updates in Web UI have been implemented:

- Updated the text styling for all heading levels, column headers, and dialog titles using the Noto Serif font.
- Updated the appearance and usability of the Web UI designer. The designer displays in the Stibo System branding colors, is now positioned towards the middle right for easier expandability, and is wider for better readability.
- Updated the appearance of the Global Navigation to better align with Product Data Exchange (PDX) and the brand guidelines.
- The 'Accent' and 'Navigation' color customization properties are no longer available in the 'Web UI style' tab to provide an optimal user experience by ensuring consistency with the Web UI semantic coloring scheme and alignment with latest brand guidelines. If a Web UI was using custom colors prior to 10.2, they will be

converted to the Stibo Systems default color scheme after upgrading. While customers can use their own custom styling instead of being automatically converted to the Stibo Systems-defined default values if a Custom CSS License is signed, customers should be aware that the option of overriding the existing Cascading Style Sheet classes is not supported. Customizations could cause issues for customers with each feature release and/or patch update.

Elasticsearch respects additional STEP privilege settings

In the continuing effort to honor STEP user privileges in the Search Screen, by default the STEP data available to Elasticsearch is now filtered based on more user group privilege settings via the 'Elasticsearch Permissions and STEP Privileges' option. The new default setting is 'true' for the case-sensitive

`Elasticsearch.FeatureToggle.UserGroupPermissions` property in the `sharedconfig.properties` file (It was originally available with a default setting of 'false' in release 10.1 MP1). A 'true' setting enables an administrator to provide access to relevant information by user groups, including attribute groups, so that users are presented with only the data they need. Previously, only classification privileges were considered. The Elasticsearch Search Screen now respects STEP user privileges applied on action set, object type, and dimension points to display products and classifications. Although attribute group user privileges are not included in this list, attribute group permissions can be applied on the Elasticsearch Configuration 'Data Specification' step.

To activate this functionality in existing systems and for details on the option, see the Elasticsearch Searchable Data Setup Options topic in the Web User Interfaces / Web UI Getting Started documentation.

Elasticsearch is used by the Search Screen and is activated by the Faceted Search User Experience commercial license. Contact your account manager or partner manager to begin the process of enabling a license or licenses for your system.

Elasticsearch publication performance optimization

The following performance improvements have been made:

- The case-sensitive 'Elasticsearch.FeatureToggle.PublishingBusinessCondition' property in the `sharedconfig.properties` file now defaults to 'true.' This feature toggle was originally available with a default setting of 'false' in release 10.1 MP4. A 'true' setting on this property allows users to prevent publishing contexts to the Elasticsearch database for which there is no relevance, for example, contexts that contain no values. When the business condition in the Elasticsearch Configuration object returns 'true,' the identified context for the node is published to the Elasticsearch database. A 'false' return means the context in which the node is not valid to be published to the Elasticsearch database.

To activate this functionality in existing systems and for details on the option, see the Initial Setup for Elasticsearch topic in the Web User Interfaces / Web UI Getting Started documentation.

- Elasticsearch indexing now retrieves dimension independent attribute values only once for all contexts. This improves the performance of the indexing process, especially for Elasticsearch configurations with a significant percentage of dimension independent attributes in the 'Data specification' section. For more information, see the Creating an Elasticsearch Configuration topic in the Web User Interfaces / Web UI Getting Started documentation.

Elasticsearch is used by the Search Screen and is activated by the Faceted Search User Experience commercial license. Contact your account manager or partner manager to begin the process of enabling a license or licenses for your system.

Icons on Run Business Action buttons

The display of Run Business Action buttons installed on Node Editor screens is now fully configurable. Users may now:

- Select which icon will display on the Run Business Action button
- Toggle display of an icon on the Run Business Action on or off
- Determine whether the text and the icon display together, or if one or the other displays alone on the Run Business Action button

Previously, the Run Business Action button always displayed with an arrow icon, which could prohibit admins from assigning a more visually relevant icon to the Run Business Action button. Because the Run Business Action component can be deployed to handle a wide range of business cases, flexibility with respect to button icons can help end users quickly select the correct button.

For more information on configuring the Run Business Action component, see the Configuring the Run Business Action Component topic in the Web User Interfaces / Web UI Getting Started documentation.

Mass Creation Screen improvements in Web UI

To maximize user flexibility when onboarding objects via the Mass Creation Screen, users can now apply a business action to incoming objects via this screen. Previously, only a business condition could be applied, which could determine whether incoming products could be added to STEP, but did not allow for a business action to be executed, like moving products into a workflow based on the results of a condition, for example. This update broadens the range and flexibility of object onboarding the Mass Creation Screen can undertake, allowing suppliers to auto-create products via the Mass Creation Screen while applying rules to those products via business actions.

For more information on configuring the Mass Creation Screen, see the Configuring a Mass Creation Screen topic in the Web User Interfaces / Web UI Getting Started documentation.

Export Current View Action toolbar action now available

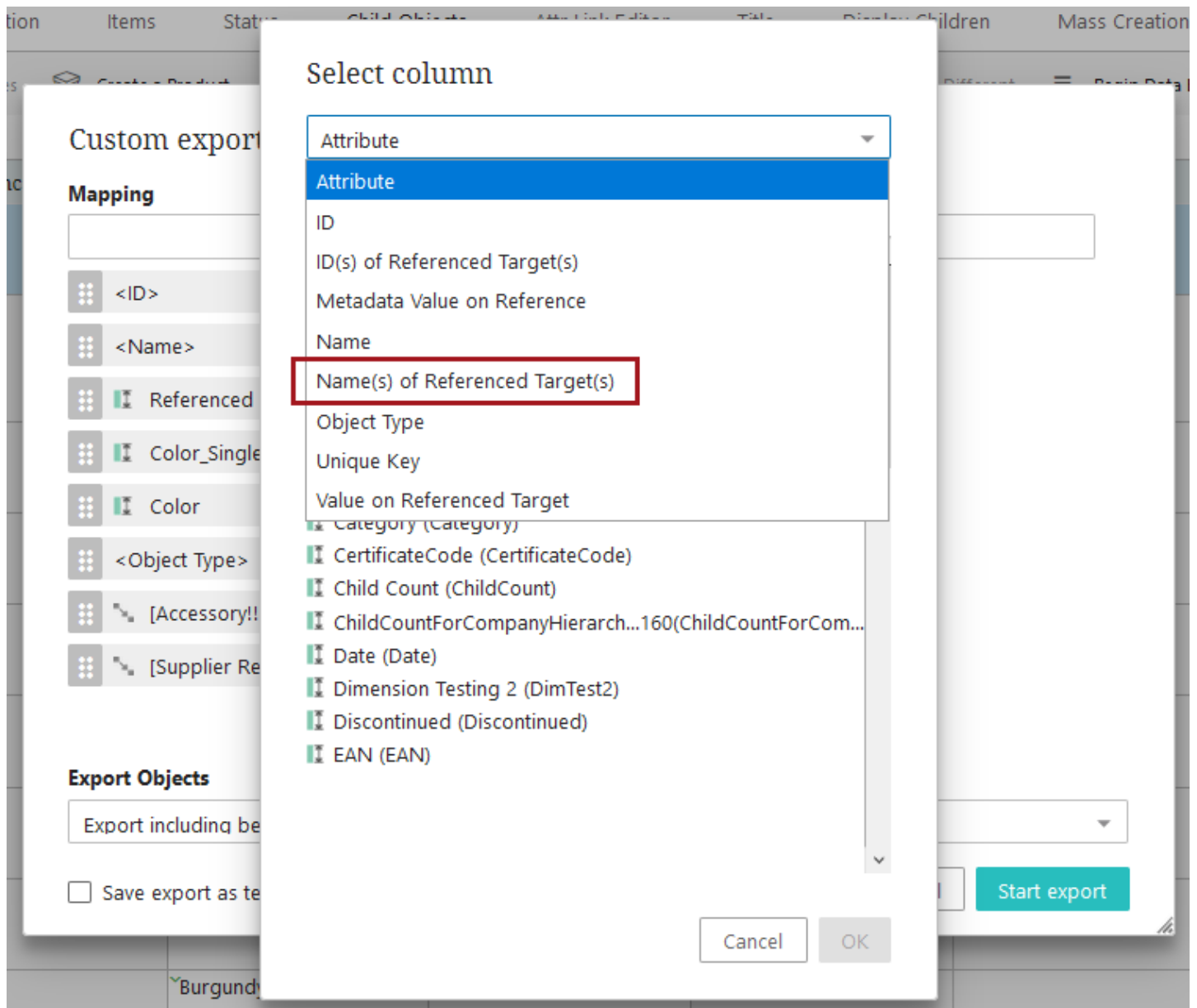
A new toolbar action called Export Current View Action has been introduced with this release. Available for Node Lists, the Export Current View toolbar action enables one-click export of all supported table data into an Excel spreadsheet. This toolbar action gives users the ability to quickly generate spreadsheets with current data, allowing product managers to quickly gather relevant information from disparate sources to help speed product enrichment or progress through a workflow.

Additionally, this feature previously existed within the Custom Export Action component, but it has been removed from that component with this release to be made into the standalone Export Current View Action component described above.

For more information on the Export Current View Action, see the Export Current View Action topic in the Web User Interfaces / Web UI Getting Started documentation.

Custom Export updates

The Custom Export Action feature available on Node Lists has been enhanced to allow users to include a referenced object's name in the custom export file. With the new 'Name(s) of Referenced Target(s)' column type option, users for whom an ID is not the primary way of classifying objects now have the ability to include the name of the referenced target in a custom export. This change makes the data available on a custom export spreadsheet more relevant and helps stakeholders review and process information more quickly.

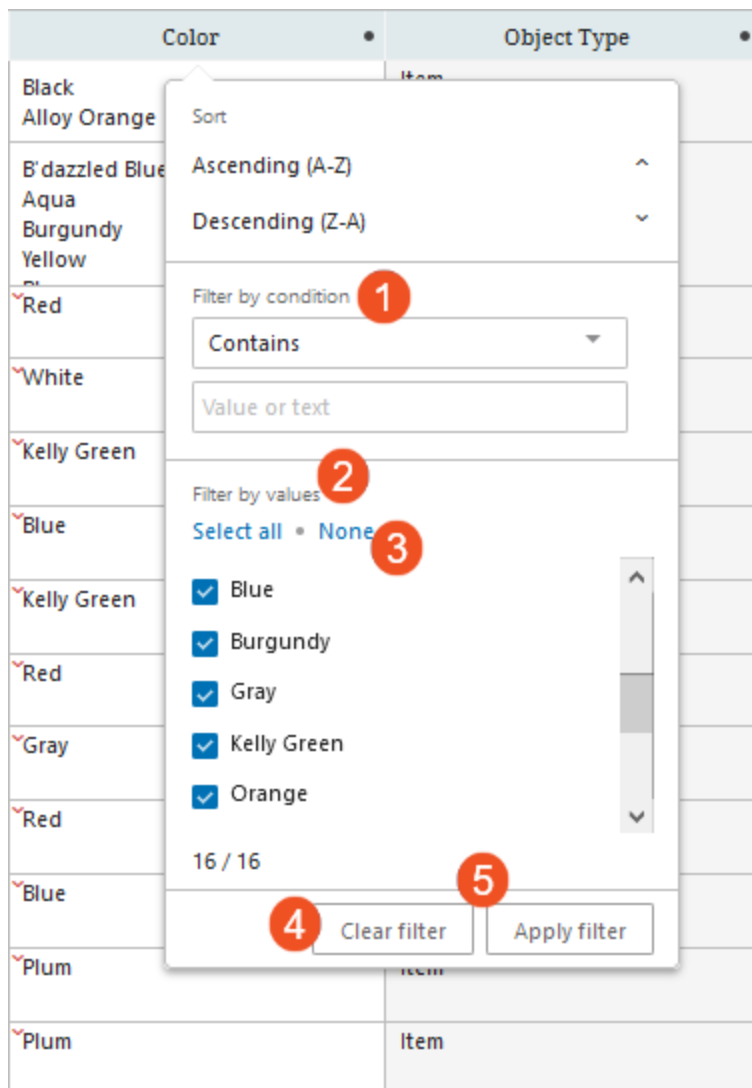


For more information on the custom export functionality, see the Custom Export Action topic in the Web User Interfaces / Web UI Getting Started documentation.

Changes to table filtering

The table filtering options menu for Node Lists has been amended with visual changes to aid usability. Displaying the filtering options this way removes ambiguity about which parts of the filter work together and which work independently. These changes create a more intuitive and easy-to-use interface to better meet user expectations.

The new look of the filtering options is displayed below. The numbered items in the image are described below the screenshot.



The changes are:

1. The filtering menu option that allows users to select a filtering condition displays in its own section called 'Filter by condition.' The first field in this section is a dropdown from which the desired condition, like 'Does not contain' or 'Begins with,' can be selected. The second field is where users may enter values that will, in concert with the selected condition, filter the table to produce the desired results.
2. The column values are now listed in a section called 'Filter by values.'

3. Directly beneath the section heading are two options in blue: 'Select all,' and 'None.' Clicking 'Select all' ensures all listed values are checked (as they are by default), and clicking 'None' removes checks for all listed values, allowing the user to select just those values they want to include in filtered results.
4. The 'Clear filter' button replaces the 'Reset filter' button.
5. The 'Clear filter' and 'Apply filter' buttons have swapped positions.

The filtering options are now arranged in a way that enables users to more easily filter tables, find the information they need, and speed enriched data through to the end of the workflow.

For more information on filtering in Node Lists, see the Node List Component topic in the Web User Interfaces / Web UI Getting Started documentation.

PDS Export Wizard Screen component has been removed

Configuring the PDS Export Wizard Screen to display which PDX channels are available to receive published data from the Search Screen basket is no longer necessary, and as a result, the PDS Export Wizard Screen component has been removed as a selectable option when creating a new screen in the Web UI designer.

For more information on publishing data to PDX channels via the Search Screen basket, see the Search Screen Basket topic in the Using Web UI documentation.

General Enhancements and Changes

Summary

The following enhancements and changes have also been made as part of the 10.2 release. These are outlined below and described in the Details section that follows.

- Additional functionality has been added to the SaaS self-service administration tool
- PIM for Retail now includes the ability to work with variants of products
- Background process failsafe restart on system crash
- New cloud storage Asset Publisher Event Processor plugin
- Added InDesign CC 2021 support
- Overall performance improvements for product data sufficiency scoring
- Changes to areas of display for system environment and name configuration properties

Details

SaaS self-service administration tool extended

As part of release 10.2, the SaaS self-service administration tool has been extended to also allow:

- Self-service patching and upgrades, i.e., the ability to apply a new STEP maintenance patch to a selected environment without having to go through a ticket flow with Stibo Systems
- Ability to manage SFTP accounts
- Ability to exclude specific Web UIs from access control list filtering

Note: The SaaS self-service administration tool is still in a ramp-up phase, so not all customers will have access to it. To learn more about the ramp-up phase / status, see the License and Component Lifecycle in the System Release and Patch Notes section of online help.

PIM for Retail now includes the ability to work with variants of products

The PIM for Retail module has been enhanced to include the possibility of working with variants of retail products. This feature enables retailers to receive variants of core products from the manufacturers, enrich the product data through a dedicated variant workflow and then sell that variant on whatever platform they desire.

The variants are syndicated by the manufacturers through the proven PDX solution and onboarded into the PIM for Retail system by the retailers through the onboarding workflow. For more information on how variants work within PIM for Retail, see the PIM for Retail Product Variants section of the Product MDM Solution Enablement section of the Solution Enablement documentation.

Background process failsafe restart on system crash

STEP has a new mechanism to prevent repeated restarts of BGPs which were running on an application server that crashed, thus preventing continuous loops of server crashes.

Now, if a BGP is believed to be a potential cause of an application server crash, STEP will put the background process into a new 'failed' state, where it will not be restarted automatically. Additionally, the BGP will also be put into a new 'quarantined' state which requires user intervention.

For more information on the background process failsafe, see the Background Processes Failsafe topic in the Background Processes and Queues documentation.

New cloud storage Asset Publisher Event Processor plugin

The traditional Asset Push functionality for synchronizing potentially converted asset content to a file system requires a running Java process (sidecar) on the target system side, a solution not viable when wanting to publish asset content to Azure Blob Storage / AWS S3. For such setups, as previously announced in the 10.1-MP1 notes, a new 'Asset Publisher' event processor plugin was introduced and offers many of the same options as the traditional Asset Push functionality and can be configured to publish asset content directly to Azure Blob Storage / S3.

The new plugin connects to Azure Blob Storage / S3 via two new gateway integration plugins, 'Amazon S3 Blob Storage' and 'Microsoft Azure Blob Storage.' Additionally, to support this solution, a new Clear Value bulk update plugin that allows for clearing values across all contexts is now available. And, there is a new bind (Current Asset Content Object) to be used in Asset Publisher Image Conversion Conditions to bind asset content to restrict conversion to content meeting the condition, e.g., content with specific MIME types.

For more information, see the Asset Publisher topic in the Exporting Assets section of the Digital Assets documentation.

Updated InDesign version support

As Adobe continually releases new versions of InDesign through its Creative Cloud subscription service, STEP'n'design plugins must continually be updated to support these versions.

- Support for Adobe InDesign CC 2021 is added with this release.
- Support for Adobe InDesign CC 2018 is discontinued with this release.
- Support for Adobe InDesign CC 2019 and CC 2020 continues; however, CC 2019 (Client and Server) will no longer be supported as of the next feature release.

See the 10.2 Platform and Software Support topic for version details.

Improved performance for data sufficiency scoring

For the 10.2 release, several updates that improve performance for data sufficiency scoring have been implemented. Users will benefit from these updates by obtaining sufficiency scores based on product data quality and completeness in a more timely manner, leading to an increase in overall productivity. These improvement updates include:

- The Data Sufficiency Calculator event processor can now utilize multiple threads for calculating data sufficiency metrics
- Improved disposal of deleted sufficiency data and more efficient use of storage
- The ability to limit the contexts in which sufficiency validations are run

For more information on the Data Sufficiency Calculator event processor, see the Data Sufficiency Calculator Processing Plugin Parameters and Triggers topic in the Processing Plugins documentation.

For more information on configuring context parameters for data sufficiency scores, see the Sufficiency Configuration Type topic in the Data Governance documentation.

Changes to configuration properties to identify system environment and name

The type of environment, such as Development, QA, Production, etc., is identified by the 'System.Display.Type' configuration property. This environment designated by this property now displays in new areas of Web UI and workbench once entered into the sharedconfig.properties file.

It will now display in the following areas:

- On the Start Page
- On the Web UI tab
- On the Web UI login page
- Inside Web UI next to the current user, context, and workspace
- On the workbench title bar

Also enhanced is the configuration property 'System.Name,' which is used to display the unique name of the system. Previously, it only displayed on the Start Page, but now it also displays on the workbench title bar.

These enhancements help users to quickly know what name and system environment they are currently working in.

In the example below, the `System.Name=ACME-1` and the `System.Display.Type=Development` display as the following:



STIBO SYSTEMS
MASTER DATA MANAGEMENT

ACME-1 • Development

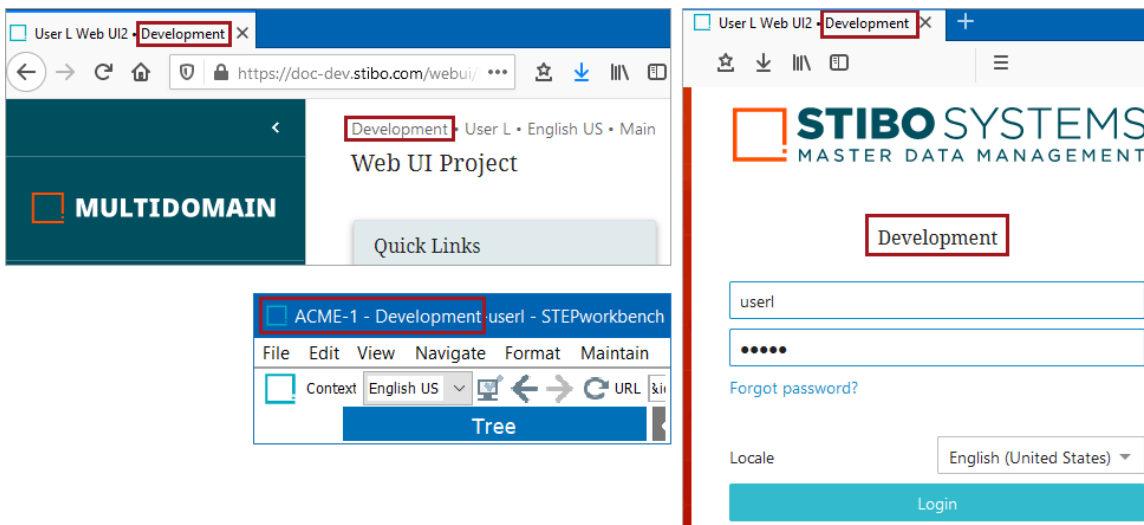
Copyright 2020 © STIBO SYSTEMS - Licensed to test

Resources

- STEP workbench (Danish)
- STEP workbench (English)
- About STEP
- STEP API Documentation
- STEP Documentation
- STEP System Administration
- Web UI Component Report
- Workbench Launchers

Web UI

- Admin Web UI



User L Web UI2 - Development x

Development - User L • English US • Main
Web UI Project

MULTIDOMAIN

Quick Links

ACME-1 - Development userl - STEPworkbench

File Edit View Navigate Format Maintain

Context English US URL

Tree

User L Web UI2 - Development x

STIBO SYSTEMS
MASTER DATA MANAGEMENT

Development

userl

.....

Forgot password?

Locale English (United States)

Login

For more information, see the Configuration topic in the Administration Portal documentation.

Data Exchange Enhancements and Changes

Summary

The following updates have been made within the Data Exchange functionality:

- Support for token-based authentication for gateway integration endpoints and the REST Direct Outbound Integration Endpoint delivery plugin
- mTLS support for outbound HTTP traffic
- REST Direct property removed
- Excel 2003 has been removed as an export option
- New proxy support for HTTP-based endpoint plugins
- Kafka connector SASL authentication added

Details

Support for token-based authentication for gateway integration endpoints and the REST Direct Outbound Integration Endpoint delivery plugin

Now, gateway integration endpoints and the REST Direct Outbound Integration Endpoint delivery plugin support token-based authentication. Most REST services do not support basic authentication, instead requiring some form of token-based authentication where a token is obtained via one endpoint and passed via request headers with each request to the service (typically the Authorization header). Some services make use of standards like OAuth 2.0 for this purpose, while others are non-standardized.

To support both standardized and non-standardized ways of obtaining and passing tokens, new functionality has been added for gateway integration endpoints and the REST Direct Outbound Integration Endpoint delivery plugin that delegates the responsibility of building the required headers to a highly flexible business function. The framework will for both call the business function when a new token is required.

For more information on the OIEP authentication options available, see the REST Direct Delivery Method topic in the OIEP section of the Data Exchange documentation. For more information about the Gateway Integration Endpoint authentication options, see the Configuring a Gateway Integration Endpoint - REST topic in the Gateway Integration Endpoints section of the Data Exchange documentation.

Additionally, a new 'Secret' bind option has been added for JavaScript business actions, conditions, and functions. This bind option allows script access to secrets like passwords and client credentials without compromising security. For more information on the 'Secret' bind, see the Other Binds topic in the JavaScript documentation.

mTLS support for outbound HTTP traffic

STEP now supports Transport Layer Security (TLS) with mutual authentication (mTLS) for outbound HTTP traffic. mTLS is more secure than TLS, as it requires both the server and client to verify each other before data is transferred.

This functionality is controlled via a set of configuration properties for the key store and trust store to use across all features. These configurations must be set in `sharedconfig.properties` on the STEP application server.

`SSL.Default.KeyStore.Location` – Full path to the key store file in the file system. For clusters, the key store must be in a directory accessible from all application servers.

`SSL.Default.KeyStore.Password` – Password for the key store.

`SSL.Default.KeyStore.Type` – The type of key store. This defaults to 'JKS.'

`SSL.Default.TrustStore.Location` – Full path to the trust store file in the file system. For clusters, the trust store must be in a directory accessible from all application servers.

`SSL.Default.TrustStore.Password` – Password for the trust store.

`SSL.Default.TrustStore.Type` – The type of trust store. This defaults to 'JKS.'

This mTLS functionality has been tested with the gateway integration endpoint REST plugin, the REST and REST Direct Outbound Integration Endpoint delivery plugins, and URLConnections directly from business rule JavaScript.

Note: mTLS will not work in combination with the REST gateway integration endpoint plugin 'SSL trust store location' and the existing REST Direct mTLS functionality configured via properties 'RESTDeliverySSLKeyStoreLocation,' 'RESTDeliverySSLKeyStorePassword,' and 'RESTDeliverySSLKeyStoreType.'

For more information on mTLS, see the Mutual Transport Layer Security topic in the Data Exchange documentation.

REST Direct property removed

The 'RESTDirectAndDelivery.MaxConnectionsPerRoute' property has been removed from STEP 10.2, as it is no longer necessary. If this property is set, it will not be possible to start a 10.2 system until the configuration property has been removed.

Excel 2003 export / import formats removed

Excel Office 2003 was desupported with the 10.1 release, and with this release, the option to use desupported Excel versions for imports and exports has been removed from the Stibo Systems Enterprise Platform (STEP) interfaces.

Customers using unsupported Excel versions were advised in the 10.1 release notes to convert import and export files, older Smartsheet versions, translations, eCatalog files, etc., to a supported version and resave prior to upgrading to 10.2 (i.e., open XLS files and resave as XLSX files). With the 10.2 development, saved configurations that have not already been converted will work but export as Excel 2007+.

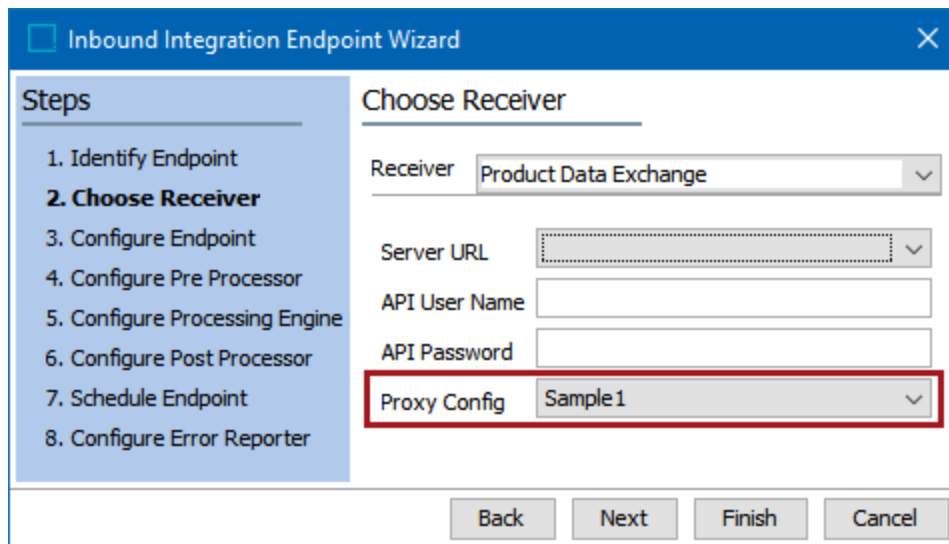
Proxy support for HTTP-based endpoint plugins

For HTTP-based outbound delivery methods for outbound integration endpoints (OIEPs), receiver methods for inbound integration endpoints (IIEPs), and gateway integration endpoints (GIEPs), a new Proxy Config parameter is available for customers that need the extra security and privacy of passing through a proxy server with its own login requirement.

HTTP proxy configurations are defined via properties saved in the sharedconfig.properties file. Multiple proxy configurations can be made by giving them different names. Also, each proxy configuration has its own property for Host, Port, User, and Password.

For example: A proxy configuration named Sample1 can be defined as follows:

```
Http.ProxyConfiguration.Sample1.Host=localhost
Http.ProxyConfiguration.Sample1.Port=8080
Http.ProxyConfiguration.Sample1.User=user
Http.ProxyConfiguration.Sample1.Password=password
```



Endpoint plugins that utilize the properties outlined above and the Proxy Config are:

- Microsoft Azure Blob Storage (GIEP)
- Product Data Exchange (IIEP & OIEP)
- REST (OIEP)
- REST Direct (OIEP)
- SalesforceREST (GIEP)
- Salesforce Merge Delivery (OIEP)
- Salesforce Receiver (IIEP)
- Salesforce Update Delivery (OIEP)

For more information regarding HTTP proxy configurations, see the HTTP Proxy Configurations topic in the Data Exchange documentation.

SASL authentication now supported by Kafka Connector

Support for Simple Authentication and Security Layer (SASL) authentication has been added for the Kafka receiver and delivery plugins that were introduced with STEP 10.1. Both PLAIN and SCRAM are supported. This enhancement increases data security options while expanding the current Kafka connector authentication

functionality support, which includes support for AWS MSK, Heroku, and Aiven (with TLS client certificate authentication).

After installing STEP 10.2, properties need to be added to the `sharedconfig.properties` file to configure the PLAIN and SCRAM authentications. See the Considerations for Setting up Kafka Receiver or Delivery topic in the Data Exchange documentation for more details on the configurations needed.

Product MDM for Automotive 10.2 - 7.0.37 Release Notes

Release Date: June 8, 2021



NEW FEATURES

■ Added a feature to retrieve the error file that is generated in the PIES Validation




A new validation service called [PIESValidationService] has been implemented that includes an additional parameter called 'Error file attachment ID' along with the standard parameters offered by the AutoCare validation service (AutoCareValidationService). This additional parameter enables the creation of an error report if the imported PIES file encounters validation errors. When configured within the AutoCare PIES import workflow, the new validation service performs its validation tasks in the same way as 'AutoCareValidationService,' but when the new parameter 'Error file attachment ID' is configured, users can define a value to identify the error file. The value entered in the 'Error file attachment ID' parameter will be part of the Excel file error report's file name.

The screenshot shows the 'Edit Operation' dialog box with the following configuration:

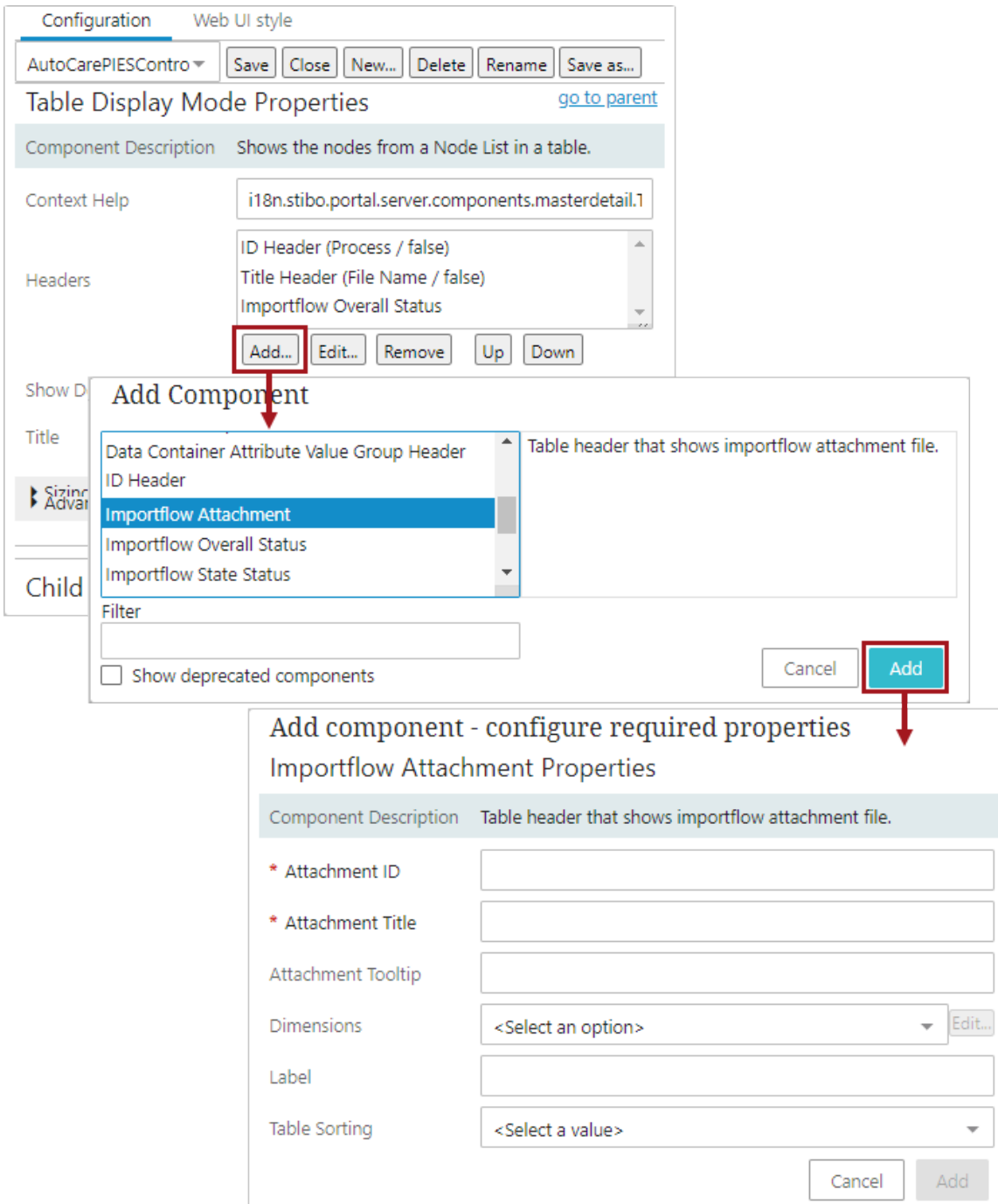
- Run background process action: (unchecked)
- QueueID: queue_Validation
- Background Process Service: [PIESValidationService]
- Service parameters:
 - AutoCare file attachment ID: original
 - Continue on Error: (unchecked)
 - Error file attachment ID: error (highlighted with a red arrow)

Buttons: Save, Cancel

As the validation service runs a background process (BGP), a corresponding BGP folder is created on the application server at /workarea/background-processarea/PIESValidationService directory. The BGP folder contains a sub-folder whose name matches the STEP ID of the controller entity that is moving through the workflow. Now, if a PIES file completes validation with errors, the validation service also creates an additional Excel error file in the BGP folder. In the screenshot below, **error.xlsx** is the error report file placed in the Controller-103895 folder. Users can retrieve the Excel error file by accessing the folder on the application server.

| /workarea/background-processarea/PIESValidationService/BGP_103896/Controller-103895 | |
|--|------|
| Name | Size |
|  ^ | |
|  Acme_MMY.xml | |
|  error.xlsx | |

This error file can also be accessed in the Web UI's AutoCare PIES Import Controller screen, which is used to display the details of the PIES file import. To access the file in the Web UI, users need to add the new **Importflow Attachment** table header component to the AutoCare PIES Import Controller screen.



Within the Attachment ID parameter of the Web UI's Importflow Attachment Properties designer screen, the user must enter the same value entered in the 'Error file attachment ID' parameter to identify this file. With this configuration, any available error file attachment is displayed in the Error column as shown below.

| AutoCare PIES Imports | | | | | | |
|-----------------------|-------------------|----------------------------|-----------------------------|--------------------------|--|--|
| Process | File Name | Error | Convert output | Overall Status | | |
| Controller-41564 | 41_ALL.xml | | convert.zip | Completed with errors: 5 | | |
| Controller-41570 | 41_ALL.xml | | convert.zip | Import completed | | |
| Controller-41834 | error-error .xlsx | | | Error: Validation failed | | |
| Controller-41837 | Notes.xml | error.xlsx | convert.zip | Done creating delta file | | |

| Import Details | | | | | | |
|-------------------|---------------------|----------|------------|----------------------------------|-------------------------------------|--------|
| Process | Started Time | Duration | Started By | Status | Background Process Link | Report |
| Validation | 2020-05-14 09:33:41 | 5 secs | STEPSYS | Validation completed | completedwitherrors | |
| Conversion | 2020-05-14 09:33:46 | 12 secs | STEPSYS | Conversion completed with errors | completedwitherrors | |
| Delta Calculation | 2020-05-14 09:33:58 | 3 secs | STEPSYS | Delta calculation completed | succeeded | |
| Import | | | | | | |

[Start import](#)
[Reject](#)
[Discard file](#)

■ New business action operation 'Validate PIES Item' to initiate invalid PIES Items to a workflow

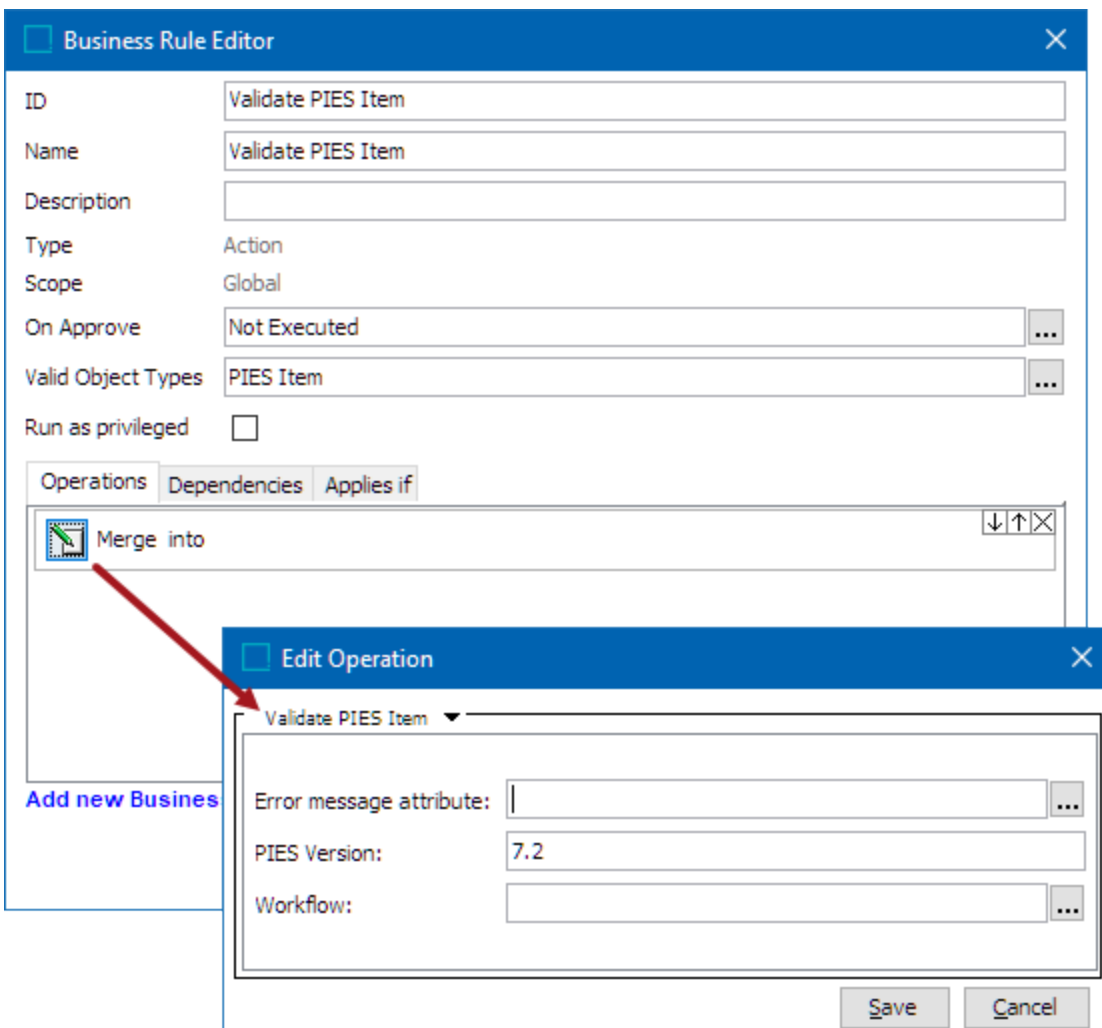
A new business action operation 'Validate PIES Item' has been introduced within the STEP Workbench Business Rule Editor under the Automotive menu. This business action is to be run on the PIES Items that exist in the system. Users must determine their own way of executing this business action in the system.

When executed, the business action will run a validation check against the defined PIES version and will perform the following actions on the invalid PIES Items:

1. PIES Item with validation errors will be initiated into the workflow defined in the Workflow parameter.
2. An error will be written into the configured attribute valid for the PIES Item object. The error text defines the reason for the validation error.

The business action contains the following parameters for configuration:

- **Error message attribute:** Define an attribute that holds the reason for the validation failure.
- **PIES Version:** Enter the PIES version to run the validation against.
- **Workflow:** Configure the workflow into which the PIES Item with validation errors is to be initiated.



■ New STEP Path Component

A new Web UI component called 'STEP Path' has been implemented with this release. This component can be added to a Node Editor component to retrieve data points from referenced objects based on the path that is defined within the STEP Path parameter (shown below). When a valid STEP Path is provided, the Node Editor retrieves and displays the ID, Name, attribute values, or references of any object related to the current object. For more information, see the **STEP Path Component** topic.

Add Component

- Revision
- Root Type References
- STEP Path
- Shared Target Information
- Status Selector Sidebar Widget
- Supplier Field
- Supplier Name

Component to display read only STEP Path value.

Filter

Show deprecated components

STEP Path Properties

Component Description Component to display read only STEP Path value.

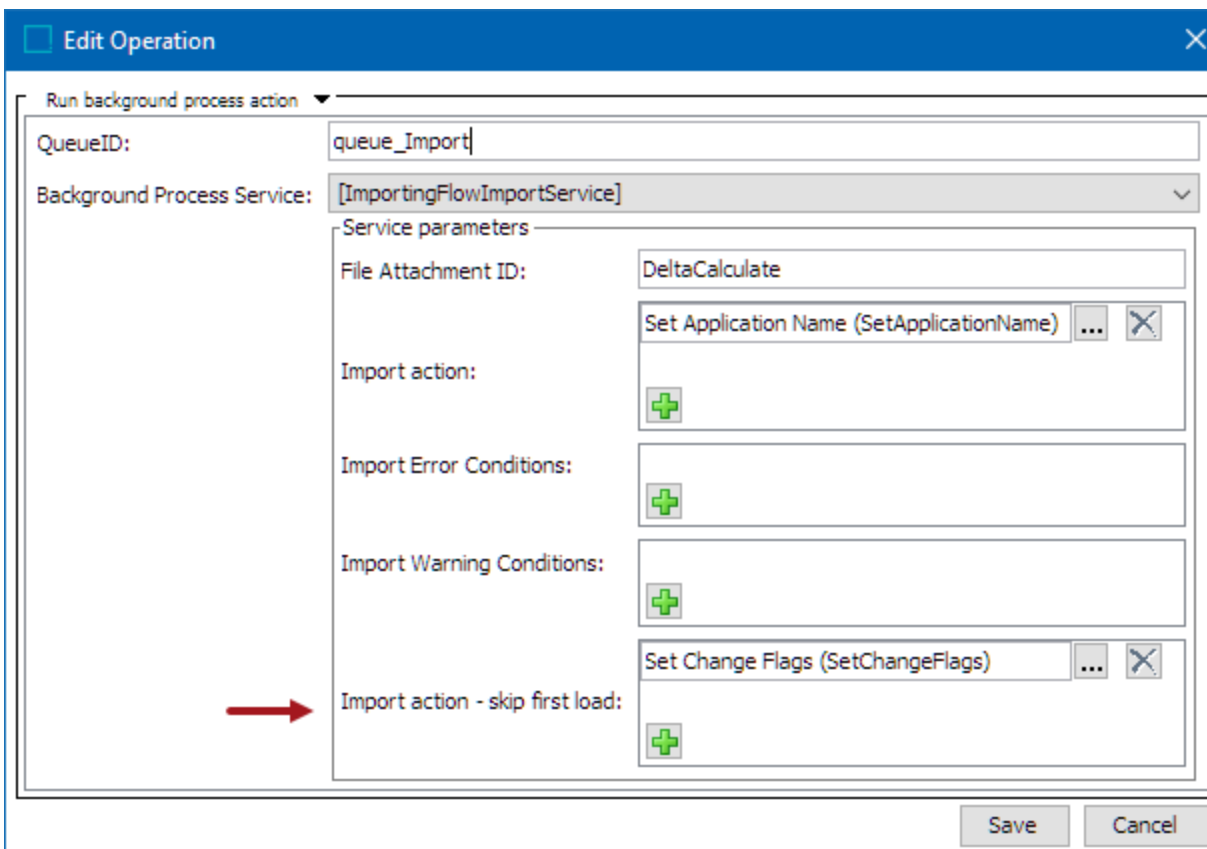
| | |
|--------------------|--|
| * STEP Path | <input style="width: 80%;" type="text"/> |
| Label | <input style="width: 80%;" type="text" value="Step Path"/> |
| Context Help | <input style="width: 80%;" type="text"/> |
| Css Class | <input style="width: 80%;" type="text" value="stibo-NameValue"/> |

■ Added a new parameter to omit running business action on the first load of a file-type

A solution has been implemented to avoid marking all objects as new when the user loads a file for the first time. A new parameter called 'Import action - skip first load' has been provided in the Import state that allows users to add Set Change Flags business action. Configuring the business action in this parameter will ignore objects that are being created for the first time so that they do not get flagged as 'New.' When another file is imported and there is an existing controller entity, the change flags are set for New, Deleted, or Updated as usual.

As before, if it is the first time importing a file (no existing controller entity) and the 'Import Action' parameter is used to Set Change Flag business action, then the importer will flag all objects as 'New'.

Based on the requirement, use either the 'Import action - skip first load,' or 'Import Action' parameter to add the Set Change Flag business action. Users should **not** configure the business action in both parameters.



■ A new solution to handle application records with distinct criteria

PMDM for Automotive offers a new optional solution to handle application records with varying criteria. Instead of creating multiple application records for each criterion, the system creates one application record linked to multiple criteria blocks.

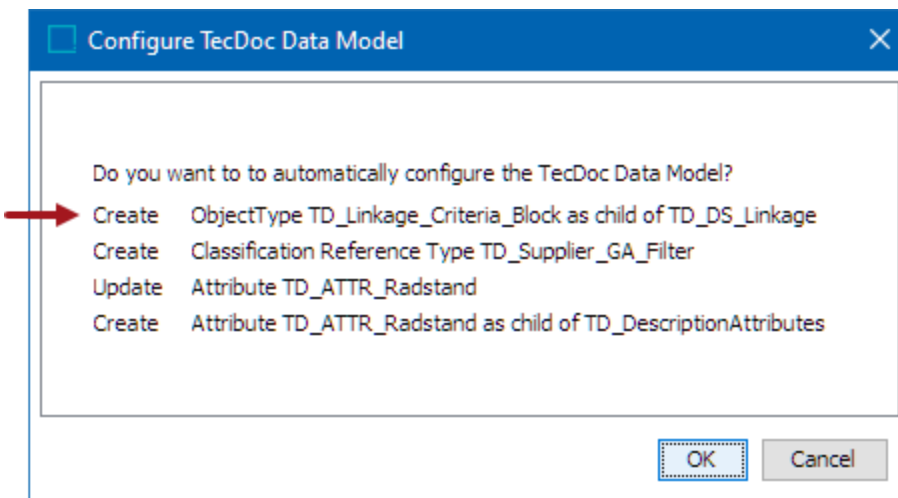
As each criterion comprises a unique set of attribute values and/or references, previously, this set of attributes and/or references were handled by a condition attribute. So whenever multiple identical application records with varying criteria were imported into the system, the system considered each criterion a unique application record, thereby creating discrete application records.

Now, an object formed by a set of attributes and/or references is called a 'criteria block.' Using this new solution, the system creates a criteria block for each criterion as a child object under the application record, instead of creating multiple application records. For example, when the user imports two identical application records with varying criteria, the importer creates one application record and two criteria blocks instead of creating two application records.

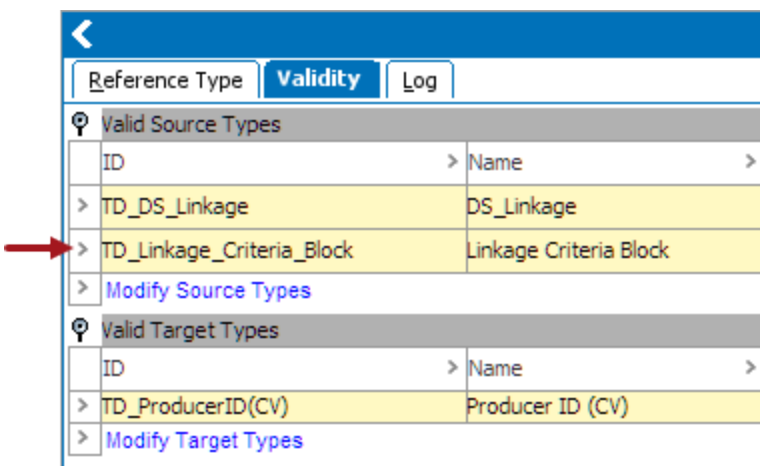
The changes defined below support this new solution.

Running step 1 of the Automotive - TecDoc Model Easy Setup:

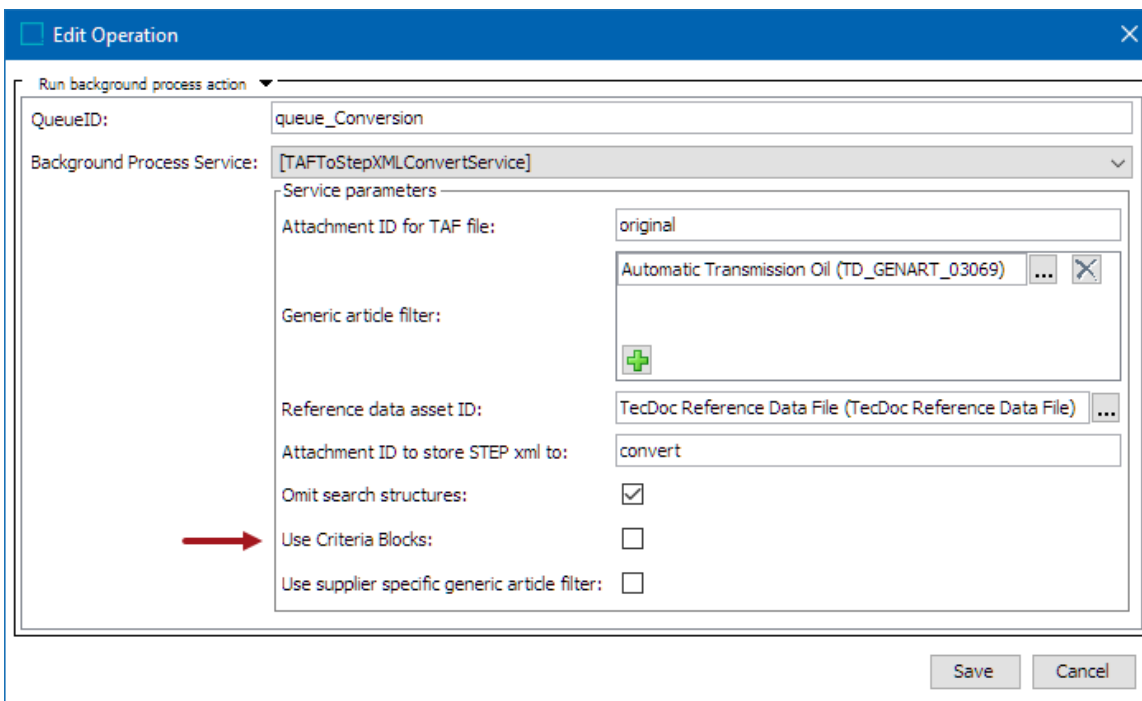
- Creates a new object type called Linkage Criteria Block (ID = TD_Linkage_Criteria_Block) under parent ID = TD_DS_Linkage



- Adds the newly created object type TD_Linkage_Criteria_Block as the valid source type in the following existing references:
 - TD_Article_To_CV_Producer_Criteria
 - TD_Article_To_Vehicle_Type_(CV)_Criteria
 - TD_Article_To_Vehicle_Type_(PC)_Criteria
 - TD_Supplier_Linkage_To_Axle_Criteria
 - TD_Supplier_Linkage_To_Engine_Criteria



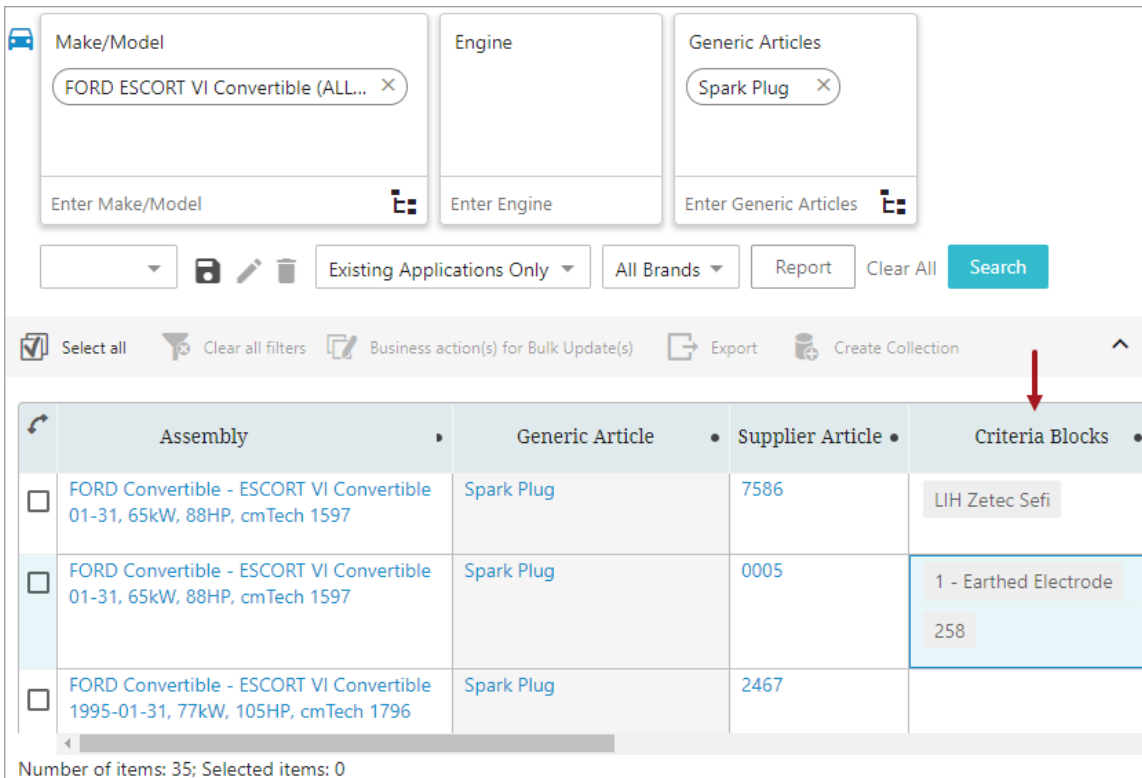
The TecDoc Supplier Data Importer has been updated to handle the criteria attributes and/or references by creating criteria block objects (if necessary). The Conversion state of the TecDoc Supplier Import workflow now contains a new parameter called **Use Criteria Blocks**. When this parameter is selected, the TecDoc Supplier Data importer creates a criteria block for each criterion as a child object under the application record instead of creating multiple application records. Leaving this parameter unselected continues to import as before, where the importer considers each criterion a discrete application record.



If there is only one criterion for an application record, then the attribute values and references of the criterion are stored in the application record object itself. However, if there is more than one criteria for an application record, multiple criteria blocks are created for each criterion which in turn will hold information of criteria attributes and/or references.

The TecDoc Supplier Data Exporter has been updated to include data from criteria blocks in the exported file.

Further, a new table header component called **Application Criteria Blocks** has been implemented in the Web UI to handle criteria blocks. When configured within the Application Manager Screen (and Application Editor Screen), users can add, delete, and edit the criteria blocks. Users can also rearrange the position order of the criteria blocks. Below is an example of the Application Manager Screen with the Application Criteria Blocks table header component configured. Of the three application records displayed below, the first has one criterion, the second application record has two criteria, and the third application record has no criteria defined.



| | Assembly | Generic Article | Supplier Article | Criteria Blocks |
|--------------------------|---|-----------------|------------------|------------------------------|
| <input type="checkbox"/> | FORD Convertible - ESCORT VI Convertible 01-31, 65kW, 88HP, cmTech 1597 | Spark Plug | 7586 | LIH Zetec Sefi |
| <input type="checkbox"/> | FORD Convertible - ESCORT VI Convertible 01-31, 65kW, 88HP, cmTech 1597 | Spark Plug | 0005 | 1 - Earthed Electrode 258 |
| <input type="checkbox"/> | FORD Convertible - ESCORT VI Convertible 1995-01-31, 77kW, 105HP, cmTech 1796 | Spark Plug | 2467 | |

Number of items: 35; Selected items: 0

Manual action required for existing Implementations: After running the Easy Setup actions, import the TecDoc Reference Data again to update the existing criteria attributes and references so that every criterion attribute and reference is valid for the newly created object type TD_Linkage_Criteria_Block. After the reimport, the attributes and references in framing criteria for an application record are valid for the application records and the criteria block object types.

For the existing application records in the system, implementing the new solution and importing the TecDoc Supplier Data file determines the following possibilities:

- For an application record with a single criteria, the system retains the existing application record without any changes. When the new application record is searched for in the Application Manager screen, the results table displays one application record with a single criteria block.
- For an application record with multiple criteria, all the relevant existing application records residing in the system are marked for deletion via the Set Change Flags business action. A new application record is created with a unique application ID by transforming the relevant application records into individual criteria blocks. When the new application record is searched for in the Application Manager screen, the results table will display one application record with multiple criteria blocks.

Note: Use either the existing method of handling criteria via condition attribute or the newer way of handling criteria using criteria blocks, but *not* both.

■ **New Sortable Value Block Editor component**

A new Web UI component called **Sortable Value Block Editor** has been implemented with this release. While this component can be used in different solutions, one significant usage will be to edit the parent object of the application record while accessing the details of the application record in the Application Manager Screen. This component can be added to an Application Manager Screen to be displayed as Product Selection Screen which gets displayed when the user selects an application record. Users can also handle criteria blocks, attribute values, and references of application records in this component. Below is an example of the Application Manager Screen configured to display parent object's attributes on the right side and criteria blocks of an application record on the left side of the screen. In this example, two Sortable Value Block Editor components are added within a screen to be displayed as a Draggable Split Panel, and that screen is further configured within the Application Manager Screen to be displayed as the Product Selection Screen.

The screenshot displays the Application Manager interface. At the top, there are input fields for 'Make/Model' (ABARTH), 'Engine' (138 AR1.000), 'Vehicle Fuel Type', and 'Generic Articles' (Spark Plug). Below these are filter buttons for 'Existing Applications Only', 'All Brands', and a 'Search' button. A toolbar includes 'Select all', 'Clear all filters', 'Apply view', 'Export', and 'Create Collection'. The main table shows one record with the following details:

| Name | K-Type | Assembly | Assembly - Drive Type |
|----------------|--------|---|--------------------------------------|
| TD_L_000014518 | 112233 | ABARTH Convertible - 500C / 595C / 695C (312_) 01-, 119kW, 162HP, cmTech 1368 Vehicle Fuel Type: Petrol | Drive Type: Front Wheel Drive |

Below the table is a 'Linkage' panel with the following criteria blocks:

- Construction year from: 1983-04-01
- Mounting Type: Carbon Bearing
- Self-service packing: 0
- ATTR_Los Gr2: 00000
- Batch Size 1: 00000
- Accessory: 0

A 'Save' button is located at the bottom of the linkage panel.

■ **Updated the Advanced Part Number References component to have a valid part type reference when creating competitor and/or OE part numbers**

Previously, the component's functionality was limited to only create a new competitor and/or OE part number for existing manufacturers and simultaneously reference them to the selected part. This feature has been enhanced so that the newly created competitor and/or OE part numbers will also be linked to the part type to which the selected part is referenced.

■ **Updated the TecDoc Supplier Data Importer to have a valid part type reference when importing competitor and/or OE part numbers**

Previously, the importer did not define the part type for the competitor and/or OE part numbers that were being imported. The importer has been enhanced so that the newly imported competitor and/or OE part numbers will also be linked to the part type to which the corresponding part is referenced. The link type used to establish this relation will be 'TD_SupplierArticleToGenericArticle.'

■ **Updated PCdb Importer to create Asset Description and Asset Date Type attributes for PIES Assets**

The following changes have been implemented:

- The PCdb Importer has been updated to create PIES asset description attributes based on the new coded values that are provided in the PCdb file and stored within the 'AC_PIES_DESC_TYPE_LOV' List of Values.
- Step 1 of AutoCare Easy Setup has been updated to create an LOV called 'AC_PIESAssetDateType' with no values in it. This LOV will be used to store the Asset Date Type codes provided in the PCdb file to trigger the PCdb Importer to create an Asset Date Type attribute for the newly introduced Date Code(s). Further, the PCdb Importer has been updated to create Asset Date Type attributes based on the new coded values that are provided in the PCdb file and stored within the 'AC_PIESAssetDateType' List of Values.

Currently, the latest version of the PCdb file will create the following Asset Date Type PIES asset attributes:

- Created (ID = AC_PIES_ASSTCRE)
- Effective (ID = AC_PIES_ASSTEFF)
- Expired (ID = AC_PIES_ASSTEXP)
- Modified (ID = AC_PIES_ASSTMOD)

and the following Asset Description Type attributes:

- AAIA Part Type Description (ID = AC_PIES_ASSTDEF)
- Application Summary - 2000 (ID = AC_PIES_ASSTASM)
- Associated Comments - 2000 (ID = AC_PIES_ASSTASC)
- Caption - 240 (ID = AC_PIES_ASSTCAP)
- Features and Benefits - 240 (ID = AC_PIES_ASSTFAB)
- Key Search Words - 2000 (ID = AC_PIES_ASSTKEY)

- Label Description - 80 (ID = AC_PIES_ASSTLAB)
- Market Type (ID = AC_PIES_ASSTMTP)
- Marketing Description - 2000 (ID = AC_PIES_ASSTMKT)
- Product Description - Abbreviated - 12 (ID = AC_PIES_ASSTABR)
- Product Description - Extended 240 (ID = AC_PIES_ASSTEXT)
- Product Description - Invoice - 40 (ID = AC_PIES_ASSTINV)
- Product Description - Long - 80 (ID = AC_PIES_ASSTDES)
- Product Description - Short - 20 (ID = AC_PIES_ASSTSHO)
- Shipping Restrictions - 2000 (ID = AC_PIES_ASSTSHP)
- Slang Description - 2000 (ID = AC_PIES_ASSTSLA)
- Title Description - 80 (ID = AC_PIES_ASSTTLE)
- Transcription - 2000 (ID = AC_PIES_ASSTTRA)
- UN/SPSC Description - 80 (ID = AC_PIES_ASSTUNS)
- VMRS Description (ID = AC_PIES_ASSTVMR)

The asset attributes created by the PCdb importer will be valid for the following Asset Types:

- AC_PIESAsset
- AC_PIESHazardousMaterialAsset
- AC_PIESLogo
- AC_PIESMaterialSafetyDataSheet
- AC_PIESOwnersManual
- AC_PIESProductImage

Next time if Auto Care introduces a new Asset Description Type or Asset Date Type, then PCdb Importer will only create an attribute for the newly introduced coded value and will not update the existing attributes (if they already exist).

■ Updated PIES Importer to be able to handle Asset Description and Asset Date Type

PIES Importer has been updated to be able to handle Asset Description and Asset Date Type and populate the attributes accordingly on the PIES asset.

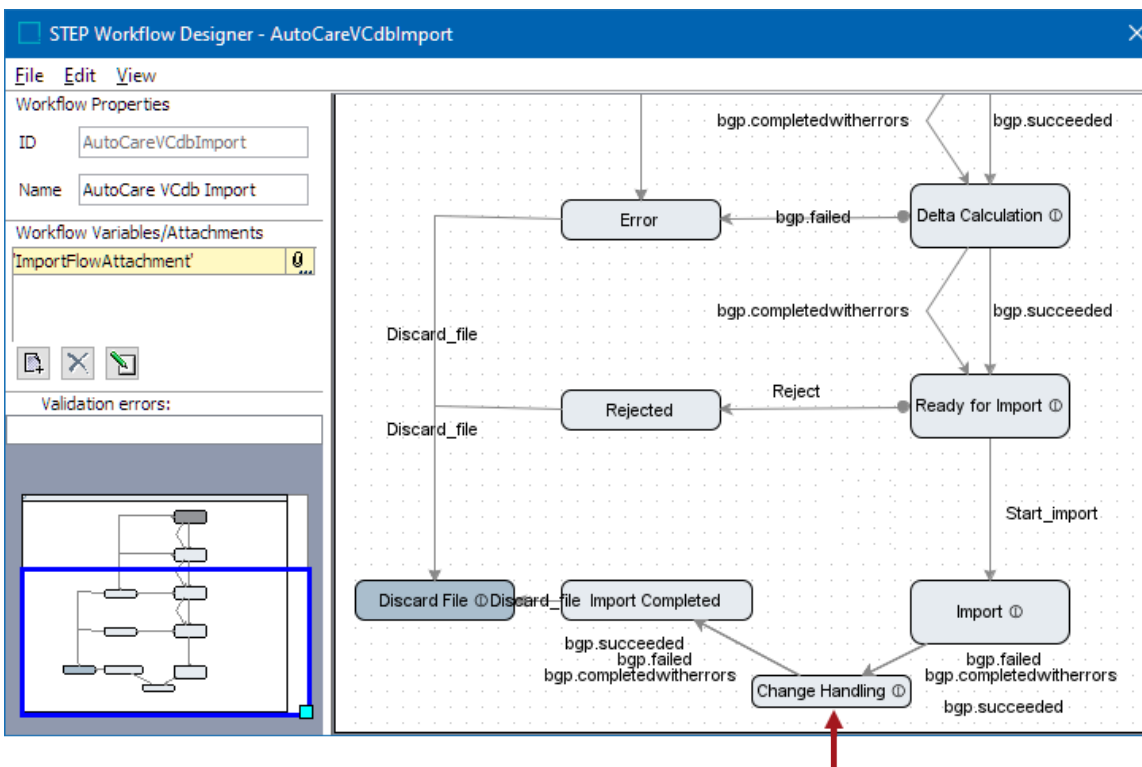
Hotfix recipe compatible with STEP 9.2 MP3 + Automotive-7.0.23: [to:hotfix/462/issue-462972-HOTFIX-4974.spr.](https://github.com/STIBO-SYSTEMS/STIBO-MASTER-DATA-MANAGEMENT/issues/462)

■ Updated Easy Setup to create Change Handling attribute and add Change Handling state to AutoCare VCdb Import workflow

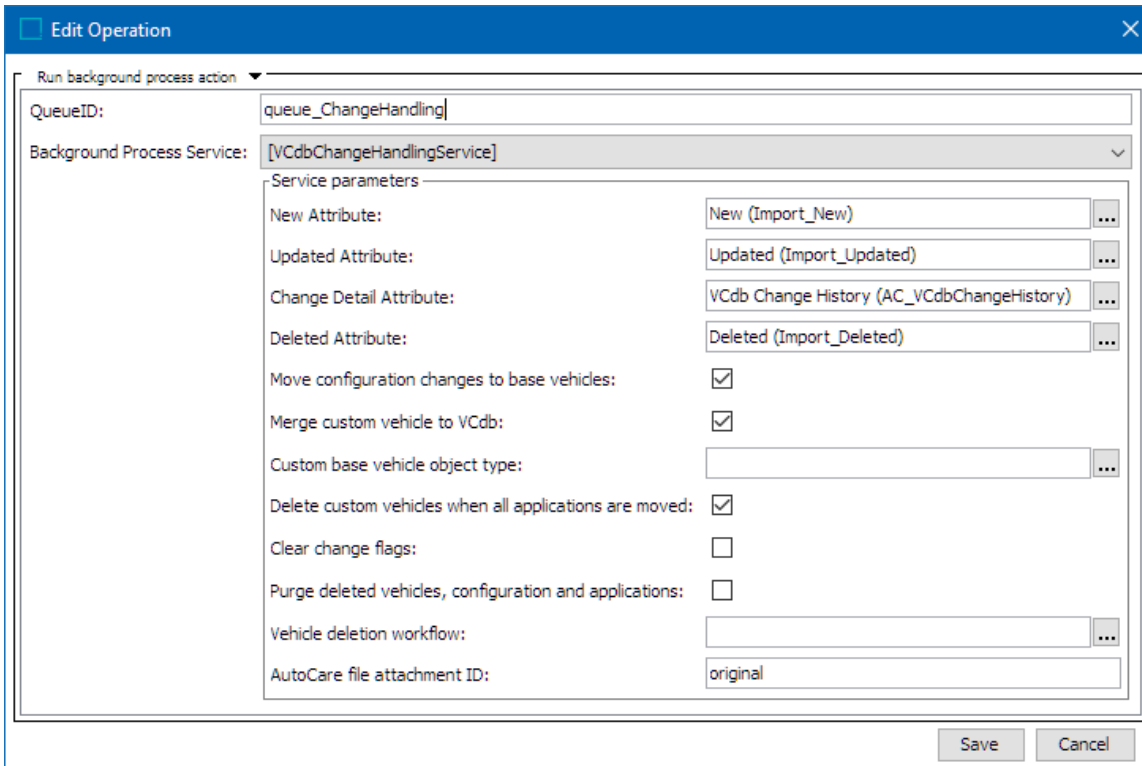
Previously, users had to manually create and configure a state within the AutoCare VCdb Import workflow to handle VCdb Change Handling Service. Also, the user manually created the attribute required to store information about the changes incurred to the Base Vehicle. Now, the attribute and workflow configurations are created and configured by Easy Setup.

The AutoCare Easy Setup Model now:

- Creates a new Description type attribute called VCdb Change History (ID = AC_VCdbChangeHistory) below attribute group 'AC_VCdbAttributes.' The attribute is of Text Validation Base Type and is valid for the following classification object types:
 - AC_BaseVehicle
 - AC_Vehicle
 - AC_EquipmentBase
 - AC_Equipment
 - AC_BedConfig
 - AC_BodyStyleConfig
 - AC_BrakeConfig
 - AC_DriveType
 - AC_EngineBase
 - AC_EngineConfig
 - AC_FuelDeliveryConfig
 - AC_MfrBodyCode
 - AC_SpringTypeConfig
 - AC_SteeringConfig
 - AC_TransmissionBase
 - AC_Transmission
 - AC_Wheelbase
- Adds a new state called 'Change Handling' after the Import state within the AutoCare VCdb Import workflow (AutoCareVCdbImport)



- Adds a new Business Action (Run background process action) with VCdbChangeHandlingService as background process service within the newly created 'Change Handling' state. Further, the parameters are configured as displayed in the screenshot below:



The screenshot shows the 'Edit Operation' dialog box with the following configuration:

- QueueID: queue_ChangeHandling
- Background Process Service: [VCdbChangeHandlingService]
- Service parameters:
 - New Attribute: New (Import_New)
 - Updated Attribute: Updated (Import_Updated)
 - Change Detail Attribute: VCdb Change History (AC_VCdbChangeHistory)
 - Deleted Attribute: Deleted (Import_Deleted)
 - Move configuration changes to base vehicles:
 - Merge custom vehicle to VCdb:
 - Custom base vehicle object type: [Empty field]
 - Delete custom vehicles when all applications are moved:
 - Clear change flags:
 - Purge deleted vehicles, configuration and applications:
 - Vehicle deletion workflow: [Empty field]
 - AutoCare file attachment ID: original

Buttons: Save, Cancel

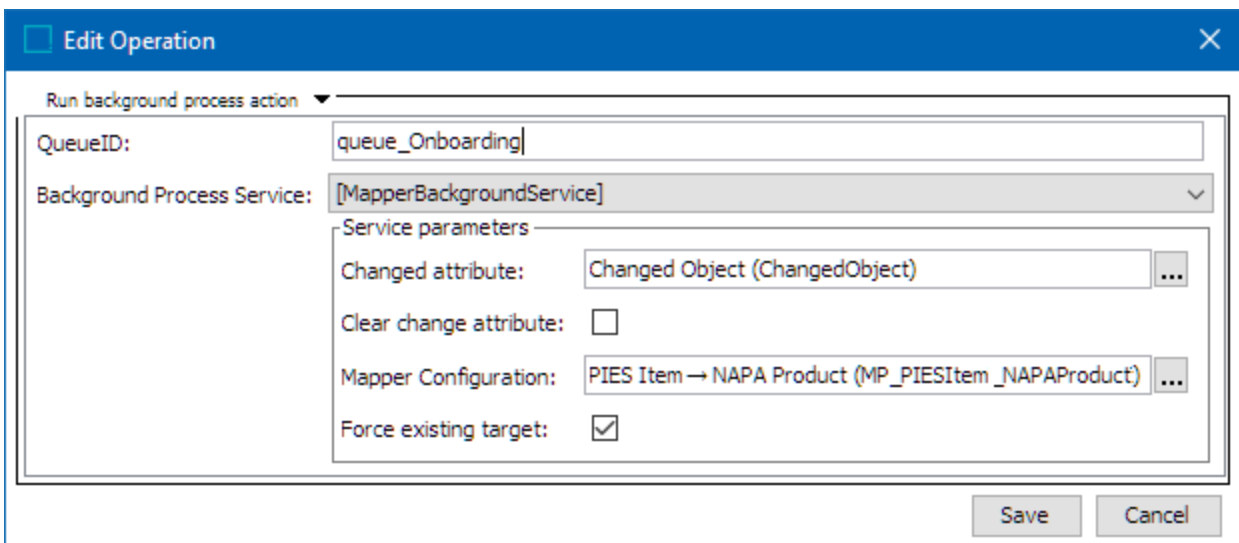


BUGFIXES

All Standards

■ Corrected an issue with the Mapper Background Service

The Mapper rows and the Mapping plugins in the disabled state will not be processed for execution when the Mapper Configuration setup entity is executed. Previously, execution of the Mapper Configuration setup entity containing disabled Mapping plugins / Mapper rows would clear the 'Updated' flag set for the Source object because of the selection made in the 'Clear change attribute.' This was an unintended consequence as the parameter should not clear the flag unless all Mapping plugins / Mapper rows were executed. This issue has been fixed so that the flag will not be cleared unless all Mappings of the Mapper Configuration setup entity are executed on the Source object.



■ **Improved the loading time performance of the Application Manager screen**

Previously, the Application Manager Screen showed a delay in opening the cell editors of 'Application Condition Header - Individual,' 'Application Condition Header - Group,' and 'Attribute Value Header' table header components. This slowness was exhibited when the cells included attributes with many LOVs (for example, it took 40 seconds for 30,000 LOVs). This issue with the performance has been fixed.

■ **Added 'Read Only' parameter in the Application Set Part table header component**

A new parameter called 'Read Only' has been added in the Application Set Part Properties designer screen. This parameter enables admins to determine whether the Application Set Part table header cells should be editable or read-only.

Application Set Part Properties

Component Description Table header that shows the title of the parts that are linked to the applications in the table.

Application object types

Attribute

Create Application Business Action

Dimensions

* Display ID

Label

Node Picker Configuration


 Read Only

Table Sorting

Subcomponent

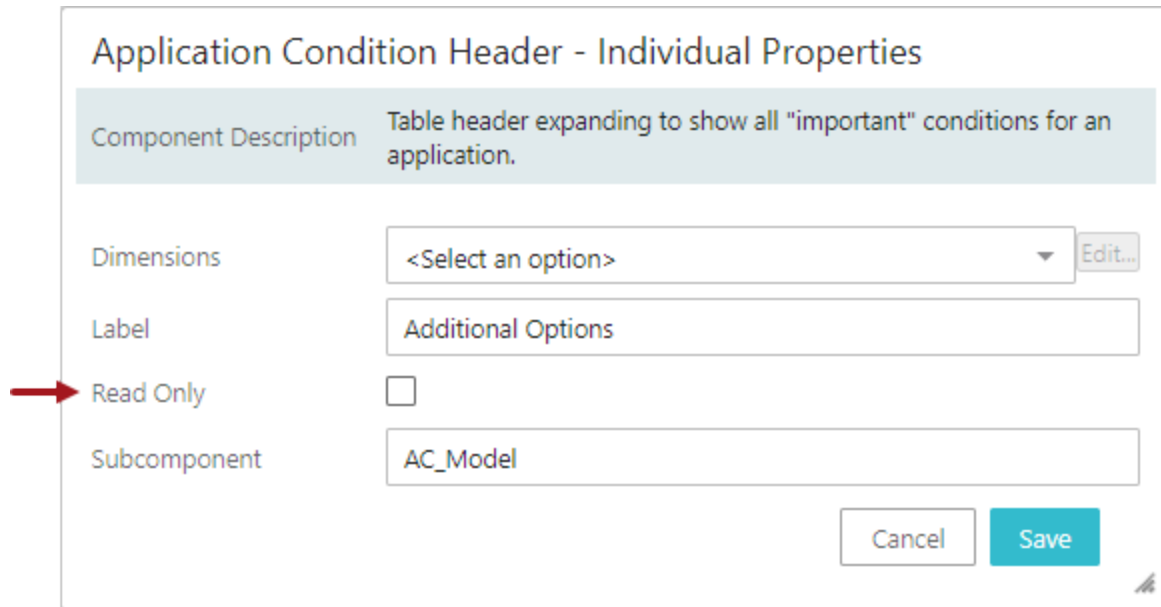
Do not set name

Allow Applications Outside Part Type

Show Part ID in suggestions

■ Added 'Read Only' parameter in both 'Application Condition Header' table header components

A new parameter called 'Read Only' has been added in the 'Application Condition Header - Individual Properties' and 'Application Condition Header - Group Properties' designer screen. This parameter enables admins to determine whether the cells of the 'Application Condition Header - Individual' and 'Application Condition Header - Group' table header should be editable or read-only.



Application Condition Header - Individual Properties

Component Description Table header expanding to show all "important" conditions for an application.

Dimensions <Select an option> Edit...

Label Additional Options

Read Only

Subcomponent AC_Model

Cancel Save

Application Condition Header - Group Properties

Component Description
Table header showing attributes that serves as conditions for an application. The attributes could be on the application object, the child object to the application or on the reference from the application object to the assembly object.

Attribute groups
AC_ACESAttributes
Add... Remove Up Down

Dimensions
Table Header Dimensions Edit...

Attribute for Errors
... Clear

Label
Options

Omit inherited values

Read Only

Table Sorting
<Select a value>

Subcomponent
AC_Model

Cancel Save

■ **Corrected an issue with the 'Value editor' dialog of the Application Condition Header component**

Previously, if there existed any condition attribute that required a date / time selection, opening of the 'Value editor' dialog of 'Application Condition Header - Individual' and 'Application Condition Header - Group' components would be overlaid by the Date Picker dialog. This issue has now been fixed.

■ **Updated filtering the typeahead suggestions in the Advanced Part Number References component**

Previously, keying in the initial characters of the brand name in the typeahead field suggested the relevant competitor and/or OE part numbers based on the brand information populated in an attribute of competitor and/or OE part number. This phenomenon exhibited limitations in suggesting competitor and/or OE part number if the brand information ceased to exist as an attribute value. Now, the typeahead search field of the Advanced Part Number References component has been updated so that

the brand information is considered from the parent of the competitor and/or OE part number for suggestion instead of the value populated in the attribute.

Auto Care

■ Updated handling of application records for ACES Importer

When a PIES Item does not exist in the system, the ACES Importer can create a new PIES Item where the ID pattern of the PIES Item would be hashed to prevent the ID from exceeding 40 characters. Previously, the creation of the related application records for the new PIES Item was skipped by the ACES importer if the ID of the PIES Item was hashed. This issue has been resolved so that the ACES Importer will create relevant application records for the PIES Item with a hashed ID.

Hotfix recipe compatible with STEP 10.1 MP4+ Automotive-7.0.36: `to:hotfix/463/issue-463730-HOTFIX-4987.spr.`

■ Corrected an issue with initiating an invalid application record into another workflow over a subsequent import

Previously, if an invalid application was created and initiated into a workflow, and then the same application recorded was included in an ACES file and re-imported, it was causing the Import state to fail with the following error:

```
java.lang.RuntimeException: A illegal transition exception occurred while
instantiating workflow InvalidApplicationWorkflow for node AC_ACESApp_
b50759339d66799379ddb3567477
```

Now, this issue has been fixed. The importers recognize that an invalid application has already been initiated into a workflow and is skipped so that it does not cause the import to fail.

■ Updated the Auto Care data model to store PartTerminologyID and BaseVehicleID as attributes

Previously, the Auto Care data model was structured to store the PartTerminologyID and BaseVehicleID in the object's STEP ID. This caused limitations in the Application Manager Screen's search boxes where the part type and vehicle could not be searched based on the PartTerminologyID and BaseVehicleID, respectively. Now, the Auto Care data model has been updated to store this information as attributes so that users can configure those attributes as search criteria. The following changes have been implemented:

1. The step 1 of Auto Care Easy Setup has been updated to:
 - Create a new Description attribute called Part Terminology ID (ID = AC_PartTerminologyID) and make it valid for AC_PartTerminology object type.
 - Create a new Description attribute called Base Vehicle ID (ID = AC_BaseVehicleID) and make it valid for AC_BaseVehicle object type.
2. The step 2 of Auto Care Easy Setup has been updated to add the AC_PartTerminologyID attribute to the Additional Search Attribute parameter for a newly created AutoCareWebUI.

Manual action required for existing Implementations: If an AutoCareWebUI already exists, then running Easy Setup will not update the existing Web UI. Users must manually add the attribute to the Additional Search Attribute parameter.

3. The PCdb Importer has been updated to write object ID to attribute where the importer will retrieve PartTerminologyID value from Parts.txt file that is available within the PCdb zipped file and populate in the AC_PartTerminologyID attribute.
4. The VCdb Importer has been updated to write object ID to attribute where the importer will retrieve BaseVehicleID value from BaseVehicle.txt file that is available within the VCdb zipped file and populate in the AC_BaseVehicleID attribute.

■ Updated PAdb Importer to correctly create attributes with List Of Values Validation Base Type

Previously, importing the February 2021 and later PAdb file did not create any attributes with List Of Values Validation Base Type. Instead, those attributes were created with Numeric Text Validation Base Type. Now, the PAdb Importer is updated so that importing the February 2021 and later PAdb files:

- Creates approximately 2000 PAdb attributes with List Of Values as Validation Base Type
- Links the attributes to part types
- Filters the LOVs based on the part types that the attribute is linked to

Hotfix recipe compatible with STEP 10.1 MP4+ Automotive-7.0.36: `to:hotfix/467/issue-467102-HOTFIX-5025.spr.`

TecDoc

■ Corrected an issue with step 2 of the Automotive - TecDoc Model Easy Setup

Previously, the new implementations had problems running step 2 of the Automotive - TecDoc Model Easy Setup. This issue has now been corrected.

■ Fixed an issue related to Search Trees and Reference Data classification folders

Previously, importing the TecDoc Reference Data file wrote multiple errors to the BGP of the Conversion state. These errors were related to the Search Trees and Reference Data classification folders which mainly consisted of invalid link types and missing attributes. This issue has now been fixed.

For Existing Implementations: Users will need to manually go to attribute ID = TD_ATTR_CountryBitString, increase the Maximum Length to '400,' and re-import the TecDoc Reference Data file.



DOCUMENTATION UPDATES

Enhancement of the PMDM for Automotive online help documentation is continuous, and updates are released with each maintenance patch. When these updates are significant and/or include high-level content reorganizations, they are communicated within the patch notes.

■ STEP Path Component topic

The **STEP Path Component** topic explains how to configure the STEP Path component within the Node Editor component. The topic has been added to the **Automotive Reference Guide**.

■ Onboarding Comparison Screen

The **Onboarding Comparison Screen** section explains how to configure and use the Onboarding Comparison Screen as part of Data Onboarding Automation solution. The topic has been added to the **Automotive Reference Guide**.



PATCH RECIPE

The Automotive add-on can be installed with the following recipe:

```
to:automotive/7.0/automotive-7.0.37.spr
```

The above recipe is compatible with the following STEP 10.2 baseline recipe:

```
to:step/platform/step-10.2.spr
```

Important: Once an Automotive add-on is installed to a base STEP system, the base system cannot be upgraded without upgrading the Automotive add-on at the same time. Additionally, when upgrading any base STEP system that has any Automotive add-on installed, both install recipes must be prepared at the same time.

For assistance in applying the patch to systems with extensions or additional add-on components, contact Stibo Systems Technical Services.

API Enhancements and Updates

Summary

Information applicable to the enhancements / deprecation outlined below is available in the API documentation at [system]/sdk or access the Stibo Systems Enterprise Platform (STEP) API Documentation from the Start Page.

Details

Scripting and Extension API enhancements

Several methods have been made available for the STEP Extension API and Scripting API.

The methods for retrieving attribute links from an attribute are public. The query methods are:

```
Attribute.queryValidForClassifications(): Query<AttributeLink>
```

```
Attribute.queryValidForProducts(): Query<AttributeLink>
```

Additionally, customers can now tell if a reference or classification product link is dimension-inherited with the following methods:

```
Reference.isDimensionPointInherited()
```

```
ClassificationProductLink.isDimensionPointInherited()
```

To add or remove a suppression for a given qualifier, use the following methods:

```
Link.suppress(Set<DimensionPoint>): void
```

```
Link.unsuppress(Set<DimensionPoint>): void
```

Group information, including users in sub groups recursively, can be seen via:

```
Group.queryAllUsers(): Query<User>
```

```
Group.queryUsers(): Query<User>
```

Additionally, users can retrieve WorkflowLogEntries in the Scripting and Extension API via a new WorkflowLogHome Home interface.

Scripting API and Extension API information can be found in the STEP API Documentation available at [system]/sdk or accessible from the system Start Page.

Query API support for querying workflow tasks

Previously, fetching workflow tasks required a query and further filtering on node-specific aspects because the query only allowed for filtering on task / workflow properties. Now, workflow tasks can be fetched using the query API, which allows the user to specify both workflow / tasks and node-specific where clauses.

For information about this functionality, please see the API documentation available via the STEP API Documentation page for your system.

Platform and Software Support Changes

This section lists current and future planned changes to platform and software support. The complete list of platform and software support is available in the 10.2 Platform and Software Support section of the System Release and Patch Notes documentation within online help.

The changes in platform and software support from version 10.1 to 10.2 are listed below.

Baseline Functionality / Patching Updates

Changes include the updates outlined below. **Customer action may be required.**

- For security reasons, the Stibo Systems Enterprise Platform (STEP) has been upgraded to the latest Long Term Support version of Java, version 11, on both the server side and the workbench. The server will automatically perform the upgrade when it is patched with STEP 10.2.

Before upgrading to 10.2, it is necessary to upgrade the SPOT tool using the command:

```
./spot --apply=to:spot/7.0/latest.spr
```

If using Oracle Java, remember to upgrade the version to 11. STEP 10.2+ will not work with Java 8.

Important: See the 10.2 Upgrade Guide in this release note set for full details.

- Apache for the reverse proxy is not supported. As announced in the 9.1 release notes, STEP includes a frontend solution based on HAProxy, which provides both load balancing between app servers, and frontend failover out of the box as well as better security and performance. Refer to the 10.2 Platform and Software Support topic for the most current support information for servers / clients. Customers with Apache-related support issues, regardless of the STEP version they are on, will be asked to transition to the HAProxy-based solution.
- The Asset Preview functionality in STEP uses the third-party software LibreOffice to create thumbnails of Microsoft Office documents and PDF previews. LibreOffice will no longer be installed as part of STEP, and to use the functionality, customers will need to do their own install of [LibreOffice](#).

Additional Current Updates

Support has been added for:

- Adobe InDesign CC 2021 (Client and Server)

InDesign CC 2021 is also compatible with 10.1 and can be added to systems running 10.1-MP4 baseline. Use the recipe below. If assistance is needed, create a support ticket to request Technical Services help.

```
to:hotfix/462/issue-462983-HOTFIX-4975-fixed.spr
```

Support for the items listed below has ended:

- Oracle 18c (all)
- macOS 10.13 High Sierra
- Adobe InDesign CC 2018 (Client and Server)
- 9.0 support (ended June 1, 2021)

Additionally, the Excel 97/2003 export / import formats were removed. See the Data Exchange Enhancements and Changes release note earlier in this release note set for details.

Future Updates and End of Life Notifications

The support for the items below will end with the next feature release (Fall 2021) or as indicated:

- MS Windows-based STEP Application and STEP Database Servers are no longer an option for new customers.
- Existing customers must transition off of Windows-based STEP Application and STEP Database Servers by the Spring 2022 feature release.
- MacOS Servers will no longer be valid server options for Asset Push File Servers as of the next (Fall 2021) feature release.
- Adobe InDesign CC 2019 (Client and Server) is no longer supported by Adobe. While CC 2019 remains as an option within the STEP InDesign Plugins, it will be removed during a 10.2 maintenance patch or with the next feature release.
- 9.1 support ends January 1, 2022.

Customers should update as soon as possible to the latest release of Stibo Systems Enterprise Platform (STEP). Contact your Stibo Systems account manager or partner manager, or the support department, if you have questions and/or to receive help and guidance on how to update to a supported release.

Software errors reported for the versions shown above may be rejected after the listed effective dates. Application support issues in progress for the releases being desupported will be closed on the desupport date. It is not possible to extend the support services for desupported versions.

- Stibo Systems will continue to support and release the OpenJDK upgrades for Java 8 in maintenance patches until STEP version 9.1 support ends on January 1, 2022.

Miscellaneous Bugfixes

A number of bugfixes have been applied as part of this release. Separate notes are generated for each maintenance patch. Refer to the entire set of 10.2 release and maintenance patch notes prior to installing or upgrading.

■ ISSUE-262131 - Purge window resizing fix

In the workbench, the Purge dialog window is now responsive to size changes.

■ ISSUE-314168 - Soundex code transformation frame fix for import

Currently, when you add the 'Generate Soundex code' transformation during an import, it will display an empty frame. This has been fixed so that the frame now has 'Soundex 4-digit alphanumeric code' description present and all the buttons are visible and functioning.

■ ISSUE-317388 - Collate Nodes parameter tooltip change

The Collate Nodes parameter of the Execute Business Action Event Processor plugin in workbench has a new, more descriptive tooltip.

■ ISSUE-405808 - Error Log Excerpts tab in IIEPs corrected to show latest background processes

Changed the sorting for BGPs so that now the newest is at the top.

■ ISSUE-416572 - Search result fix for text copied from Excel

Previously, when the user copied an entry from Excel, the text ended with a newline character, which meant that the entry was not showing up in any search results in Web UI. Now, the newline character has been removed from the entered search string so the entry will be shown in the search results.

■ ISSUE-418029 - Empty column fix for References component

Previously, an additional empty column was shown on the References component on the Web UI Node Editor if the component was marked as read-only in design mode. This has been fixed so that the empty column no longer appears.

■ ISSUE-423057 - Customer-specific patch to troubleshoot Text Search

This is only an information patch in order to get information about the Oracle Text queries. It affects Oracle full-text search only; a property update is needed prior to taking the patch.

■ **ISSUE-428103 - Typeahead results fix for Attribute Value component**

Now, results will always be validated on the typeahead field for the Web UI Node Editor Attribute Value component, in order to prevent incorrect validation warnings after correcting the value.

■ **ISSUE-429458 - Display Relations screen fix**

Previously, when configuring a Show Details tab for a referenced objects, the Display Relations screen was not shown once the user clicked on the Show Details icon for that referenced object. This has been fixed.

■ **ISSUE-429641 - Selection fix for Multi Edit Display mode**

Now, selecting all or none on the Multi Edit Display mode will work after navigating to the Node Details screen and then returning back via the Details Overlay back button.

■ **ISSUE-429686 - Full screen video component**

A button has been created for each video component that enables videos to play in full screen mode in the Web UI.

■ **ISSUE-430587 - Edit button removed on Schedule Bulk Update BGP**

Now, Schedule Bulk Update Background Process (BGP) will not have an edit button in the workbench.

■ **ISSUE-434193 - Autoupgrader performance fix**

A performance fix has been implemented for the autoupgrader.

■ **ISSUE-434858 - Java exception fix for transformation with value unit**

Fixed a java exception that was thrown when a transformation occurred with a value that included a unit.

■ **ISSUE-435390 - Multi Edit Display Mode search result fix**

Previously in the Web UI Multi Edit Display Mode, the headers persisted and were used to display result sets, resulting in invalid data being shown. Now, upon clicking on the search action, only valid data will be shown.

■ **ISSUE-435739 - Configuration property to enable verbose background process logging**

A new configuration property, 'Bulk.Update.Operation.Feedback.ObjectTypeError.Verbose,' has been added to enable more verbose BGP logging when an object type cannot be changed during a bulk update object type change operation. The configuration is set to 'false' by default.

■ **ISSUE-435830 - STEPXML fix for Ariba CIF converter**

Fixed an issue with the STEPXML recorder file generation for the Ariba CIF converter so that it contains all required types of elements, i.e., classifications, classification-product links, and references.

■ **ISSUE-439191 - Data Container Table View Editor character fix**

Now, the less than and greater than characters will be correctly displayed under the Data Container Table View Editor in Web UI.

■ **ISSUE-440251 - Time zone abbreviation fix for BGP screen**

Now, three-character time zone abbreviations will be correctly shown on the Schedule field on the Background Process screen in the workbench.

■ **ISSUE-440359 - Keycloak authentication fix and Global Navigation error fix**

It is no longer possible to change a user's password in Web UI with Keycloak authentication. Additionally, a Class Cast exception that was thrown on the Global Navigation panel with Status Selectors configured has been fixed.

■ **ISSUE-440534 - Configuration property introduced to clear the node list**

Introduced a configuration property to clear a Node List after executing a Run Business Action in the Node List Toolbar. To enable this property, please contact Stibo Systems Support.

■ **ISSUE-441782 - Business rule import fix**

It is now possible to see imported misconfigured JavaScript Business Rules' configuration in the workbench. Previously, when any of the binds in the business rule were not available on a STEP system, an imported business rule was shown as empty.

■ **ISSUE-442576 - Business rule exception configuration option**

When a business rule exception was thrown from the survivorship rule, a Match & Merge Web Service previously did not show the full message and did not rollback the changes related to the currently imported record. Now, there is a possibility to rollback failing records if a business rule exception is thrown from the survivorship rule. Note: this possibility only affects Match & Merge Web Service and it sets parallel configuration to commit after each job mode to make sure that uncommitted changes have not been rolled back when the exception is thrown. To activate this configuration, contact Stibo Systems Support.

■ **ISSUE-445043 - Component width adjustment fix**

When the user expanded or shrunk the left navigation panel, the component's width on the right side did not adjust properly, creating an overlap or extra space on the right side. This has been fixed so that after closing or opening the left navigation panel, all components on the right adjust to the new width.

■ **ISSUE-445203 - Semicolon added to SQL in Healthcheck changelog table**

A semicolon was missing from the SQL used to delete leaked rows from the changelog table in the Healthcheck tab of the admin portal. This has been fixed.

■ **ISSUE-445453 - Classification fix for a Run Business Action on a Node Picker**

It is now possible to choose the products from under the classification hierarchy as valid targets for the Run Business Action with toolbar action templates on a Node Picker Browse Tab in Web UI.

■ **ISSUE-445655 - Customer-specific translation fix and attribute name fix**

It is now possible to export via email when using the customer's add-on for translations. Additionally, the Background Process (BGP) for delivery had previously set an attribute name that was too long. Now, it is shortened as necessary.

■ **ISSUE-446085 - Value Generator component error fix**

The Value Generator component, which is responsible for managing ID lists for global external identifiers, has been improved to eliminate an optimistic locking error that occurred.

■ **ISSUE-446540 - Reload configuration for Web UI Node Editor**

Introduced a configuration property to disable a reload after save and before approve for Approve Action on the Web UI Node Editor. To enable this property, please contact Stibo Systems Support.

■ **ISSUE-447421 - Smartsheet fix for Node Picker**

Fixed an issue that occurred when a user selected a large amount of cells in an LOV or multi-value column in Smartsheets and pressed the '...' button to open a Node Picker, which opened slowly. Now, the Node Picker is shown more quickly.

■ **ISSUE-448312 - Import Change Info bind fix**

Previously, the Import Change Info bind business rule had an issue when the importer used the Replacement Rules Tag. This has been fixed.

■ **ISSUE-448603 - Scene7 support for User Agent header**

Introduced a configuration property to set the User Agent header to Scene7 download request. To enable this property, please contact Stibo Systems Support.

■ **ISSUE-449469 - Sorting issue fixed for Web UI Task List with streaming enabled**

Fixed a sorting issue that occurred on a Web UI Task List with streaming enabled when a user sorted the first column and then filtered on another column.

■ **ISSUE-450309 - Fix for inconsistent creation date on BGPs created by REST IIEP**

Now, the background process creation date should always be set before BGP start date in STEP. Previously, the creation date was later date than the Start Date and Finish Date for the same BGP.

■ **ISSUE-450399 - Cassandra import fix**

Fixed an issue that prevented a successful data migration from Oracle to Cassandra during an import.

■ **ISSUE-451015 - References component column fix**

Previously, on the Web UI References component, if the Read-only parameter was checked, links for Target Title Column and Target ID Column did not forward the reference. This has been fixed for all column components with links.

■ **ISSUE-451600 - Remove Reference action fix**

Previously, the Remove References action on the Web UI Multi Reference screen did not respect the filtering when the action was performed on items that were selected via the Select All action. This has been fixed.

■ **ISSUE-451643 - Submit action button fix for impersonated user**

Previously, the submit action button was unavailable on the Web UI Node Editor screen during an impersonated user session when the task assignee was the same as the impersonated user. Now, the submit action button is enabled in this scenario.

■ **ISSUE-451706 - Performance fix for golden record matching**

A performance fix has been implemented for a specific case of handling references of type 'single' and unrevised golden record matching.

■ **ISSUE-451845 - Export privilege check**

Previously, checks on privileges during export was optimized so the checks were omitted on every single item if view privileges were granted on at least one of the six groups (Product, Entity, Classification, PublicationGroup, CollectionGroup or SetupGroup).

This optimized check meant that some elements may have been exported even though privileges had not been granted. Now, the optimized check is only performed if the desired privileges are granted on all the groups: Product, Entity, Classification, PublicationGroup and CollectionGroup.

■ **ISSUE-452093 - Healthcheck description fix**

Changed the description of the Healthcheck tab in Admin Portal to 'Please find detailed information in the System Administration section of the online help / STEP Documentation.'

■ **ISSUE-452198 - Referenced Other Business condition fix**

Fixed an issue that occurred when the Referenced Other Business condition submitted data without validation, causing those Referenced Other Business conditions to display improperly in Web UI.

■ **ISSUE-452926 - Cancel fix when editing a calculated attribute**

Fixed an issue that occurred when attempting to cancel an edited calculated attribute for either an Asset Group or to a Reference Component on the Web UI Node Editor.

■ **ISSUE-453256 - Multi Value separator fix**

Previously, the Multi Value separator for a Data Container on the Data Container mapping step of the Import Wizard in workbench was not populating correctly if there were single-valued Data Container Mapping rules in the same import configuration. This has been fixed.

■ **ISSUE-453268 - BGP load fix**

Fixed the incorrect second load of the Table Display Mode when loading the Background Process Details Screen in Web UI.

■ **ISSUE-453285 - Table Display Mode header spacing fix**

The Table Display Mode table header spacing has been adjusted to allow for ease of clicking to trigger a filtering dialog.

■ **ISSUE-453616 - STEP'n'design fix for Adobe InDesign tagged text**

Previously, STEP'n'design would stop running when an Adobe InDesign tagged text that contained hyperlinks was imported into STEP'n'design. This issue occurred if the same hyperlink was used in different layers and the STEP layer version update was invoked. This has been fixed so that the hyperlinks get the same internal ID.

■ **ISSUE-454707 - Exception fix for contributor data**

Previously, an exception was raised when parsing large chunks of contributor data from the database when importing via IIEP. This has been fixed.

■ **ISSUE-454893 - Decimal separator editing on Web UI Node Editor fix**

Now, an 'Attribute is being edited by another user' exception will not be shown on the Web UI Node Editor when a user modifies a numeric attribute with a comma separator in German locale and attempts to save it.

■ **ISSUE-455546 - Run Bulk Update with Templates dialog error fix**

On the Web UI Node Editor, an exception was thrown when the user initially opened the Run Bulk Update with Templates dialog with Multi Value parameter and clicked 'cancel,' then opened the same dialog again. This has been fixed. Additionally, it has been backported to 10.1-MP3 and is also available via hotfix for step-10.1-mp3.

■ **ISSUE-455657 - Golden Record Matching performance fix**

A performance fix has been implemented for Golden Record Matching related to a special case for handling references of type single and unrevised.

■ **ISSUE-455814 - Logging level changed**

On the server site sidecar component, the following logging information has been changed to FINER log level:

INFO: Forwarding sidecar status message to ap4a4st1.step.wcp.wuerth.com

INFO: URI Too Long

■ **ISSUE-455911 - Search Below Search fix for Cassandra systems**

Previously, the Search Below Search criteria on Node Collection Groups did not work on Cassandra systems. This has been fixed.

■ **ISSUE-455945 - Fix for *.properties configuration files**

Fixed an error that could result in corrupt *.properties configuration files when the files were stored on a network drive and edited while STEP is running.

■ **ISSUE-455996 - Global Navigation Search typeahead fix**

Fixed an issue that occurred when multiple object types on the Global Navigation Search typeahead object types parameter caused only the first object type to be respected during the search.

■ **ISSUE-456013 - Background Process and Alert notifications configuration fix**

Introduced the possibility to disable the Background Process and Alert notifications component on the Web UI Message Area, which is a non-configurable replacement for corner bar when Global Navigation Panel is configured. To enable this property, please contact Stibo Systems Support.

■ **ISSUE-456232 - Double quote character fix for multi-line CSV imports**

Now, escaped with a double quote character will be correctly respected when performing multi-line CSV imports in STEP. Hotfixes are available for step-10.0-mp3 and step-10.0-mp4.

■ **ISSUE-456245 - OIEP performance fix**

A performance fix has been implemented when retrieving links and references in the OIEP. This performance fix will be most noticeable on STEP systems that use In-Memory.

■ **ISSUE-456501 - Error fix for BGP**

Fixed an issued where the Outbound Background Process (BGP) consumed all disk space and crashed with a 'no disk space left' error message.

■ **ISSUE-456527 - SPOT support for Java 11**

SPOT now supports Java 11. Both Java 8 and Java 11 based STEP systems are supported.

■ **ISSUE-456965 - Sorting error fix for Revision mode in workbench**

Fixed an exception that occurred when sorting Classification to Product links in Revision mode in workbench.

■ **ISSUE-457035 - Log level change for LOV ID lookup**

The log level for the List Of Values ID lookup in Web UI has been changed so that it will not fill up the log scripts if the value by ID is not found.

■ **ISSUE-457109 - Import Manager Data Container Mapping error fix**

Fixed an OutOfMemory exception that was caused by an infinite loop during an import without a separator in Import Manager Data Container Mapping in the workbench.

■ **ISSUE-457115 - Optimistic Locking error fix for asset push, asset push loader, and LDAP SSO**

Some areas of STEP related to asset push, asset push loader, and LDAP SSO were susceptible to Optimistic Locking errors in the case of multiple users. This has been fixed.

■ **ISSUE-457251 - Workbench error message fix**

In some cases, original error messages would be lost if communication with the workbench failed. This has been fixed.

■ **ISSUE-457308 - Performance fix for Smartsheet**

Previously, there was a performance issue when the user opened an exported Smartsheet template with several product sheets. This has been fixed, and hotfixes are available for step-10.0-mp3 and step-10.0-mp4.

■ **ISSUE-457390 - Profiling performance fix**

To improve profiling performance, STEP creations can be disabled via a new shared configuration parameter. Collections, which are created to perform drill-down searches of profiled values, can be turned off. When the new configuration property, `DataProfiler.DisableCollections`, is set to 'true,' collections will not be created, thereby improving performance.

■ **ISSUE-457693 - Planned page printing fix**

An exception occurred when attempting to print a planned page in the workbench. This has been fixed.

■ **ISSUE-457779 - Bulk Update template dialog value character fix**

Now, the Bulk Update template dialog values will be correctly escaped if they contain less than or greater than characters in order to avoid TagParser exceptions.

■ **ISSUE-457833 - Children of Types screen exception fix**

Previously, an exception was raised when adding a Custom Export Action on a Children of Types screen in Web UI Design Mode. This has been fixed.

■ **ISSUE-458428 - Web UI Component Report authentication fix**

Authentication for the Web UI Component Report has been changed so that the user is taken to the Component Report login page instead of SAML login, which had caused an error.

■ **ISSUE-458429 - Asset transformation fix for InDesign**

Fixed an issue where asset transformation did not work on InDesign tables.

■ **ISSUE-458469 - ISO Date fix for Node Editor**

Fixed an issue where the ISO Date was set incorrectly on the Web UI Node Editor if there was a time zone difference between Web UI and STEP server. Hotfixes are available for step-9.3-mp3, step-9.3-mp4 and step-10.1-mp4.

■ **ISSUE-458494 - Soft value migration fix for child values**

During a soft value migration, a migrated value on a child product and a non-migrated value for the same inheriting attribute on its parent product may occur. Previously, the workbench GUI would show the parent value instead of the local value on the child, even when the local value should overwrite the parent value. This has been fixed.

■ **ISSUE-458601 - Translation file import fix**

Fixed an issue with importing translation files where node structures were also manipulated.

■ **ISSUE-458690 - Looping asset upload**

Fixed a looping asset upload issue for corrupted JPEG files in the workbench.

■ **ISSUE-459046 - Importer error fix**

Previously, a missing description of a Classification to Product link importer error caused an empty error to be thrown during an import BGP report. This has been fixed, and hotfixes are available for step-10.0-mp1 - mp4, step-10.1-mp3 and step-10.1-mp4.

■ **ISSUE-459068 - Event processor Description fix**

Previously, there was an issue where the name of the output file was added to the Description each time an event was processed in the event queue. Now, the file name has been removed from the previous run before adding it to the current event processor run, thereby ensuring that the Description message does not continue to increase in length.

■ **ISSUE-459393 - 'OK' button fix for calculated attributes**

Fixed an issue when editing a calculated attribute on the the Web UI Node List, where the editing dialog 'OK' button was not enabled properly when the user tried to revert to the calculated value.

■ **ISSUE-460470 - Fix for drag and drop of images to basket to flatplan**

Fixed an issue associated with dropping multiple classifications onto a flatplan basket on MacOS when using workbench.

■ **ISSUE-460556 - LOV Cross-Validation Business Condition LOV ID fix**

The workbench editor for LOV Cross-Validation Business Condition now shows the LOV ID as part of the display in both defining and dependent lists.

■ **ISSUE-460647 - Static cache fix for application server**

Fixed an issue where a persistent object was stored in a static cache, which caused a transaction to run indefinitely. The application server would then run out of memory because old snapshots could not be cleaned up.

■ **ISSUE-460711 - Translation approval fix for classifications**

Previously, translation approvals would fail if the option 'Approve All' was selected in the 'Approve Table (s), Reference(s) and Attribute Value(s)' dialog that displayed when the Approve Translation right-click menu was used on a classification. This has been fixed so that they do not fail.

■ **ISSUE-460815 - Paginating column fix for InDesign**

When paginating using the align bottom setting for a frame in InDesign, the column placement is now taken into account when calculating align bottom setting.

■ **ISSUE-460825 - Application server memory fix**

Previously, a large number of errors caused the application server to run out of memory when importing Excel sheets. This has been fixed.

■ **ISSUE-461287 - Cassandra event operations fix**

Changed the Cassandra event operations so that specific situations, e.g., with sparse event queues and where event queues have not run for a long time fall behind and need to catch up, are handled more efficiently. This applies only to Cassandra-based systems.

■ **ISSUE-461613 - Tab Page LOV filtering fix**

Previously, when the Web UI Tab Page was configured for lazy loading, the LOV filtering was not working. This has been fixed so that upon loading the Tab Page, LOV filtering is applied.

■ **ISSUE-461780 - Error message fix for InDesign**

The error message that occurred when creating an InDesign package from documents for the publication has been improved to be more descriptive.

■ **ISSUE-461935 - Performance fix for searching in workbench**

A performance fix has been implemented for searching on numeric text attributes in the workbench.

■ **ISSUE-461959 - Error fix for styling and character tags in Attribute Value component**

An optimistic locking error occurred when using styling and character tags in Rich Text Editor for the Attribute Value component on the Web UI Node Editor. This has been fixed.

■ **ISSUE-462165 - Admin Portal healthcheck fix**

'Too many valid values for list of values' healthcheck correction in the admin portal to avoid the reporting of false problems with internal LOVs having too many values.

■ **ISSUE-462956 - Tab Page component fix**

Previously, a number of components were not shown correctly on the Web UI Tab Page if the Tab Page contained a Node List which had more than two invalid components (e.g., missing mandatory attribute values). This has been fixed.

■ **ISSUE-463063 - Smartsheet performance improvements**

There have been several performance improvements regarding auto-resizing of columns, locking the cells in the template, and formatting cells when opening an Excel Smartsheet. Hotfixes are available for step-10.1-mp3 and step-10.1-mp4.

■ **ISSUE-463101 - Custom Export Action fix for Children of Types screen**

Previously, an exception occurred when adding a Custom Export Action on a Children of Types screen in the Web UI. This has been fixed.

■ **ISSUE-463181 - IIEP PreProcessor fix**

Fixed an error that occurred when a preprocessor tried to convert an Excel file in the Inbound Integration Endpoint with a PreProcessor selected.

■ **ISSUE-463283 - Updated Screen Navigation component description**

Changed description of the Screen Navigation component in Web UI by changing the last statement to: 'When Initiate Item screen is used, configuration of STEP Workflow is mandatory to allow initiation of items into STEP workflows.'

■ **ISSUE-463406 - New servlet for logging out**

A new servlet has been introduced that can log a user out of Web UI and Keycloak. The new servlet is [https://\[STEP_URL\]/webui/webui/logout](https://[STEP_URL]/webui/webui/logout).

■ **ISSUE-463422 - Approved Workspace Run Business Action configuration property**

Introduced the possibility to execute business actions via a Run Business Action action on the Web UI Node Editor in an Approved Workspace. To enable this property, please contact Stibo Systems Support.

■ **ISSUE-463884 - Inheritance fix for Attribute Value Group component**

Previously, the Web UI Attribute Value Group component with Exclude Filter on the Attribute Value Group Component Properties did not work properly when metadata attribute node values were inherited from parent nodes. This has been fixed.

■ **ISSUE-463996 - Multi Context Screen fix for inherited reference target name**

It will no longer be possible to edit the inherited reference target name and metadata on the Web UI Multi Context Screen.

■ **ISSUE-464048 - Multivalue separator fix for inline references**

Now, inline references to an attribute will correctly display multivalue separators.

■ **ISSUE-464097 - Flatplan page import fix**

Fixed an issue with importing a Flatplan page directly onto an existing modified Flatplan page.

■ **ISSUE-464194 - Asset matching fix for In-Memory**

Fixed an issue that occurred when an asset was matched by name with an existing asset during a STEP import when STEP was running In-Memory. A hotfix is available for step-10.1-mp4.

■ **ISSUE-464255 - Attribute text value break line fix**

The break lines in attribute text values (/n) will be respected in the Data Container Table View Editor component in Web UI so now values will be displayed on multiple lines.

■ **ISSUE-464587 - Corrected workbench translation error**

Changed French translation of Enable Event Processor action in STEP Workbench.

■ **ISSUE-465037 - Default Tab configuration property**

A new configuration property allows for the usage of the Default Tab Key, which is determined by a Business Function on the Web UI Tab Page. If this option is enabled, a default tab (if set) will be used when determining a current tab on the Web UI Tab Page load without checking if the current URL or the URL parameters have changed. To enable this property, please contact Stibo Systems Support.

■ **ISSUE-465206 - Product to classification link import fix**

Fixed a setback that caused an issue when importing product to classification links owned by the classification.

■ **ISSUE-465414 - Attribute Management Screen button fix**

Fixed an issue where the Node Details on the Attribute Management Screen did not update the button validity correctly when changing the Attribute Validation Type to List Of Values from Text. Now, the Save button will be displayed correctly.

■ **Sufficiency indicator fix**

Sufficiency indicators which had no value were shown as '0.' The problem was that 0 was treated as a default value, rather than as a real value, i.e., only shown when a value is 0 after calculation. Now, sufficiency values which are null or empty will not be shown. Hotfixes are available for data-sufficiency-7.0.4 and data-sufficiency-7.0.7.

■ **Sequence Value Generator fix**

The Sequence Value Generator will now create a new number every time it is called.

■ Xerces issue fix for SAML

There was an issue with the Xerces library when a user attempted to login using SAML. This has been fixed.

■ SAML authentication fix

Fixed a downloading loop issue that occurred when authenticating to the Web UI or the workbench using SAML.

■ Artwork (cover rebranding updates) for SDK Documentation

Cover rebranding has been done for SDK Documentation.

■ Fix for BOM ingredient search via typeahead

The typeahead functionality in Add Ingredients now displays results alphabetically. It was not always consistent prior to this change since the list consisted of two parts: ingredient and additive. Previously, only the ingredients were already sorted, and if an ingredient was present more than once, the second part (additive) could be out of order. This has been fixed now by sorting the typeahead text after it has been constructed in the React component.

■ Solution for Amazon SQS extracting ZIP files issue

This issue has been fixed and is not occurring anymore; the zipped file can be extracted and there is no missing end of file.

■ ParentID fix for OIEP classifications export

Now, the parentID field will populate correctly in the MongoDB delivery output during OIEP classifications export.

■ Amazon SQS region support added

Previously, it was not possible to use the region 'eu-west-3' for Amazon SQS. Support has been added for the following regions: 'us-gov-east-1,' 'eu-west-3,' 'eu-north-1,' 'ap-east-1,' 'cn-northwest-1,' and 'me-south-1.'

■ Context fix for GDSN Receiver

The GDSN Receiver allows language dependent values to be mapped to different contexts and values for irrelevant languages to be ignored. But an error could occur if no values for an attribute were included, and then the value would be imported into the current context by accident. This has now been fixed so that it will be ignored.

■ **Fix for deleted STEP nodes in Elasticsearch**

Previously, there was a problem with removing deleted STEP nodes from Elasticsearch. This occurred when the Event Processor for Elasticsearch had 'Triggering Workspace' set to Approved and a node was removed from STEP and deletion was approved. This has been fixed so that there is no longer an issue removing deleted STEP nodes.

■ **PDX Outbound Preprocessor reference fix**

Fixed an issue with the PDX Outbound Preprocessor not including multiple references to the same asset.

■ **Reference removal fix for MongoDB**

Fixed an issue where removing all references was not reflected in MongoDB.

■ **Data container fix for REST API v2**

Issues regarding adding and updating multiple data containers using REST API v2 have been fixed. A hotfix is available for restapiv2-7.0.11.

■ **Execution report log and PDX outbound preprocessor fixes**

The number of entries in the execution report logs has been reduced. Additionally, improvements have been made to how cyclic dependencies in the PDX outbound preprocessor are handled. A hotfix is available for productdatasyndication-integration-7.0.21.

■ **Semicolon separation fix for attribute values on BMEcat 2005 export**

Added the possibility to split semicolon separated values of an attribute to separate lines when exporting using the BMEcat 2005.

■ **SAML authentication fix for Web UI**

Fixed a SAML authentication issue that prevented users from accessing Web UI when STEP was run on multiple clusters.

■ **ECLASS importer fixes**

There were several issues with the ECLASS importer. Previously, the importer did not respect LOV dimension independency, and an exception was raised when attempting to acquire / create an LOV Value for certain languages. There was also an issue where constraint subsets were used together with value meanings during LOV creation. These have been fixed. Additionally, the correct amount of change logs now generate during an import, and deprecated datatypes are now skipped during LOV recreation.

10.2-MP1 Maintenance Patch Notes

July 2021



NEW FEATURES

■ Outbound Integration Endpoint configuration change

Since Outbound Integration Endpoints were first introduced, it has been possible to configure which contexts to export data from. With only a single context selected, the STEP Exporter processing engine has produced plain 'Standard Format' STEPXML, and with multiple contexts selected, it has produced cross-context STEPXML. Switching from a single selection to multiple selections caused the output format to change. This caused issues as switching contexts had a severe impact for downstream systems that needed to start parsing the delivered files / messages differently.

Due to this, the functionality has changed so that it now users can choose whether the STEP Exporter should run in 'Standard Format' or 'Cross Context Format' mode. With this change, it is possible to use cross-context mode for endpoints with only a single context selected. This means that it will not be necessary to change downstream systems should more contexts be added later. For endpoints in 'Standard Format' mode (with just one context configured), it will not be possible to add more contexts without explicitly changing the export mode first.

Configure Endpoint

Processing

Processing Engine: STEP Exporter

Transactional settings: Strict

Number of threads: 1

Multi context

Workspace: Approved

Contexts: English US, Add Context

Use Cross Context: ←

The three possible configuration variants are:

- Single context, 'Standard Format'
- Single context, 'Cross Context Format'
- Multiple contexts, 'Cross Context Format'

For more information, refer to the Outbound Integration Endpoints documentation in the Data Exchange section of the documentation.

■ Configuration Management Git Delivery plugin change

The Git Delivery plugin no longer requires the 'Local git repository URI' parameter (GitDelivery.LocalRepoUri.[integer] configuration property). When the parameter is not set, a temporary directory will be used instead. This option should always be used for cloud-based STEP environments.

Note: This change is made in the add-on 'configuration-management' component, and it is required to upgrade this component in addition to upgrading the STEP baseline to get the updated functionality.

For more information, refer to the Outbound Integration Endpoints documentation in the Data Exchange section of the documentation.

■ Improvements to the ECLASS ADVANCED Screen

A variety of usability improvements / bugfixes have been made on the ECLASS ADVANCED Screen introduced with the 10.2 release. With this maintenance patch, the width of the columns can be adjusted by using the horizontal slider, based on the view.

To access the ECLASS ADVANCED Screen and the updated functionality mentioned above, the eclass-advanced add-on component must be upgraded in addition to upgrading the STEP baseline for 10.2-MP1.

For more information on the ECLASS ADVANCED Screen, see the ECLASS ADVANCED Screen topic in the Web User Interfaces / Web UI Getting Started documentation.

■ Improved PLM value control for Search and List of Values

Two toolbar actions for the Multi-Reference Editor, PLM Create References Action and PLM Edit Reference Action, now display dialogs with dropdown lists in addition to the typeahead search. The addition of the dropdown list enables the user to scroll through and select the desired result without having to type in the field, preventing the need to memorize lists for possible selections.

For the PLM Create Reference Action, the dropdown is available in the Search field where a requirement or parameter is selected, as well as in any configured multi-valued attribute field that has a list of values (LOV) validation base type.

For PLM Edit Reference Action, this dropdown is available in any configured multi-valued attribute field that has an LOV validation base type.

For more information on configuring the PLM Create Reference Action and the PLM Edit Reference Action, see the Multi-Reference Editor in PLM topic in the PLM for Admins section of the Product Lifecycle Management documentation.

For more on how to use the PLM Create References Action or PLM Edit Reference Action buttons, see the Multi-Reference Editor Actions in Web UI topic in the PLM for Users section of the Product Lifecycle Management documentation.



BUGFIXES

■ **ISSUE-398772 - LOV attribute with value save fix**

On the Web UI Node Details screen with a LOV attribute with a single value, there was an issue when attempting to save the attribute and the value would return to its previous selected state. This has been fixed.

■ **ISSUE-428688 - LOV value error message fix**

In the event that LOV values cannot be deleted during an import, a more descriptive error will be displayed.

■ **ISSUE-430418 - Logging added for PDF generation**

Additional logging has been introduced to understand issues that occur when generating PDFs.

■ **ISSUE-431032 - Healthcheck added for GDSN subscriptions**

Added a new healthcheck, 'GDSN subscription not linked to a datapool.'

■ **ISSUE-441895 - Toolbar action configuration for Edit Collection Search Criteria**

Introduced a configuration property to enable toolbar actions on the Edit Collection Search Criteria mode on the Web UI Advanced Search screen. To enable this property, please contact Stibo Systems Support.

■ **ISSUE-442576 - Business rule exception configuration option**

When a business rule exception was thrown from the survivorship rule, a Match & Merge Web Service previously did not show the full message and did not rollback the changes related to the currently imported record. Now, there is a possibility to rollback failing records if a business rule exception is thrown from the survivorship rule. Note: this possibility only affects Match & Merge Web Service and it sets parallel configuration to commit after each job mode to make sure that uncommitted changes have not been rolled back when the exception is thrown. To activate this configuration, contact Stibo Systems Support.

■ **ISSUE-448595 - Data Container table view screen resolution fix**

Previously, when the screen resolution was set to 80% and 67% in Chrome, content on the Data Container table view on the Web UI Node Editor sometimes displayed as three dots. This has been fixed.

■ **ISSUE-451785 - Asset Importer fixes**

The Asset Importer configuration, Product Linker plugin, 'Asset Filename Linker,' and 'Asset Matcher' plugins were failing to match with the file name. This has been fixed.

■ **ISSUE-455613 - Columns Control resizing fix**

Previously, the Columns Control content on the Web UI Node Editor was not resizing correctly when the Global Navigation Panel was pinned, unpinned, opened, or closed. This has been fixed.

■ **ISSUE-456101 - Fixes for inheritance of data containers on products**

Fixed problems related to inheritance of data containers on products. Duplication of a product with an inherited data container failed, when the data container type was not valid for the product. Data containers inherited from grandparent-level or above were not inherited correctly in some cases. Even though data containers are not supported for use with product overrides, please note that inheritance in this situation is affected as well.

■ **ISSUE-456232 - Double quote character fix for multi-line CSV imports**

Now, escaped with a double quote character will be correctly respected when performing multi-line CSV imports in STEP. Hotfixes are available for step-10.0-mp3 and step-10.0-mp4.

■ **ISSUE-457663 - Character fix for text attributes**

Now, greater than and less than tags can be copied and pasted into text attributes.

■ **ISSUE-459070 - Metadata attribute fix for export**

An issue with exporting selected metadata attributes in XLS format has been corrected.

■ **ISSUE-460405 - Header Repeating Pagination Plugin fix**

Previously in InDesign, when a table with the Header Repeating Pagination Plugin and a number of cell spans were split over multiple pages, an exception was thrown and products were missing in the table. Now, the error will not appear and all products are shown on the table.

■ **ISSUE-460470 - Fix for drag and drop of images to basket to flatplan**

Fixed an issue associated with dropping multiple classifications onto a flatplan basket on MacOS when using workbench.

■ **ISSUE-460508 - Image Viewer fix**

Previously, there was an issue when attempting to open an image via the Image Viewer on the Product Editor in the workbench. This has been fixed.

■ **ISSUE-461405 - Find Similar Search NPE fix**

Fixed a NullPointerException (NPE) that was thrown when Find Similar did not return a result on the Find Similar Search tab on the Web UI Multi Reference screen.

■ **ISSUE-461780 - Error message fix for InDesign**

The error message that occurred when creating an InDesign package from documents for the publication has been improved to be more descriptive.

■ **ISSUE-462136 - Global language fix for LOV Management Screen**

Now, inherited values from Global language will be shown correctly on the Values tab on the Web UI List of Values Management Screen.

■ **ISSUE-462660 - In-Memory deadlock fix**

Fixed a problem for In-Memory where in very rare cases it could lead to deadlock of system. This issue has been seen with two parallel imports. Now, the deadlock is detected and one of the processes will back off and error.

■ **ISSUE-463406 - New servlet for logging out**

A new servlet has been introduced that can log a user out of Web UI and Keycloak. The new servlet is [https://\[STEP_URL\]/webui/webui/logout](https://[STEP_URL]/webui/webui/logout).

■ **ISSUE-463580 - NPE fix for Node Details screen**

Fixed a NullPointerException (NPE) on the Web UI Node Details screen that was caused by a missing label component by one of the inner components.

■ **ISSUE-463875 - Detailed Version Information scrollbar fix**

When viewing the Detailed Version Information in the About STEP section, there is now a scrollbar in order to view all the information.

■ **ISSUE-463921 - InDesign table fix**

Previously, when placing a table from a product in InDesign, if the table did not have any content and a transformation removed all rows and columns, then a number of error messages were written into the log. Now, tables without rows or columns are not handled.

■ **ISSUE-463996 - Multi Context Screen fix for inherited reference target name**

It will no longer be possible to edit the inherited reference target name and metadata on the Web UI Multi Context Screen.

■ **ISSUE-464097 - Flatplan page import fix**

Fixed an issue with importing a Flatplan page directly onto an existing modified Flatplan page. A hotfix is available for step-10.1-mp4.

■ **ISSUE-464496 - NPE fix for importing and exporting publications**

Fixed a NullPointerException (NPE) that occurred when importing or exporting publications with the On Pages column plugin.

■ **ISSUE-464589 - NPE fix for Merge Attributes Bulk Update**

Fixed a NullPointerException that occurred during a Merge Attributes Bulk Update if the source attribute was used in cross-context Classification to Product Links.

■ **ISSUE-464690 - Business condition fix**

Now, business conditions on the Web UI Node Editor will not be evaluated when a user is leaving the screen.

■ **ISSUE-464724 - LOV Attribute Value component long words fix**

Now, long values for the LOV attribute will be correctly truncated and ellipsized on the Web UI Node Editor screen with the Override Control Type set as 'Radio with clear' option selected.

■ **ISSUE-464904 - Default context fix for Web UI**

When a Context Global Representation with a list of available contexts has been set up on Main, a default context which is not part of the available contexts will not be set during the Web UI login.

■ **ISSUE-465206 - Product to classification link import fix**

Fixed a setback that caused an issue when importing product to classification links owned by the classification.

■ **ISSUE-465243 - Message Area supplier title fix**

Now, the supplier title will be displayed instead of the supplier ID on the Web UI Message Area.

■ **ISSUE-466017 - Caching improvements for localization information**

Improvements have been made to the caching of customized localization information used by Web UI.

■ **ISSUE-466138 - Log level fix for token-based authentication**

The log file had a false positive SEVERE log level for token-based authentication keys from standard logging. This has been fixed.

■ **ISSUE-466507 - Data Visualization Representation NPE fix**

Fixed a NullPointerException (NPE) that was caused by a missing Primary Image Reference Type on the Web UI Data Visualization Representation screen. Hotfixes are available for step-10.1-mp1 - step-10.1-mp4.

■ **ISSUE-466604 - Sufficiency metric calculation fix**

Fixed an issue that occurred when the Manager bind caused sufficiency metrics to be calculated in only the current context. Hotfixes are available for step-9.3-mp1 - step-9.3-mp5.

■ **ISSUE-466605 - Background Process performance fix**

A performance fix has been implemented for completed BGPs in the event processor.

■ **ISSUE-467419 - Missing mandatory error message fix**

Fixed an issue that occurred when switching between items that had missing mandatory values (or any other kind of validation errors relating to the Attribute Value component when on the Web UI Node List. This issue caused a lot of problems to accumulate on a parent tab.

■ **ISSUE-467472 - Embedded Entity cross reference fix**

Fixed an issue where Embedded Entity cross references with the same source information but with different object types were treated as self-references during the Match and Merge Import.

■ **ISSUE-467716 - Domain exporter fix for inherited multivalued data**

Fixed an issue where inherited multivalued data containers were not correctly exporting in the domain exporter.

■ **ISSUE-467824 - Execution report fix for Cloud Blob Storage Delivery plugin**

Execution reports for background processes that use the Cloud Blob Storage Delivery plugin now log the correct file name for delivered files.

■ **ISSUE-467936 - Submit action fix for Attribute Value components**

Now, Submit action alerts will not be cleared out immediately on the Web UI Node Editor screen with Attribute Value components with an LOV Cross-Validation business condition.

■ **ISSUE-467970 - Smartsheet row order fix for import preview**

Fixed an issue that occurred when importing a Smartsheet template caused the order of rows to be displayed incorrectly on the import preview screen in the workbench.

■ **ISSUE-468105 - Duplicate tag fix for welcome file list error**

Previously, when starting the STEP app server, a welcome file list error message was written into the STEP log. The duplicate tags have been removed so the message no longer appears. Hotfixes are available for step-10.0-mp3, step-10.0-mp4 and step-10.0-mp5.

■ **ISSUE-469169 - Fix for visible forgot password option**

Fixed 'Forgot password' functionality visibility when LDAP is enabled.

■ **ISSUE-469742 - Action selection fix**

Previously, the Submit from Grid and Export actions were not enabled when the user navigated back to the Node List with the existing selection from the Node Details screen. This has been fixed, and a hotfix is available for step-10.1-mp4.

■ **ISSUE-469802 - Drag and drop fix for Mac OS**

Previously, there was an issue in workbench when using Flatplanner's 'drag and drop' feature when on a Mac. This has been fixed.

■ **ISSUE-469993 - Asset processor fix**

Fixed an issue where the asset processor was trying to set a value after the asset was deleted. Hotfixes are available for step-10.1-mp2, step-10.1-mp3 and step-10.1-mp4.

■ **ISSUE-471126 - Fix for blank lines being added to Web UI XML upon saving within Design Mode**

Fixed an issue that occurred in Web UI when changes saved in Design Mode caused an additional empty line to be added for each existing empty line in the Web UI XML configuration. A property has been introduced to clean up the unnecessary empty lines in the Web UI configuration when the configuration has been changed. To enable this property, contact Stibo Systems Support.

Note: the configuration cleaning method is used only when it is being saved in Web UI design mode. Previous Web UI configuration revisions should be cleaned up manually in workbench.

■ **ISSUE-472169 - Loqate now compatible with Java 11**

Now, Loqate Cloud Service works correctly with Java 11.

■ **ISSUE-472543 - Clerical Review fix**

Fixed an issue on the Status Selector Homepage widget where the default status flag for the workflow state was not respected when a user navigated to the items from the state on the Clerical Review task list in Web UI.

■ Load balance IP filtering fix

A bug related to IP filtering has been fixed in the non-baseline 'loadbalancer-frontend' component. Customers are advised to upgrade to the latest version of 'loadbalancer-frontend.'

■ Reference removal fix for MongoDB

Fixed an issue where removing all references was not reflected in MongoDB.

■ Swagger schema fix

Fixed a schema validation issue in Swagger UI for the REST API V2 component.

■ CASS field fix

When activating the Standardize Address business rule, no CASS fields were updated when Loqate CASS was enabled. Now, the STEP application server activates Loqate so that CASS fields are returned.

■ Fix for non-English locales on Web UI screen

Fixed problem occurring when a user is on the Web UI Async Translation Job List screen and translation background processes were not shown in non-English locales.

■ Corrected classpath problem for GDSN Receiver

Fixed classpath problem in the GDSN Receiver module that caused the method in the public API for this module to not be usable in JavaScript business rules.

■ Exception fix for Loqate Local CASS

There was problem that caused an exception to be thrown when when the Loqate Local CASS caller plugin was initiated. The exception is no longer thrown.



PATCH RECIPE

The 10.2-MP1 baseline patch can be installed with the following recipes:

```
spot --apply=to:step/platform/step-10.2-mp1.spr
```

—OR—

```
spot --upgrade=step:10.2*
```

See the SPOT Program documentation for more information, including how to use the SPOT --upgrade command to also find compatible components that can be added at the same time as the baseline patch. For assistance, contact Stibo Systems Technical Services.

** Before installing the recipe provided by the SPOT --upgrade functionality, review the baseline and component versions that the system will be upgraded to before applying. Verify that the baseline and/or components are the correct versions to be applied (i.e., the versions you did testing on—and not a higher, untested version).*

Note: Customers may want to search Jira for their Maintenance Patch Issue Numbers. To do so, while in Jira, navigate to Issues (in the header bar) and then select 'Search for Issues.' Click on the 'Advanced' option on the filtering bar, and then type in 'issue=' and the Issue number from the Maintenance Patch Notes. Press Enter or click the magnifying glass icon to run the query. **Users will only be able to view Jira tickets for Maintenance Patch Issue Numbers that they have privileges to access. If the issue is not applicable to the user searching, then a 'No issues were found to match your search' message will be displayed.**

Product MDM for Automotive 10.2 - 7.0.38 Patch Notes

Release Date: July 08, 2021



NEW FEATURES

■ Support for ACES 4.2 Version

The AutoCare ACES Application Importer now accepts ACES 4.2 version. And the Exporter now provides an option to select between ACES 3.0, 3.2, 4.0, 4.1, and 4.2 versions in the 'Version' parameter that is available within the 'Select Format' dialog, as displayed below. For more information, see the AutoCare ACES Application Exporter topic of Automotive Reference Guide.

Export Manager
✕

Steps

1. Select Configuration
2. Select Objects
- 3. Select Format**
4. Map Data
5. Advanced
6. Select Delivery Method

Select Format

AutoCare ACES Application Exporter

Exports data in AutoCare ACES format.

| | |
|--|---|
| Version | 4.2 |
| Company | 3.0 |
| | 3.2 |
| | 4.0 |
| Sender Name | 4.1 |
| | 4.2 |
| Sender Phone | |
| Sender Phone Ext | |
| Mfr Code | |
| Brand AAIAID | ... |
| Document Title | |
| Doc Form Number | |
| Effective Date | ... |
| Approved For | <input type="checkbox"/> Denmark <input type="checkbox"/> USA |
| Mapper Company | |
| Mapper Contact | |
| Mapper Phone | |
| Mapper Phone Ext | |
| Mapper Email | |
| Deliver a file if there are validation errors? | no |

Back
Next
Finish
Cancel

■ Added option to display the values of Application Assembly Value cell as a hyperlink

A new parameter titled 'Link To Vehicle ' and presented as a checkbox has been added to the Application Assembly Value Properties. This parameter allows users to choose if they want the Application Assembly Value cell's value to be displayed as a hyperlink or as plain text. Previously, the Application Assembly Value table header component configured in the Application Manager Screen / Application Editor Screen displayed the values in its column as plain text. Now, selecting the Link To Vehicle parameter will enable the values to display as a hyperlink. Clicking the hyperlink will navigate to the screen that is mapped to display the Assembly / Vehicle.

Application Assembly Value Properties

| | | |
|-------------------------------|---|--|
| Component Description | Table header that shows the value of an attribute of a assembly linked to an application. | |
| * Attribute | <input style="width: 90%;" type="text"/> | |
| Dimensions | <div style="border: 1px solid #ccc; padding: 2px; display: inline-block;"> <Select an option> ▼ </div> | <input type="button" value="Edit..."/> |
| Label | <input style="width: 90%;" type="text"/> | |
| Link To Vehicle | <input checked="" type="checkbox"/> | |
| Mandatory | <div style="border: 1px solid #ccc; padding: 2px; display: inline-block;"> <Select a value> ▼ </div> | |
| Read Only | <input type="checkbox"/> | |
| Show Invalid Inherited Values | <input type="checkbox"/> | |
| Show LOV IDs | <input type="checkbox"/> | |
| Table Sorting | <div style="border: 1px solid #ccc; padding: 2px; display: inline-block;"> <Select a value> ▼ </div> | |
| No Wrap | <input type="checkbox"/> | |



BUGFIXES

All Standards

- **Corrected some irregularities with the Object to Object Mapping plugin**

Previously, the Object to Object Mapping plugin would produce some undesirable results when mapping attribute values in instances where there were multiple targets for a source object. This issue is now resolved.

- **Corrected an issue with the typeahead field belonging to the Application Set Part table header component**

Previously, part numbers were not displayed when users typed in the typeahead field of the Application Set Part table header component. This issue is now resolved so that the initial texts typed in the typeahead field instantly display the part numbers.

Auto Care

■ PIES Importer has been updated to handle new Asset Types

Previously, the PIES Importer used a hardcoded list of asset types and didn't handle newly introduced asset types. Therefore, new asset types were not getting populated as metadata on the PIES To Asset (AC_PIESToAsset) reference. Now, PIES Importer has been updated to retrieve the asset type values from the AC_PIESAssetType LOV (which is populated by importing the PCdb file) so that the code doesn't have to be changed whenever Auto Care adds a new asset type.

■ Fixed an OutOfMemory error in the Conversion state while importing a large PIES file

Fixed an OutOfMemory error that occurred when importing a large PIES file. Further, the improvement is made to speed up the execution time by about 30% faster and reduce the consumption of heap size memory by about 50%.

Hotfix recipe compatible with STEP 10.0 MP4 + Automotive-7.0.31 and STEP 10.1 MP4 +

Automotive-7.0.36: `to:hotfix/468/issue-468698-HOTFIX-5054.spr`

■ Corrected an issue with the PIES Importer

Previously, the PIES importer was not validating the Package <ShippingWidth> element, and the Shipping Width attribute (AC_PIES_PACKShippingWidth) was getting populated with the same value that was defined for the Merchandising Width (AC_PIES_PACKWidth) attribute. Now, the PIES Importer is fixed so that the Shipping Width gets validated correctly and gets populated with the value specified in the <ShippingWidth> element.

■ Updated PIES Importer no longer generate the IllegalLOVValue errors while populating the PAdb attributes

Previously, importing a PIES file with LOV values that didn't match the LOV ID would generate an 'IllegalLOVValue' error and not populate the PAdb attribute. Now, the PIES import converter is updated to match either the LOV Value or the Value ID in order for the import to populate the attribute values correctly and no longer generate the IllegalLOVValue error.

Hotfix recipe compatible with STEP 10.1 MP4 + Automotive-7.0.36: `to:hotfix/471/issue-471484-HOTFIX-5084.spr`

■ Improved the validation error messages displayed while importing the PIES file to be more human-readable

Previously, if XSD validation errors were caused by the elements outside the <Item> segment of the importing PIES file, the system would display a [null] error that was not user-friendly in the logs. These error messages are now updated to be more informative regarding the cause of the error.

TecDoc

■ Updated the naming convention of Supplier Article Accessory List and Accessory List Member objects

Previously, the TecDoc Supplier Data importer created the names of the Supplier Article Accessory List and Accessory List Member objects resembling their ID values. Now, the importer is updated to create human-readable object names for Supplier Article Accessory List and Accessory List Member objects.

■ Corrected step 3 of the Automotive - TecDoc Model Easy Setup

Previously, running step 3 of the Automotive - TecDoc Model Easy Setup in a new system had issues adding the references and object types in the Application Model component. This issue is now resolved.

PATCH RECIPE

The Automotive add-on can be installed with the following recipe:

```
to:automotive/7.0/automotive-7.0.38.spr
```

The above recipe is compatible with the following STEP 10.2 MP1 baseline recipe:

```
to:step/platform/step-10.2-mp1.spr
```

Important: Once an Automotive add-on is installed to a base STEP system, the base system cannot be upgraded without upgrading the Automotive add-on at the same time. Additionally, when upgrading any base STEP system that has any Automotive add-on installed, both install recipes must be prepared at the same time.

For assistance in applying the patch to systems with extensions or additional add-on components, contact Stibo Systems Technical Services. Instructions for installing components can be found in the SPOT Program topic in the System Administration documentation.

10.2-MP2 Maintenance Patch Notes

August 2021



NEW FEATURES

Important: If running In-Memory, when upgrading to 10.2-mp2, it is necessary to also upgrade to the latest compatible version of the 'inmemory' add-on component.

■ MS Windows-Based Server Support Clarification

In the original published version of the 10.2 release materials, the Platform and Software Support Changes release note and 10.2 Platform and Software Support topic incorrectly stated information about the current and future support for MS Windows-based servers. The release notes and topics have been updated to reflect the following:

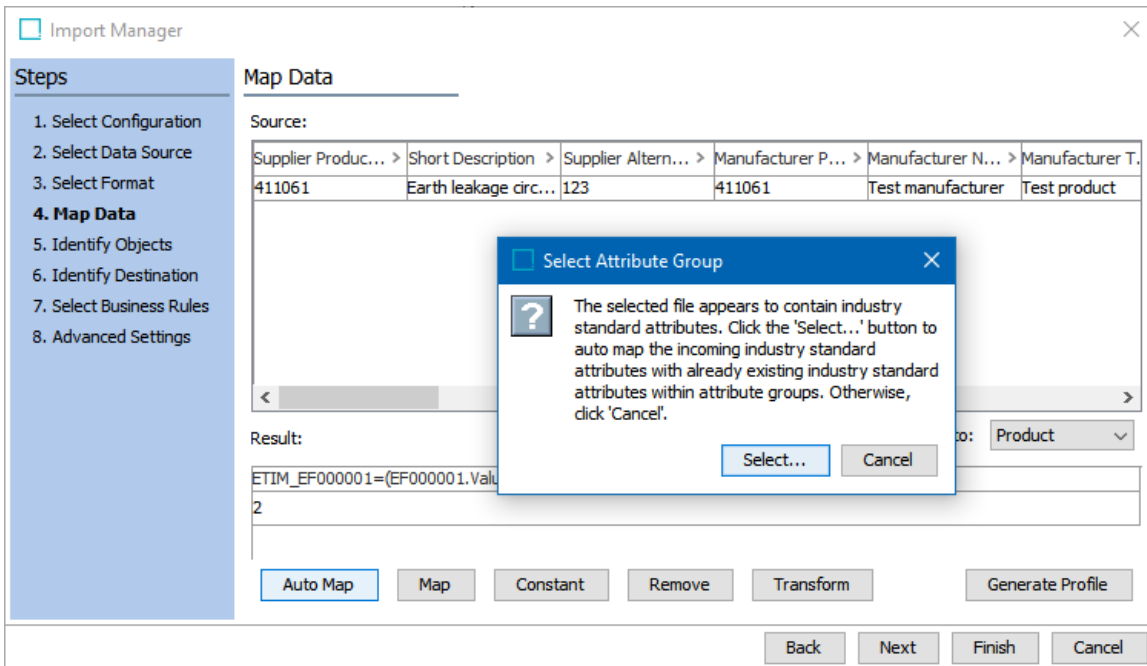
- For new customers, MS Windows-based servers cannot be used as STEP Application and STEP Database Servers.
- Existing customers will need to transition off of MS Windows-based Application and Database Servers by the Spring 2022 release.
- MS Windows is not supported for In-Memory and/or Customer MDM installations.
- MacOS Servers will no longer be valid server options for Asset Push File Servers as of the next feature release (Fall 2021).
- MS Windows-based servers will continue to be supported for both InDesign Servers and Asset Push File Servers.

To read the updated materials, see these release notes / topics in the 10.2 Release section of the System Release and Patch Notes documentation:

- 10.2 Platform and Software Support
- Platform and Software Support Changes
- 10.2 Upgrade Guide

■ Improvement to Auto Map feature when importing industry standard attributes

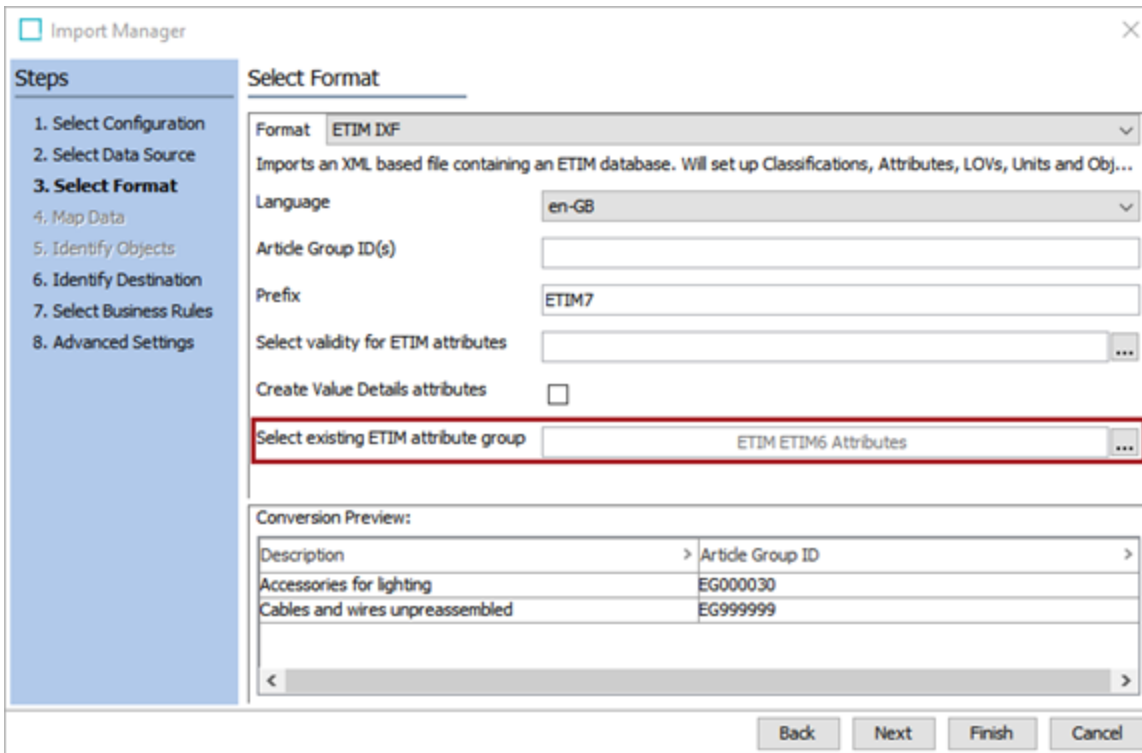
To further improve the ETIM data maintenance process, ETIM users now have the option to use the Auto Map feature to map incoming industry standard attributes with attributes that are part of an already-installed ETIM version. The Auto Map feature is found within the Import Manager.



For more information regarding auto mapping, see the Inbound Map Data - Auto Map topic. For more information regarding ETIM, see the ETIM Format topic. And, for licensing enablement information, see the following release note.

Identify and differentiate duplicate ETIM attributes within different ETIM versions

With the addition of a new 'Select existing ETIM attribute group' parameter in Import Manager, users can now check to see if there are any duplicate ETIM attributes between existing ETIM attributes and those that are being imported from a different ETIM version. Customers that use multiple versions of ETIM on their STEP system have previously experienced data maintenance issues, as ETIM attributes can vary among different ETIM versions. Some of these differences between attributes can include a change in the validation base type, unit, and LOV, when applicable. To differentiate between duplicate ETIM attributes with changes, specific IDs will be given to the duplicate attributes to identify which ETIM attribute belongs with which ETIM version. Multiple hotfixes are available for this solution and are applicable to step-10.1-mp4, etim-importer-7.0.27, and bmeocat-7.0.47.



Steps

1. Select Configuration
2. Select Data Source
- 3. Select Format**
4. Map Data
5. Identify Objects
6. Identify Destination
7. Select Business Rules
8. Advanced Settings

Select Format

Format: ETIM IXF
Imports an XML based file containing an ETIM database. Will set up Classifications, Attributes, LOVs, Units and Obj...

Language: en-GB

Artide Group ID(s):

Prefix: ETIM7

Select validity for ETIM attributes: ...

Create Value Details attributes:

Select existing ETIM attribute group: ETIM ETIM6 Attributes

Conversion Preview:

| Description | Artide Group ID |
|---------------------------------|-----------------|
| Accessories for lighting | EG000030 |
| Cables and wires unpreassembled | EG999999 |

Back Next Finish Cancel

For more information, see the ETIM IXF Format topic in the Data Exchange documentation.

ETIM is activated by the ETIM Industry Standards Package commercial license, which allows for the enablement of the applicable system license and component that is required to access the functionality. For the new functionality ETIM described in the two release notes above, the add-on component 'etim-importer' must be updated to the latest version. Instructions for installing components can be found in the SPOT Program topic in the System Administration documentation.

■ ISSUE-464808 - New 'Clear Selection' parameter

A new Design Mode parameter clears the selection after the Assign action is executed on the Web UI Node List. This new parameter, 'Clear Selection,' is available on Assign Action.



BUGFIXES

■ ISSUE-412509 - Performance fix for Multi Reference component

There has been a performance improvement made for loading an item with more than 10,000 references and/or links on the Web UI Multi Reference component.

■ ISSUE-413857 - Data Profile screen navigation panels fix

The Web UI Data Profile screen now correctly displays the navigation panels when viewing the top findings.

■ **ISSUE-428688 - LOV value error message fix**

In the event that LOV values cannot be deleted during an import, a more descriptive error will be displayed. A hotfix is available for step-10.2-mp1.

■ **ISSUE-430139 - Product approval for inherited mandatory data containers**

It is now possible to approve a product with inherited mandatory data containers.

■ **ISSUE-430249 - Pie chart text now truncated**

Now, lengthy text will be correctly truncated in the pie chart legend of the Web UI Homepage Workflow Profile Chart Dashboard.

■ **ISSUE-431637 - Search Widget suggestion list fix**

The Web UI Search Widget now has the option to navigate to a suggested object directly from the suggestion list without searching first. This parameter is set in the designer.

■ **ISSUE-435739 - Configuration property to enable verbose background process logging**

A new configuration property, 'Bulk.Update.Operation.Feedback.ObjectTypeError.Verbose,' has been added to enable more verbose BGP logging when an object type cannot be changed during a bulk update object type change operation. The configuration is set to 'false' by default. Hotfixes are available for step-10.0-mp3, step-10.0-mp4, and step-10.0-mp5.

■ **ISSUE-436899 - Error handling fix for BGPs**

Fixed the error handling in cases where an external issue (e.g., database issue) prevented background processes from starting. Hotfixes are available for step-9.2-mp3 and step-9.2-mp5.

■ **ISSUE-445435 - Context help fix for LOV validated attributes**

Previously, context help was not shown for LOV validated attributes that were configured under the Web UI Node Editor Attribute Value component with the Typeahead override control type selected. This has been fixed.

■ **ISSUE-450951 - Deleted attribute fix**

Previously, when the product view contained a deleted attribute and the user attempted to modify the view, all the contained attributes were removed. Now, the deleted attribute is skipped and all other attributes (including the new attribute) are shown.

■ **ISSUE-456101 - Fixes for inheritance of data containers on products**

Fixed problems related to inheritance of data containers on products. Duplication of a product with an inherited data container failed, when the data container type was not valid for the product. Data

containers inherited from grandparent-level or above were not inherited correctly in some cases. Even though data containers are not supported for use with product overrides, please note that inheritance in this situation is affected as well. A hotfix is available for step-10.2-mp1.

■ **ISSUE-459256 - Parsing fix for uploaded asset names and extensions**

The incorrect parsing of filenames and extensions when the user uploaded assets from a URL has been fixed. Hotfixes are available for step-9.3-mp3, step-9.3-mp4, and step-9.3-mp5.

■ **ISSUE-460508 - Image Viewer fix**

Previously, there was an issue when attempting to open an image via the Image Viewer on the Product Editor in the workbench. This has been fixed.

■ **ISSUE-463406 - New servlet for logging out**

A new servlet has been introduced that can log a user out of Web UI and Keycloak. The new servlet is [https://\[STEP_URL\]/webui/webui/logout](https://[STEP_URL]/webui/webui/logout). Hotfixes are available for step-10.1-mp4 and step-10.2-mp1.

■ **ISSUE-465534 - Search performance fixes**

A performance enhancement has been implemented for the Web UI Search Widget. Additionally, a performance fix has been made to the search functionality in the workbench. A hotfix is available for step-10.1-mp4.

■ **ISSUE-467228 - IIEP file type fix**

Fixed the file type recognition for specific file types (i.e., MSI, SH) when importing via Inbound Integration Endpoint.

■ **ISSUE-467419 - Missing mandatory error message fix**

Fixed an issue that occurred when switching between items that had missing mandatory values (or any other kind of validation errors) relating to the Attribute Value component when on the Web UI Node List. This issue caused a lot of problems to accumulate on a parent tab. A hotfix is available for step-10.1-mp4.

■ **ISSUE-467597 - Path fix for Path Header component**

The Path Header component in the Web UI Multi Reference component now shows the full path for Entity objects and the full classification hierarchy path for assets.

■ **ISSUE-468057 - Mandatory attribute fix**

Fixed an issue that occurred when specific attributes that were linked by a mandatory attribute link were not shown as mandatory on the Web UI Node List in the Attribute Value Group Header and Attribute Value Group Component.

■ **ISSUE-468105 - Duplicate tag fix for welcome file list error**

Previously, when starting the STEP app server, a welcome file list error message was written into the STEP log. The duplicate tags have been removed so the message no longer appears. Hotfixes are available for step-10.0-mp3, step-10.0-mp4 and step-10.0-mp5.

■ **ISSUE-469063 - Web UI Keycloak SSO fix**

Previously, Web UI would show a timeout response from a Keycloak SSO service as an error message instead of redirecting to a login page. This has been fixed, and hotfixes are available for step-10.1-mp3 and step-10.1-mp4.

■ **ISSUE-469195 - Swap User fix for IIEP Execution Report**

Previously, when a Web UI user started the background process (BGP) on an Inbound Integration Endpoint via the Web UI File Loading Widget, the Swap User option was not shown in the IIEP Execution Report in the workbench. This has been corrected, and a hotfix is available for step-10.1-mp4.

■ **ISSUE-469641 - BGP sorting fix**

Now, the Background Processes (BGP) on the Error Log Excerpts tab of the Integration Endpoint editor in the workbench will be automatically sorted from newest to oldest. Hotfixes are available for step-9.3-mp3, step-9.3-mp4, and step-9.3-mp5.

■ **ISSUE-469834 - Unique key value fix**

Previously, it was not possible to clear unique key values in the workbench to edit them. This has been fixed, and hotfixes are available for step-10.0-mp3, step-10.0-mp4, and step-10.0-mp5.

■ **ISSUE-470356 - Columns Control Node List fix**

Now, the Node List toolbar width will properly display actions that are configured on one of the Node Lists under the Columns Control on a Web UI Node Editor.

■ **ISSUE-471656 - Smartsheet unit validation fix**

Fixed an issue with unit validation on Smartsheet. Hotfixes are available for step-10.1-mp3 and step-10.1-mp4.

■ **ISSUE-472155 - Kafka Receiver fix**

Fixed an issue where the Kafka Receiver was reading messages from a topic where retention occurred before the messages were actually read.

■ **ISSUE-472252 - NPE fix for Approved Workspace search**

Fixed a NullPointerException that occurred when 'Refresh collection before each run' was selected on the Approved Workspace search. A hotfix is also available for step-10.1-mp4.

■ **ISSUE-472305 - Advanced Search Screen Clear All fix**

Fixed an issue that occurred when the Clear All button did not appear when a user refreshed the Advanced Search Screen with selected items.

■ **ISSUE-472696 - Workflow error code fix for REST**

Previously, when workflow failed to start, the incorrect error code was passed in the REST response. This has been fixed so that the correct error code is shown. Hotfixes are available for step-10.0-mp3, step-10.0-mp4, step-10.0-mp5 and restapiv2-7.0.9.

■ **ISSUE-473006 - Table header resize fix on Multi Edit Display Mode**

Fixed an issue on the Web UI Multi Edit Display Mode where the table header did not resize the respected items beyond the first page when configured as a page size. A hotfix is available for step-10.1-mp4.

■ **ISSUE-473074 - Property Direction loading issue fix**

Fixed a loading issue that occurred when the Property Direction was set to 'vertical' on the Multi Reference component on the Web UI Node Editor. A hotfix is available for step-10.2-mp1.

■ **ISSUE-473140 - Image Cache processor fix**

Fixed an issue where the Image Cache processor could miss files and, as a result, start to run out of disk space. Hotfixes are available for step-10.0-mp3, step-10.0-mp4 and step-10.0-mp5.

■ **ISSUE-473194 - Styling fix for Smartsheet template error file**

Previously, the error file generated after importing a Smartsheet template had incorrect styling when the original Smartsheet template had products both with and without validation errors. The styling of the error file has been fixed, and a hotfix is available for step-10.1-mp4.

■ **ISSUE-473372 - Asset Thumbnail fix**

Previously, the details screen would throw an exception and load improperly when the Asset Thumbnail component attempted to display asset content. This has been fixed, and hotfixes are available for step-10.1-mp4 and step-10.2-mp1.

■ **ISSUE-473672 - Impersonate User fix for Web UI login**

Fixed a sporadic exception that occurred when using impersonate user on the Web UI login page on a system with SSO enabled. A hotfix is available for step-10.2-mp1.

■ **ISSUE-473807 - eCatalog export effective date fix**

Support has been added for date & time with the client's time zone information for the export configuration effective date for eCatalog. A hotfix is available for step-10.1-mp4.

■ **ISSUE-473820 - Truncate lock name property**

Introduced the possibility to generate shorter lock names during Match and Merge when identifying possible duplicated constraints. This possibility will resolve the DBMS_LOCK_ALLOCATD issue that occurred when a lock name exceeds 128 characters (typically occurs when Source Record ID is long). To enable this property, please contact Stibo Systems Support. Hotfixes are available for step-10.1-mp3 and step-10.1-mp4.

■ **ISSUE-473824 - Transformation fix for empty units**

Fixed problem with the 'Move Units to Header' transformation when the units were empty. A hotfix is available for step-10.1-mp4.

■ **ISSUE-474561 - Connection time out fix**

A new customer-specific solution has been implemented to connection time out for downloads. This solution has hotfixes for step-10.2-mp1 and externalcontent-azure-7.0.4.

■ **ISSUE-474627 - Reference value fix in Web UI**

Multi-valued attribute values can now be edited on the References component in Web UI. Hotfixes are available for step-10.1-mp3 and step-10.1-mp4.

■ **ISSUE-474667 - Multi Language Screen value fix**

An issue regarding adding a value on the Multi Language Screen has been fixed. Hotfixes are available for step-10.0-mp3, step-10.0-mp4, and step-10.0-mp5.

■ **ISSUE-475620 - SDK Javadoc documentation generation fix**

Fixed an error that occurred when the SDK Javadoc documentation generation failed with an exception when any public API used external resources (i.e., non-com.stibo bundles). When this occurred, /sdk/doc/index.html?overview-summary.html showed an error. A hotfix is available for step-10.2-mp1.

■ **ISSUE-475762 - Object Type Header table filtering fix**

Fixed an issue that occurred when a user filtered an Object Type Header table and clicked a Smartsheet Export action on a Web UI Node List. Previously, a message stating that the Object Type Header table filtering is not supported. Now, it is possible to filter via Object Type Header and export the results through the Smartsheet Export action. Hotfixes are available for step-10.0-mp3, step-10.0-mp4, and step-10.0-mp5.

■ **ISSUE-475874 - Impersonate User fix for SSO Keycloak**

Fixed an impersonate user issue on Web UI when SSO Keycloak is enabled.

■ **ISSUE-476016 - Collapse Search Canvas fix**

Previously, the Collapse Search Canvas parameter did not work on the Advanced Search Screen after the user performed a search. This has been fixed, and a hotfix is available for step-10.1-mp4.

■ **ISSUE-476529 - Compare Records Screen error fix**

Previously, an exception sporadically occurred on the Web UI Compare Records Screen. This has been fixed, and a hotfix is available for step-10.2-mp1.

■ **ISSUE-476585 - Disable redirection possible for objects in Web UI**

It is now possible to disable automatic redirection to a newly created object via the create Product / Entity / Classification / Asset toolbar action on a Web UI Node List. To enable this property, contact Stibo Systems Support. A hotfix is available for step-10.2-mp1.

■ **ISSUE-476611 - Create Variants Action and attribute LOV value fixes**

Fixed a layout issue that caused the input fields to have the incorrect height and data when using the Create Variants Action button on Web UI. Additionally, attributes with 5,000 or more LOV values are now shown when using an LOV filter. A hotfix is available for step-10.2-mp1.

■ **ISSUE-477072 - Match and Merge matching algorithm fix**

Fixed an issue that occurred when the Match and Merge matching algorithm incorrectly merged Multi Value LOVs with IDs if the LOV contained duplicated values with different IDs. Hotfixes are available for step-10.1-mp3, 10.1-mp4, and step-10.2-mp1.

■ **ISSUE-477352 - Session expiration fix for Web UI**

Error handling has been improved for Web UI network and authentication errors from sessions timing out. A hotfix is available for step-10.1-mp4.

■ **ISSUE-478001 - NPE fix for a merged golden record**

Fixed a NullPointerException (NPE) that occurred on Match and Merge when the component information for a cached merged golden record was empty. Hotfixes are available for step-10.1-mp3 and step-10.1-mp4.

■ **ISSUE-478026 - NPE fix on Initiate Item screen**

Fixed a NullPointerException (NPE) that occurred on the Initiate Item screen when a user modified a Rich Text value and attempted to save. A hotfix is available for step-10.1-mp4.

■ **ISSUE-478061 - Timestamp template format change**

A customer-specific solution has been implemented to the timestamp template format. A hotfix is available for step-10.2-mp1.

■ **ISSUE-478259 - STEPXML Joiner fix**

Fixed an issue that occurred where the STEPXML Joiner did not consume zipped source files correctly. A hotfix is available for step-10.2-mp1.

■ **ISSUE-479017 - Logging added to Generate Match Codes**

Additional logging has been implemented to Generate Match Codes. Hotfixes are available for step-10.0-mp3, step-10.0-mp4, and step-10.0-mp5.

■ **Swagger schema fix**

Fixed a schema validation issue in Swagger UI for the REST API V2 component. A hotfix is available for restapiv2-7.0.11.

■ **Fix for non-English locales on Web UI screen**

Fixed problem occurring when a user is on the Web UI Async Translation Job List screen and translation background processes were not shown in non-English locales. Hotfixes are available for lionbridge-with-framework-10.0, sdl-with-framework-10.0, and across-with-framework-10.0 0.

■ **Corrected classpath problem for GDSN Receiver**

Fixed classpath problem in the GDSN Receiver module that caused the method in the public API for this module to not be usable in JavaScript business rules. Hotfixes are available for gdsn2-receiver-7.0.56 and gdsn2-receiver-7.0.57.

■ **Channel encoding fix**

Channels are no longer encoded from STEP to PDX. Hotfixes are available for productdatasyndication-integration-7.0.27 and productdatasyndication-integration-7.0.28.

■ E-signature verification fix for SAML

Previously, there was an issue with e-signature verification when SAML was enabled. This has been fixed for multiple IDP authentications, and a hotfix is available for saml-7.0.20.

■ Amazon SQS message fix

Previously, the Amazon SQS Receiver would drop messages in some instances. This has been fixed, and a hotfix is available for integration-amazon-sqs-7.0.10.

■ Elasticsearch fix

The number of query filters that are sent to Elasticsearch has been optimized to fix performance issues. A hotfix is available for elasticsearch-integration-7.0.16.

■ Cassandra optimization

Cassandra event operations have been changed in order to optimize specific situations, e.g., with sparse event queues or where event queues that had not been running for a long time fell behind and needed to catch up. A hotfix is available for inmemory-7.0.55.

■ JDBC database connection retry fix

Now, if an attempt to insert or update a record to a JDBC compliant database fails because the connection to that database has been closed, the connection will try once more to insert or update the record. A hotfix is available for audit-messaging-7.0.4.

■ Date filtering fix for Static Facet

On the Web UI Search screen, date filtering on blank values has been fixed when using the 'Static Facet' data specification in the Elasticsearch configuration. A hotfix is available for ui-search-7.0.11.

■ Keycloak authentication update and Global Navigation error fix

It is no longer possible to change a user's password in Web UI with Keycloak authentication. Additionally, a Class Cast exception that was thrown on the Global Navigation panel with Status Selectors configured has been fixed. Hotfixes are available for step-10.1, step-10.1-mp1, step-10.1-mp2, step-10.1-mp3 and step-10.1-mp4.

■ Git Delivery NPE fix

Fixed a NullPointerException (NPE) that occurred when 'Repository ssh passphrase' was not set in the OIEP configuration for the Git Delivery plugin. A hotfix is available for configuration-management-7.0.10.

■ In-Memory deadlock fix

Fixed a problem for In-Memory where in very rare cases it could lead to deadlock of the system. This issue has been seen with two parallel imports. Now, the deadlock is detected and one of the processes will back off and error. A hotfix is available for inmemory-7.0.55.

■ Translation file import fix

Fixed an issue with importing translation files where node structures were also manipulated. A hotfix is available for step-10.1-mp4.

■ In-Memory memory throttle fix

In-Memory has temporary memory set aside for use in queries. If this memory runs low (i.e., by default, less than 1/8 of the memory available) access to it is heavily throttled. Previously, an issue occurred where one use of this query uniqueness filtering memory failed to properly release the throttle, which could cause subsequent queries to hang. This has been resolved, and a hotfix is available for inmemory-7.0.510.



PERFORMANCE ENHANCEMENTS

■ ISSUE-475502 - Faster patching

Work was done to speed up slow patching times. Hotfixes are available for step-10.0-mp3 - mp5, step-10.1-mp3 - 4, and step-10.2-mp1.



PATCH RECIPE

The 10.2-MP2 baseline patch can be installed with the following recipes:

```
spot --apply=to:step/platform/step-10.2-mp2.spr
```

—OR—

```
spot --upgrade=step:10.2*
```

See the SPOT Program documentation for more information, including how to use the SPOT --upgrade command to also find compatible components that can be added at the same time as the baseline patch. For assistance, contact Stibo Systems Technical Services.

****Before installing the recipe provided by the SPOT --upgrade functionality, review the baseline and component versions that the system will be upgraded to before applying. Verify that the baseline and/or components are the correct versions to be applied (i.e., the versions you did testing on—and not a higher, untested version).***

Note: Customers may want to search Jira for their Maintenance Patch Issue Numbers. To do so, while in Jira, navigate to Issues (in the header bar) and then select 'Search for Issues.' Click on the 'Advanced' option on the filtering bar, and then type in 'issue=' and the Issue number from the Maintenance Patch Notes. Press Enter or click the magnifying glass icon to run the query. **Users will only be able to view Jira tickets for Maintenance Patch Issue Numbers that they have privileges to access. If the issue is not applicable to the user searching, then a 'No issues were found to match your search' message will be displayed.**

Product MDM for Automotive 10.2 - 7.0.39 Patch Notes

Release Date: August 18, 2021

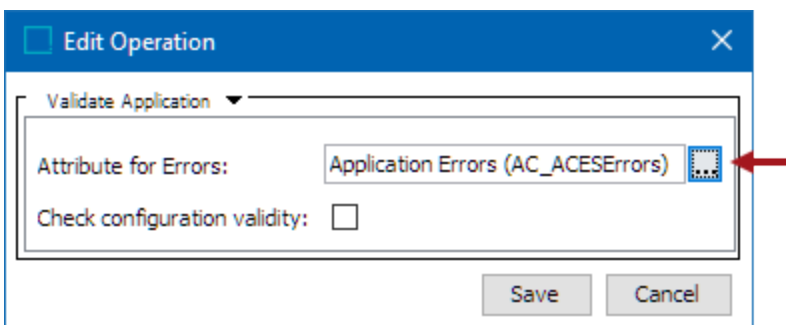


NEW FEATURES

- **Improvements to Easy Setup, ACES Conversion, and some business operations to better handle vehicle validation error messages**

The handling of invalid vehicle configuration and condition errors is improved, and the changes implemented below support this improvement:

- Step 1 of the Automotive - AutoCare Model Easy Setup creates a new attribute called 'AC_ACESErrors' below the Metadata attribute group and makes it valid for the ACES Applications object type. This attribute is created to store the vehicle validation error messages in the application records.
- The 'Validate Application on Import' business condition and 'Validate Application conditions and start in workflow' business action is added with a new parameter called 'Attribute for Errors.' Configuring the 'AC_ACESErrors' attribute in the parameter writes all the vehicle validation error messages in the attribute. For more information, see the topic **Business Condition: Validate Application on Import** and the **Business Action: Validate Application Conditions and Start in Workflow** topic.



- The Conversion state of the ACES Importer is added with a new parameter called 'Attribute for Errors.' Configuring the 'AC_ACESErrors' attribute within the parameter writes all the vehicle validation error messages in the attribute.

Edit Operation

Run background process action ▼

QueueID: queue_Conversion

Background Process Service: [ACESToStepXMLConvertService]

-Service parameters-

ACES Default FULL Import handling: BRAND

ACES Default SUPPLIER Import handling: NO

ACES Default UPDATE Import handling: STANDARD

AutoCare file attachment ID: original

Create PIES items:

Error count attribute: Import Flow Error Count (AC_ImportflowErrorCount) ...

Error file attachment ID: error

Attribute for Errors: ...

Filter applications with errors:

Good application count attribute: Import Flow Good Count (AC_ImportflowGoodCount) ...

Import mode attribute: Import Flow Import Mode (AC_ImportflowImportMode) ...

Importing Brands attribute: Import Flow Brand (AC_ImportflowBrand) ...

Importing Part Terminologies attribute: Import Flow Part Type (AC_ImportflowPartType) ...

Omit application names:

STEP XML attachment ID: convert

Regular Expression for parsing Supplier from file name: (.*)_.*

Treat notes as errors:

Use year ranges:

Validate applications:


Save Cancel

- Further, the Application Condition Header - Group table header component is added with a new parameter called 'Attribute for Errors.' This parameter must be configured with the attribute (AC_ACESErrors) that stores the vehicle validation error messages for an application record.

Application Condition Header - Group Properties

Attribute groups:

Dimensions:

 Attribute for Errors:

Label:

Omit inherited values:

Read Only:

Table Sorting:

Subcomponent:

- Configuring the 'AC_ACESErrors' attribute within the parameter looks for any values present in the attribute for each application record displayed in the Application Manager Screen. If the attribute holds any vehicle validation error messages, then the cell will be highlighted red, and the error message value will be shown in the mouse over of the cell.

| | | | | |
|-------------------------------|---------------------|-----------------|--------------|-----------------------------------|
| Make/Model Acura Integra X | VCdb Year 1994 X | Sub Model | Engine | Part Type Headlight Assembly X |
| Enter Make/Model | Enter VCdb Year | Enter Sub Model | Enter Engine | Enter Part Type |

Existing Applications Only | All Brands | Report | Clear All | Search

Select all | Clear all filters | Compressed view | Delete | Business action(s) for Bulk Update(s) | Export

| Vehicle | Part Terminology | Part Number | Options | |
|--------------------|--------------------|-------------|--|------------------|
| 1994 Acura Integra | Headlight Assembly | 22-405B | Engine Base: "V6 3.0L, 2995CC, -CID" Mfr Label: ENGINE BASE ISN'T VALID FOR BASE VEHI Quantity: 1 | BedLength = 6'6" |

■ Updated ACES Importer to validate Qualifiers at Conversion state

Previously when importing an ACES file having Qualifier IDs that were not present in the system, the file would complete processing successfully with a missing reference error written to the execution report of the Import state, and the application would get created in the system. Now the following changes are implemented to improve the handling of application records with invalid Qualifier IDs:

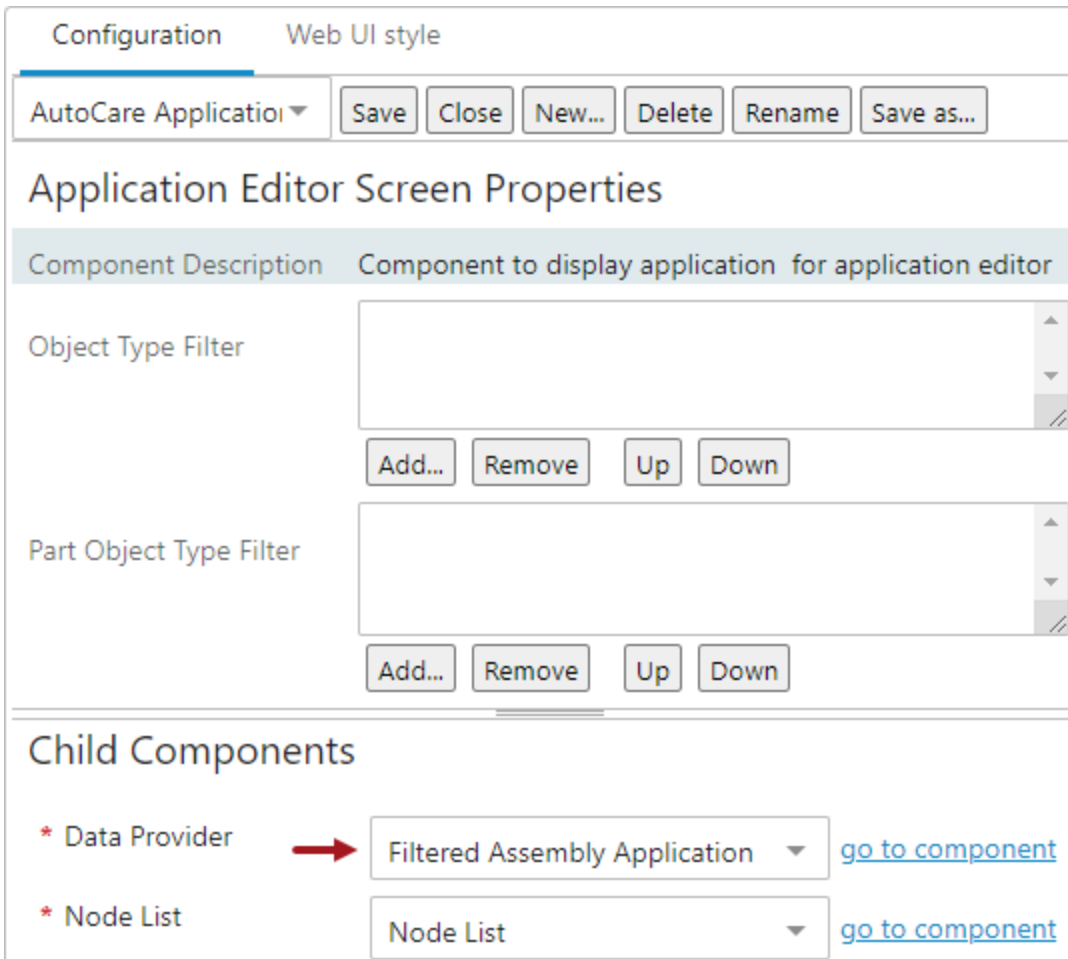
- The ACES Conversion state is updated to validate Qualifiers. If the file includes a Qualifier ID that is not present in the system, then that application record will be treated as an error and written in the BGP execution report. The error indicates that the application was not imported or updated because of an invalid Qualifier ID supplied in the file. However, if the file contains other application records with a valid Qualifier ID, the file will continue to process and create other records successfully
- The error file generated in the ACES import Conversion state now includes the application record ID and the part number of the faulty application record. This way, it will be easier for users to interpret the faulty application record(s).
- The 'Filter applications with errors' parameter is updated to filter application records with faulty Qualifier IDs. If the 'Filter applications with errors' parameter remain unchecked, the faulty application record still gets created with an error reported in the execution report and the error written in the 'AC_ACESErrors' attribute.

■ Updated PIES Exporter to retrieve the attribute values from PIES Asset to populate AssetDescription field

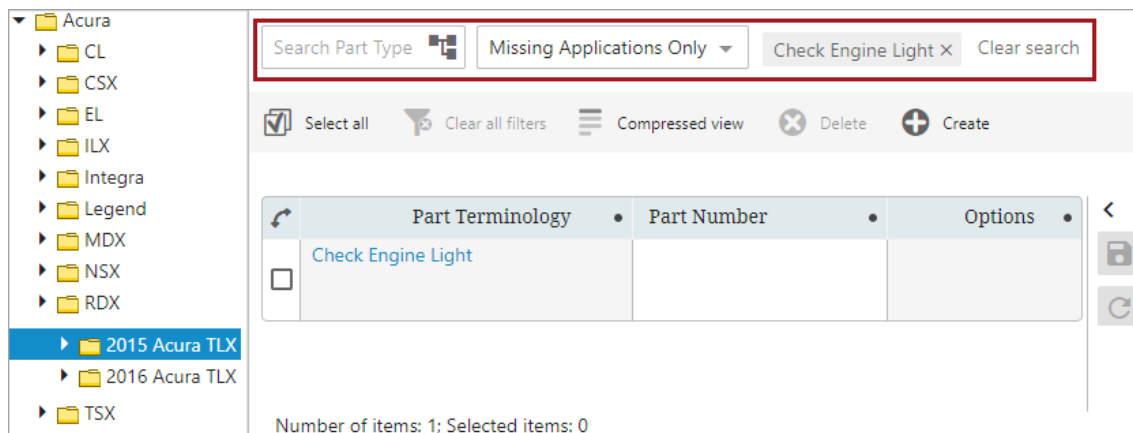
Updated PIES exporter to look for Asset Description and Asset Type values on the PIES asset and export those values out in the PIES file.

■ **Added feature to search for missing application records in Application Editor Screen (Vehicle)**

The Application Editor Screen (Vehicle) now includes a feature that can search for missing application records for the selected vehicle. The Application Editor Screen Properties consists of the Data Provider parameter that now includes a new option called 'Filtered Assembly Application.' This option is selected for the Application Editor Screen that is used to display the application records while selecting a vehicle.



Selecting the 'Filtered Assembly Application' option displays search fields on top of the Application Editor Screen. Users can enter the part type(s) to define their criteria to search for the missing application records.



■ Updated ACES Conversion state to validate application records against 'AC_PCdbPartUse' attribute

The 'AC_PCdbPartUse' attribute, which is valid on the Part Terminology classification object, determines if the part type can be used for an application record, PIES Item, or both. Thus, the attribute is populated with value ACES, PIES, or both. Previously, the ACES importer was not validating the application records in the file against the value populated in the 'AC_PCdbPartUse' attribute. Hereafter, importing the ACES file will validate the application record against the value stored on the 'AC_PCdbPartUse' attribute and displays an error in the execution report of the Conversion state if the corresponding part type in the system does not have the value ACES populated within the attribute.

■ Updated PIES Importer to handle LanguageCode element

The Conversion state in the PIES Importer is updated to handle the LanguageCode element present in the Header and other segments of the PIES file. The LanguageCode in the Header will be used as default, and if the elements within other segments have a different LanguageCode, then that will override the Header LanguageCode.

Besides the LanguageCode element existing in the Header segment, the LanguageCode element present within the following segments is also handled by the PIES Importer:

- MarketCopy segment
- Digital Asset segment
- Item Description segment
- HazMat segment
- Kits Description segment
- Interchanges segment
- EXPI Attributes segment
- Product Attributes segment


Further, to support LanguageCode for PIES and ACES, the AutoCare Easy Setup is updated to make the following attributes have dimension dependency:

- PIES Market Copy Content (ID = AC_PIES_MKTC_Copy)
- AAIA Part Type Description (ID = AC_PIES_ASSTDEF)
- Application Summary – 2000 (ID = AC_PIES_ASSTASM)
- Associated Comments – 2000 (ID = AC_PIES_ASSTASC)
- Caption – 240 (ID = AC_PIES_ASSTCAP)
- Features and Benefits – 240 (ID = AC_PIES_ASSTFAB)
- Key Search Words – 2000 (ID = AC_PIES_ASSTKEY)
- Label Description – 80 (ID = AC_PIES_ASSTLAB)
- Marketing Description – 2000 (ID = AC_PIES_ASSTMKT)
- Market Type (ID = AC_PIES_ASSTMTP)
- Product Description - Abbreviated – 12 (ID = AC_PIES_ASSTABR)
- Product Description - Extended 240 (ID = AC_PIES_ASSTEXT)
- Product Description - Invoice – 40 (ID = AC_PIES_ASSTINV)
- Product Description - Long – 80 (ID = AC_PIES_ASSTDES)
- Product Description - Short – 20 (ID = AC_PIES_ASSTSHO)
- Shipping Restrictions – 2000 (ID = AC_PIES_ASSTSHP)
- Slang Description – 2000 (ID = AC_PIES_ASSTSLA)
- Title Description – 80 (ID = AC_PIES_ASSTTLE)
- Transcription – 2000 (ID = AC_PIES_ASSTTRA)
- UN/SPSC Description – 80 (ID = AC_PIES_ASSTUNS)
- VMRS Description (ID = AC_PIES_ASSTVMR)
- PIES Description Segment DESC (ID = AC_PIESDescriptionSegmentDESC)
- Marketing Description (ID = AC_PIES_DESCMKT)
- PIES Description Sequence Code (ID = AC_PIES_Description_SequenceCode)
- PIES Hazardous Material Package Segment HAZM (ID = AC_PIESHazMatPackSegmentHAZM)
- Description (ID = Description)
- Shipping Name (ID = AC_PIES_HAZMShippingName)
- Text Message (ID = AC_PIES_HAZMTextMessage)
- PIES Part Interchange Segment INTE (ID = AC_PIESPartInterchangeSegmentINTE)
- Interchange Notes (ID = AC_PIES_INTEInterchangeNotes)
- Internal Notes (ID = AC_PIES_INTEInternalNotes)

BUGFIXES

All Standards

- **Corrected the Detailed Information dialog that displays the health of the mapper row**

Previously, the Detailed Information dialog displayed from clicking the Red bug icon () in the mapper rows evaluated the health of the Mapper row correctly but did not highlight the data type mismatch warnings in the dialog. Now, it is updated to highlight all the data type mismatch warnings in red.

- **Corrected some irregularities with the Advance Part Number References and Advanced Part Number Suggestions components**

Previously, the 'Select All' and 'Delete' action buttons exhibited some irregularities when the screen displayed more than 25 part numbers in the Advance Part Number References and Advanced Part Number Suggestions components. This issue is now resolved.

- **Corrected some irregularities with the Application Suggestions component**

Previously, the 'Add Applications to Part Action' and 'Remove Application Suggestions Action' buttons exhibited some irregularities when the screen displayed more than 25 application records in the Application Suggestions component. This issue is now resolved.

- **Corrected Onboarding Comparison Screen to recognize the inconsistencies in date format**

Previously, comparing attributes with a Validation Base Type of Date, ISO Date, and ISO Date and Time highlighted the exact date as inconsistencies when the same date but with different date format was displayed for comparison. Now, the Onboarding Comparison Screen is updated to recognize the date format and distinguish the actual dates populated in various forms.

- **Corrected Application Manager Screen to only consider the conditional attributes and not other attributes of part type to calculate the missing application records**

Previously, along with the condition attributes, the attributes belonging to the part type were also considered as a criterion to calculate and display missing application records in the Application Manager Screen. Now, the Application Manager Screen is updated to consider only the condition attributes of the part type and not other part type attributes to assess and display the missing application records.

Auto Care

- **Corrected stacktrace that would occur while exporting ACES assets**

Previously, the export of ACES assets would cause a stacktrace error to occur. This issue is now resolved.

■ Corrected an issue with the AutoCare ACES Application Exporter

Previously, the AutoCare ACES Application Exporter sometimes failed while exporting application records referenced to a qualifier. This issue is now resolved.

■ Updated PCdb importer to create LOV 'Emission Code' (ID = AC_PIES_EXPIEMS_LOV) with Maximum Length of '500'

Previously, the Maximum Length of LOV 'Emission Code' (ID = AC_PIES_EXPIEMS_LOV) was set for '100.' Now, the PCdb importer is updated to define the Maximum Length as '500.'

For Existing Implementations: Users will need to manually go to AC_PIES_EXPIEMS_LOV, increase the Maximum Length to '500,' and re-import the PCdb file to update the LOV values.

■ Updated PIES Importer to add AC_ProductToPartTerminology classification reference to replacement rules

The PIES importer now also handles the overwriting of existing objects that are in the AC_ProductToPartTerminology classification reference. PIES converter is updated to include `<ReplaceClassificationReferences ReferenceTypeID="AC_ProductToPartTerminology"/>` in the ReplacementRules so that the reference will get updated as well when the PIES Item is moved to a new part type.

Hotfix recipe compatible with STEP 10.1 MP4 + Automotive-7.0.36: `to:hotfix/468/issue-468079-HOTFIX-5042.spr.`

■ Updated PAdb Importer to correctly flag the PAdb attributes for deletion

Importing a PAdb file using the 'file' delta calculation method is updated to now correctly calculate attributes that should be flagged as deleted. The delta calculation is updated to compare the imported file against the PAdb attributes that are in the database. If a PAdb attribute is in the system but is not in the most current PAdb file, then that attribute will be included in the deleteFile.xml file.

Hotfix recipe compatible with STEP 10.1 MP4 + Automotive-7.0.36: `to:hotfix/476/issue-476013-HOTFIX-5140.spr`

TecDoc

■ Changes to attributes' definition that are imported through TecDoc Reference Import

The TecDoc Reference Import is updated to set the attribute definition Externally Maintained = No for the attributes that are created under attribute groups 'TD_CriteriaAttributes' and 'TD_Attributesfor302.' Previously, the definition for attributes was set as Externally Maintained = Yes. The setting is changed to have a revision history available when changes are made to these attribute values.

■ Updated Automotive - TecDoc Model Easy Setup action

Step 2 of the Automotive - TecDoc Model Easy Setup is updated to remove the Set Change Flags business action from the 'Import action' parameter and add it to the 'Import action - skip first load'

parameter that is available within the 'Import' state of the TecDoc Reference Import workflow.

For Existing Implementations: Running the Easy Setup action does not change the configurations for the existing implementations. So if users don't want to mark every object as New = true in the very first import of a file, then the Set Change Flags business action has to be manually removed from the 'Import action' parameter and then should be added to the 'Import action - skip first load' parameter. For more information, see the **Import State** topic within the **Automotive Reference Guide**.

■ **Updated Automotive - TecDoc Model Easy Setup action to correctly create TD_ATTR_ReferenzInfo attribute with List Of Values Validation Base Type**

Previously, the Easy Setup action wrongly created the TD_ATTR_ReferenzInfo attribute with Text Validation Base Type. Now, step 1 of the Automotive - AutoCare Model Easy Setup is updated to create the attribute with List Of Values Validation Base Type.

Note: Existing implementations will need to manually set LOVs as the Validation Base Type using LOV ID = TD_LOV-270.



PATCH RECIPE

The Automotive add-on can be installed with the following recipe:

```
to:automotive/7.0/automotive-7.0.39.spr
```

The above recipe is compatible with the following STEP 10.2 MP2 baseline recipe:

```
to:step/platform/step-10.2-mp2.spr
```

Important: Once an Automotive add-on is installed to a base STEP system, the base system cannot be upgraded without upgrading the Automotive add-on at the same time. Additionally, when upgrading any base STEP system that has any Automotive add-on installed, both install recipes must be prepared at the same time.

For assistance in applying the patch to systems with extensions or additional add-on components, contact Stibo Systems Technical Services. Instructions for installing components can be found in the SPOT Program topic in the System Administration documentation.

10.2-MP3 Maintenance Patch Notes

September 2021

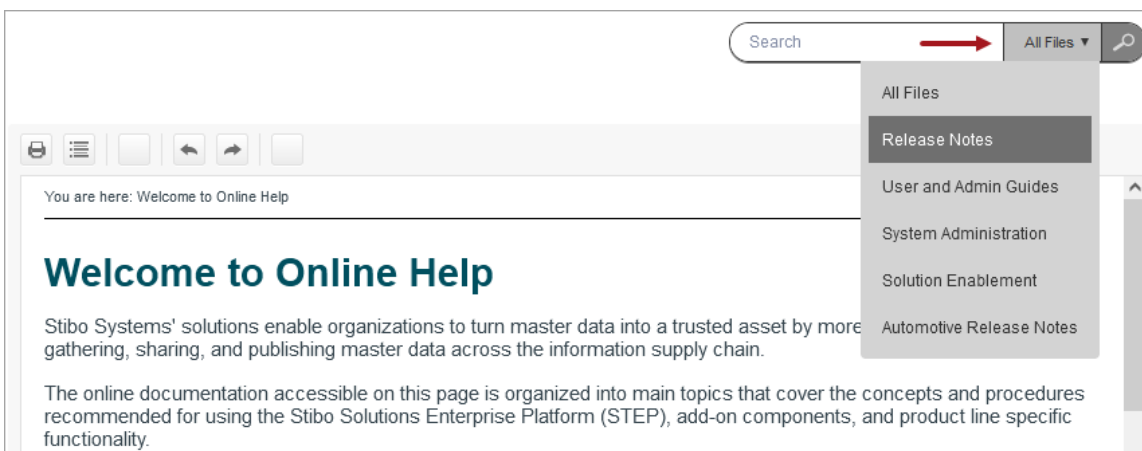


NEW FEATURES

■ Online help includes Search Filters

The online help search feature has been enhanced to include search filters. Users can limit their search for information to a specific section of online help, as shown in the following image. By default, all files are searched. After selecting a section, further refine a search by including a key word. For example, first filter by 'Solution Enablement' and then search for 'automotive export' to find only the export topics within Automotive Solution Enablement.

Log in to the Stibo Systems Customer Community to give us feedback on this new functionality. Online help is always evolving, and user feedback is always welcome. Not registered yet? Register [here](#).



BUGFIXES

■ ISSUE-412509 - Performance fix for Multi Reference component

There has been a performance improvement made for loading an item with more than 10,000 references and/or links on the Web UI Multi Reference component. A hotfix is available for step-10.2-mp2.

■ ISSUE-416914 - Override configuration fix

Fixed an override configuration issue for subfolders on IIEP, when the IIEP is configured with Asset Importer and the input file is a ZIP archive.

■ **ISSUE-463406 - New servlet for logging out**

A new servlet has been introduced that can log a user out of Web UI and Keycloak. The new servlet is [https://\[STEP_URL\]/webui/webui/logout](https://[STEP_URL]/webui/webui/logout). Hotfixes are available for step-10.1-mp3, step-10.1-mp4, and step-10.2-mp1.

■ **ISSUE-467436 - Performance fix for STEP and Oracle**

A performance fix has been implemented for STEP when running Oracle.

■ **ISSUE-467966 - In-Memory performance improvements for search**

Now, searching below a classification and object type criteria are used to restrict the search results in the workbench when using In-Memory. Additionally, performance improvements have been made to searching below a product (which is only relevant if the product override types are configured on the system) in the workbench while using In-Memory. A hotfix is available for inmemory-7.0.55.

■ **ISSUE-476529 - Compare Records Screen error fix**

Previously, an exception sporadically occurred on the Web UI Compare Records Screen. This has been fixed, and a hotfix is available for step-10.2-mp1.

■ **ISSUE-476611 - Create Variants Action and attribute LOV value fixes**

Fixed a layout issue that caused the input fields to have the incorrect height and data when using the Create Variants Action button on Web UI. Additionally, attributes with 5,000+ LOV values are now shown when using an LOV filter. Hotfixes are available for step-10.2-mp1 and step-10.2-mp2.

■ **ISSUE-478259 - STEPXML Joiner fix**

Fixed an issue that occurred where the STEPXML Joiner did not consume zipped source files correctly. Hotfixes are available for step-10.2-mp1 and step-10.2-mp2.

■ **ISSUE-480078 - DTP table fix**

Fixed an issue where assets in DTP tables were stripped when the page was duplicated.

■ **Swagger schema fix**

Fixed a schema validation issue in Swagger UI for the REST API V2 component. A hotfix is available for restapiv2-7.0.11.

■ **Fix for non-English locales on Web UI screen**

Fixed problem occurring when a user is on the Web UI Async Translation Job List screen and translation background processes were not shown in non-English locales. Hotfixes are available for lionbridge-with-framework-10.0, sdl-with-framework-10.0 and across-with-framework-10.0 0.

■ **Corrected classpath problem for GDSN Receiver**

Fixed a classpath problem in the GDSN Receiver module that caused the method in the public API for this module to not be usable in JavaScript business rules. Hotfixes are available for gdsn2-receiver-7.0.56 and gdsn2-receiver-7.0.57.

■ **Workflow error code fix for REST**

Previously, when workflow failed to start, the incorrect error code was passed in the REST response. This has been fixed so that the correct error code is shown. Hotfixes are available for step-10.0-mp3, step-10.0-mp4, step-10.0-mp5 and restapiv2-7.0.9.

■ **Property Direction loading issue fix**

Fixed a loading issue that occurred when the Property Direction was set to 'vertical' on the Multi Reference component on the Web UI Node Editor. A hotfix is available for step-10.2-mp1.

■ **E-signature verification fix for SAML**

Previously, there was an issue with e-signature verification when SAML was enabled. This has been fixed for multiple IDP authentications, and a hotfix is available for saml-7.0.20.

■ **Amazon SQS message fix**

Previously, the Amazon SQS Receiver would drop messages in some instances. This has been fixed, and a hotfix is available for integration-amazon-sqs-7.0.10.

■ **Elasticsearch fix**

The number of query filters that are sent to Elasticsearch has been optimized to fix performance issues. A hotfix is available for elasticsearch-integration-7.0.16.

■ **Date filtering fix for Static Facet**

On the Web UI Search screen, date filtering on blank values has been fixed when using the 'Static Facet' data specification in the Elasticsearch configuration. A hotfix is available for ui-search-7.0.11.

■ **Time out fix**

A new customer-specific solution has been implemented to connection time out for downloads. This solution has hotfixes for step-10.2-mp1 and externalcontent-azure-7.0.4.

■ **JDBC database connection retry fix**

Now, if an attempt to insert or update a record to a JDBC compliant database fails because the connection to that database has been closed, the connection will retry once to insert or update the record. Hotfixes are available for audit-messaging-7.0.4 and audit-messaging-7.0.5.

■ Session expiration fix for Web UI

Error handling has been improved for Web UI network and authentication errors from sessions timing out. A hotfix is available for step-10.1-mp4.

■ Search text localizable

Previously, hard-coded values were used for 'Search' in Web UI. Now, the 'Search' text can be localized.

■ Multi-value attribute fix

Fixed the '<multisep/>' tag mapping in PLM multi reference and PLM forms.

PATCH RECIPE

The 10.2-MP3 baseline patch can be installed with the following recipes:

```
spot --apply=to:step/platform/step-10.2-mp3.spr
```

—OR—

```
spot --upgrade=step:10.2*
```

See the SPOT Program documentation for more information, including how to use the SPOT --upgrade command to also find compatible components that can be added at the same time as the baseline patch. For assistance, contact Stibo Systems Technical Services.

****Before installing the recipe provided by the SPOT --upgrade functionality, review the baseline and component versions that the system will be upgraded to before applying. Verify that the baseline and/or components are the correct versions to be applied (i.e., the versions you did testing on—and not a higher, untested version).***

Note: Customers may want to search Jira for their Maintenance Patch Issue Numbers. To do so, while in Jira, navigate to Issues (in the header bar) and then select 'Search for Issues.' Click on the 'Advanced' option on the filtering bar, and then type in 'issue=' and the Issue number from the Maintenance Patch Notes. Press Enter or click the magnifying glass icon to run the query. **Users will only be able to view Jira tickets for Maintenance Patch Issue Numbers that they have privileges to access. If the issue is not applicable to the user searching, then a 'No issues were found to match your search' message will be displayed.**

Product MDM for Automotive 10.2 - 7.0.40 Patch Notes

Release Date: September 21, 2021



BUGFIXES

All Standards

■ Updated the Advanced Part Number References component

Previously, the Advanced Part Number References component's functionality created a new competitor and/or OE part number only if the selected part was linked to any part type. Now, the Advanced Part Number References component is updated to create competitor and/or OE part numbers even if the selected part is not linked to any part type.

Auto Care

■ Corrected NPE generated in the PCdb import

Previously, importing the latest PCdb file (version dated: 30 July 2021) generated a null pointer error. Now, the PCdb Importer is corrected to no longer throw any error.

■ Updated the way of handling application notes in ACES Exporter

Previously, the application notes that did not have AC_ACESNote as the prefix in its ID were not included in the exported ACES file. Now, the ACES Exporter is updated to include all application notes referenced to the application records irrespective of their ID pattern.

Hotfix recipe compatible with STEP 10.1 MP4 + Automotive-7.0.36: `to:hotfix/491/issue-491044-HOTFIX-5266.spr`



PATCH RECIPE

The Automotive add-on can be installed with the following recipe:

```
to:automotive/7.0/automotive-7.0.40.spr
```

The above recipe is compatible with the following STEP 10.2 MP3 baseline recipe:

```
to:step/platform/step-10.2-mp3.spr
```

Important: Once an Automotive add-on is installed to a base STEP system, the base system cannot be upgraded without upgrading the Automotive add-on at the same time. Additionally, when upgrading any base STEP system that has any Automotive add-on installed, both install recipes must be prepared at the same time.

For assistance in applying the patch to systems with extensions or additional add-on components, contact Stibo Systems Technical Services. Instructions for installing components can be found in the SPOT Program topic in the System Administration documentation.